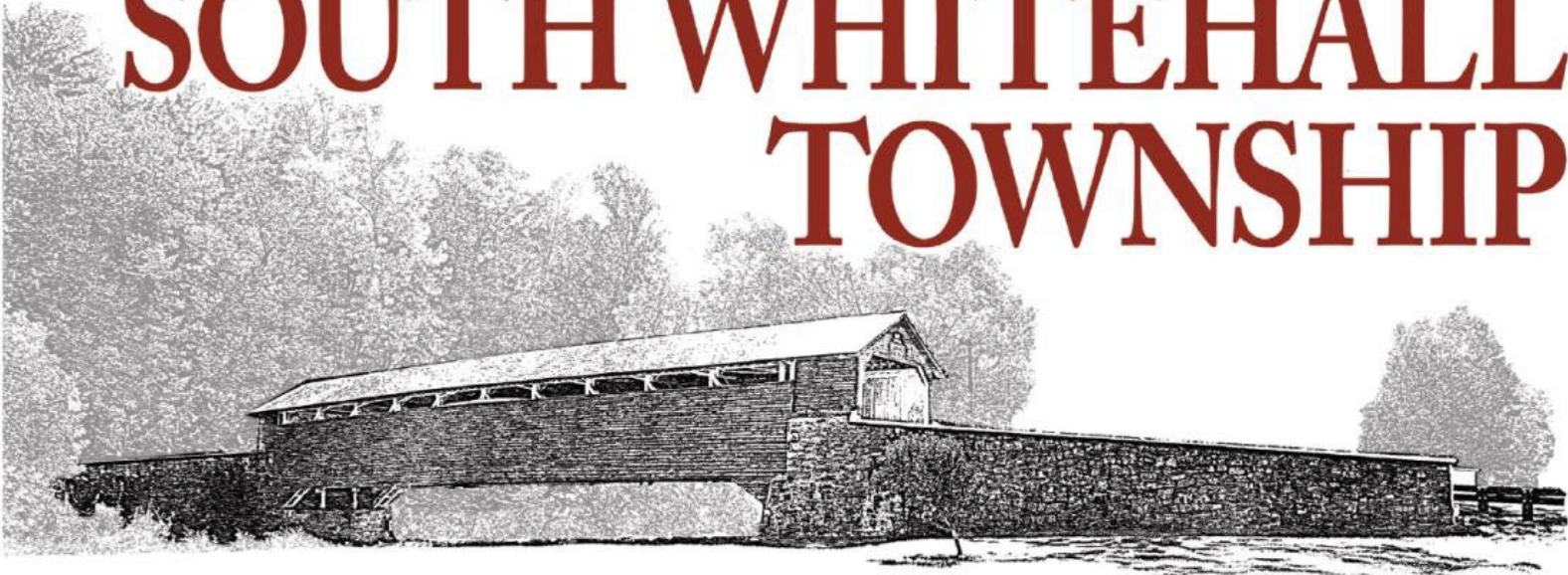


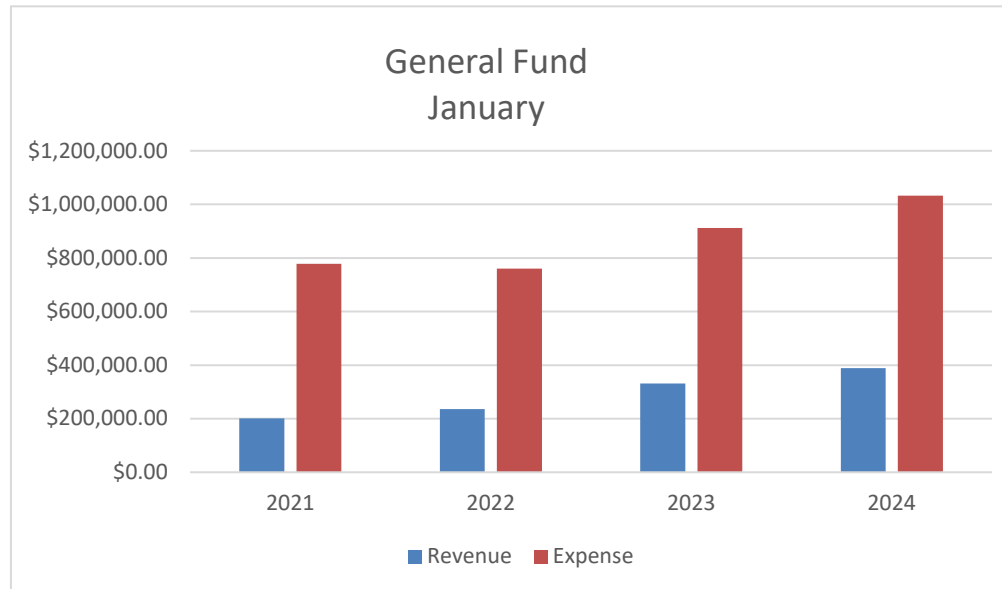
**JANUARY 2024 FINANCIAL REPORTS ANALYSIS**

**SOUTH WHITEHALL  
TOWNSHIP**



## General Fund Revenue vs Expense YTD January 2024

Net	Budget	Actual	% Budget
2024 General Fund Revenue	\$ 19,788,338.00	\$ 388,728.87	1.96%
2024 General Fund Expense	\$ 20,198,187.00	\$ 1,032,500.97	5.11%
*Includes interfund transfers	\$ (409,849.00)	\$ (643,772.10)	



\*\* Please note that the 2024 Expense Budget number includes the 2023 rollover amounts.

**General Fund Revenues**  
**YTD January 2024**

<u>Category</u>	<u>YTD Through 1-31-2022</u>	<u>YTD Through 1-31-2023</u>	<u>YTD Through 1-31-2024</u>	<u>2024 Budget</u>	<u>Variance to Budget 2024</u>
Real Estate Tax Total	0.00	0.00	<b>953.98</b>	7,159,000.00	7,158,046.02
Earned Income Tax Total	111,655.28	102,997.75	<b>213,902.81</b>	4,135,000.00	3,921,097.19
Business Privilege Total	8,178.81	5,426.26	<b>109,728.74</b>	2,957,150.37	2,847,421.63
Admission Tax Total	0.00	0.00	<b>0.00</b>	1,700,000.00	1,700,000.00
Local Services Tax Total	0.00	0.00	<b>0.00</b>	730,000.00	730,000.00
Real Estate Transfer Total	73,660.50	124,747.20	<b>51,532.23</b>	700,000.00	648,467.77
SRO Reimbursement Total	0.00	0.00	<b>0.00</b>	340,000.00	340,000.00
License / Permit Fees Total	42,934.79	100,798.81	<b>15,487.93</b>	527,980.00	512,492.07
Subdivision Reimbursables Total	0.00	0.00	<b>-339.40</b>	975,000.00	975,339.40
Cable TV Tax Total	0.00	0.00	<b>0.00</b>	300,000.00	300,000.00
Grants and Gifts Total	1,000.00	2,820.00	<b>1,000.00</b>	392,706.40	391,706.40
Disc Penalties Fines Total	-1,161.09	-5,342.51	<b>-4,380.36</b>	-172,000.00	-167,619.64
Other Income Total	36.00	36.60	<b>588.00</b>	27,501.00	26,913.00
Interest Income Total	49.11	0.00	<b>254.94</b>	16,000.00	15,745.06
Interfund Transfers Total	0.00	0.00	<b>0.00</b>	0.00	0.00
Loan Proceeds Total	0.00	0.00	<b>0.00</b>	0.00	0.00
<b>Grand Total</b>	<b>236,353.40</b>	<b>331,484.11</b>	<b>388,728.87</b>	<b>19,788,337.77</b>	<b>19,399,608.90</b>

**Expected Timing of Revenues:**

Real Estate Tax: Due May 31st

Business Privilege Tax: Due April 30th

Admission Tax: Our largest taxpayer is Open May - October

Local Services Tax: Received quarterly

Cable TV Franchise Tax: Received quarterly

**General Fund Revenues Comparison  
YTD January 2024**

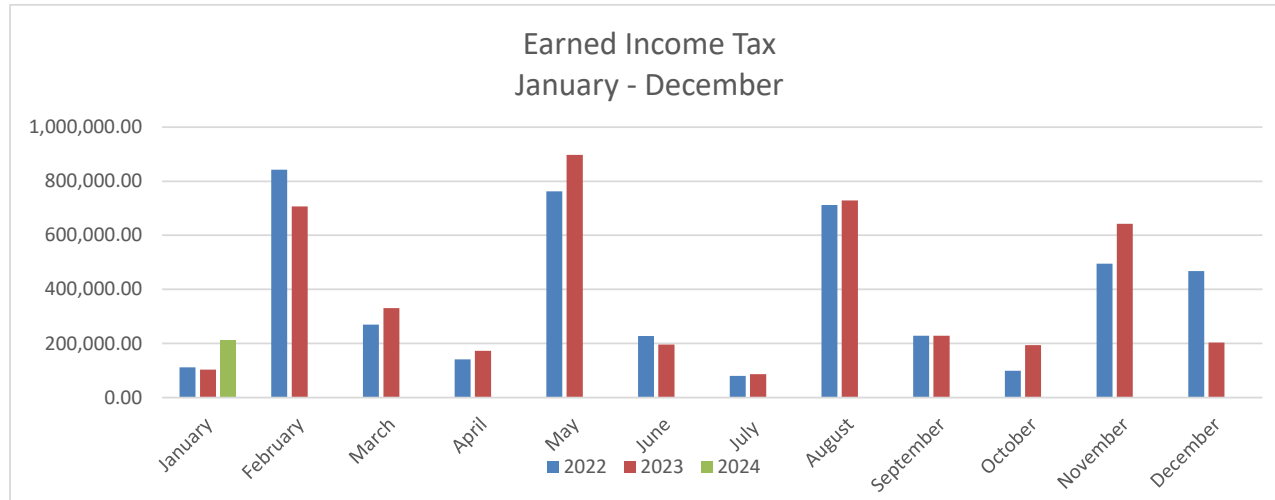


**Real Estate Transfer Tax Revenue:**

	<u>2022</u>	<u>2023</u>	<u>2024</u>	<u>2024 vs 2023</u>
January	75,190.99	124,747.20	51,532.23	(73,214.97)
February	50,587.49	39,910.40		(39,910.40)
March	89,167.34	44,112.31		(44,112.31)
April	64,064.47	77,327.67		(77,327.67)
May	82,011.13	78,706.80		(78,706.80)
June	113,144.22	53,820.48		(53,820.48)
July	90,657.73	27,360.00		(27,360.00)
August	104,050.23	67,747.61		(67,747.61)
September	77,383.88	66,549.50		(66,549.50)
October	182,279.95	208,314.10		(208,314.10)
November	70,489.67	71,661.47		(71,661.47)
December	177,656.99	32,916.50		(32,916.50)
	<u>\$ 1,176,684.09</u>	<u>\$ 893,174.04</u>	<u>\$ 51,532.23</u>	<u>\$ (841,641.81)</u>

**Real Estate Transfer Tax: (0100009/31010)** - .5% on total sale of real estate. Received from Lehigh County monthly. For January 2024 a total of \$51,532.23 was received against a budget of \$700,000, 7.4%. The revenue for the same period last year was \$124,747.20 against a budgeted \$875,000, and we ended the year at 102.1%.

**General Fund Revenues Comparison  
YTD January 2024**

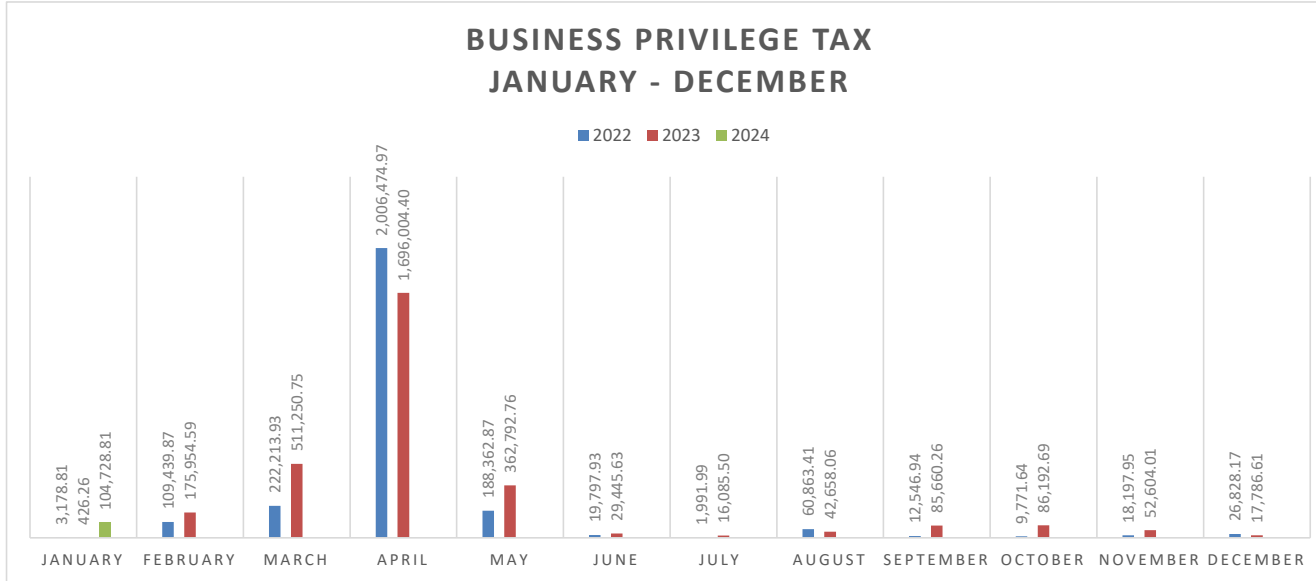


**Earned Income Tax Revenue:**

	<u>2022</u>	<u>2023</u>	<u>2024</u>	<u>2024 vs 2023</u>
January	111,655.28	102,997.75	213,902.81	110,905.06
February	842,996.70	707,252.99		(707,252.99)
March	270,347.78	330,983.16		(330,983.16)
April	141,580.32	172,427.45		(172,427.45)
May	762,553.74	897,410.08		(897,410.08)
June	228,024.89	196,290.50		(196,290.50)
July	80,251.11	87,034.30		(87,034.30)
August	711,584.63	729,104.90		(729,104.90)
September	228,310.75	228,475.04		(228,475.04)
October	98,980.56	194,129.03		(194,129.03)
November	494,839.97	642,162.38		(642,162.38)
December	467,963.69	203,402.78		(203,402.78)
	<u>\$ 4,439,089.42</u>	<u>\$ 4,491,670.36</u>	<u>\$ 213,902.81</u>	<u>\$ (4,277,767.55)</u>

**Earned Income Tax: (0100009/31021)** - .5% paid by Township residents on wages earned. Berkheimer collects and pays Township monthly. We received for January 2024 a total of \$213,902.81 against a budget of \$4,135,000, 5.2%. The revenue for the same period last year was \$102,997.75 against a budget of a \$3,900,000, and we ended the year at 115.2%.

**General Fund Revenues Comparison  
YTD January 2024**



**Business Privilege Tax Revenue:**

	<u>2022</u>	<u>2023</u>	<u>2024</u>	<u>2024 vs 2023</u>
January	3,178.81	426.26	104,728.81	104,302.55
February	109,439.87	175,954.59		(175,954.59)
March	222,213.93	511,250.75		(511,250.75)
April	2,006,474.97	1,696,004.40		(1,696,004.40)
May	188,362.87	362,792.76		(362,792.76)
June	19,797.93	29,445.63		(29,445.63)
July	1,991.99	16,085.50		(16,085.50)
August	60,863.41	42,658.06		(42,658.06)
September	12,546.94	85,660.26		(85,660.26)
October	9,771.64	86,192.69		(86,192.69)
November	18,197.95	52,604.01		(52,604.01)
December	26,828.17	17,786.61		(17,786.61)
	<u>\$ 2,679,668.48</u>	<u>\$ 3,076,861.52</u>	<u>\$ 104,728.81</u>	<u>\$ (2,972,132.71)</u>

**Business Privilege Tax: (0100009/31036)** - .1% (.001) wholesale or .15% (.0015) service/retail of gross receipts. Due April 30. We received for January 2024 a total of \$104,728.74 against a budgeted \$2,950,000, 3.6%. The revenue for the same period last year was \$426.26 against a budgeted \$2,700,000, and we ended the year at 114%.

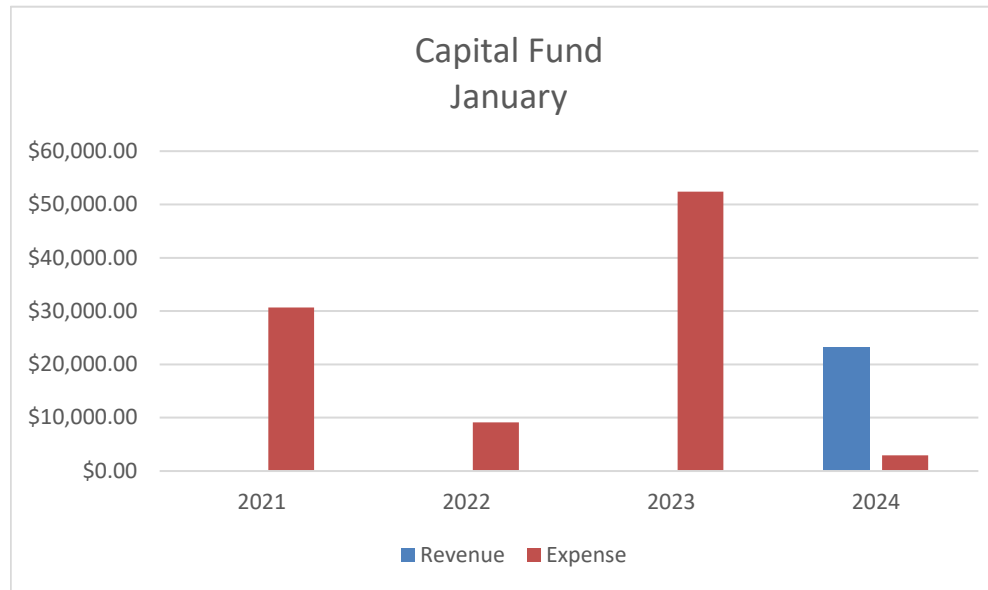
**General Fund Expenses  
YTD January 2024**

<u>Category</u>	<u>YTD Through 1-31-2024</u>	<u>2024 Budget</u>	<u>Remaining Budget</u>
<b>Salaries / Benefits Total</b>	788,091.27	13,424,217.65	12,636,126.38
<b>Materials / Supplies Total</b>	44,571.55	842,400.99	797,829.44
<b>Services Total</b>	146,755.27	2,262,777.07	2,116,021.80
<b>Engineer Fees/ Services Total</b>	5,824.29	1,414,598.40	1,408,774.11
<b>Solicitor Fees Total</b>	6,464.10	251,500.00	245,035.90
<b>Contributions Total</b>	0.00	51,000.00	51,000.00
<b>Computers / Programming Total</b>	0.00	2,000.00	2,000.00
<b>Major Machinery Total</b>	3,744.71	29,560.72	25,816.01
<b>Equipment Rentals Total</b>	0.00	15,000.00	15,000.00
<b>Land/Building Improvements Total</b>	0.00	0.00	0.00
<b>General Gov Expense Total</b>	329.00	4,850.00	4,521.00
<b>Insurance Total</b>	31,076.21	690,000.00	658,923.79
<b>Professional Development Total</b>	5,644.57	134,200.00	128,555.43
<b>Interfund Transfer Total</b>	0.00	1,074,082.00	1,074,082.00
<b>Utilities Total</b>	0.00	2,000.00	2,000.00
<b>Grand Total</b>	1,032,500.97	20,198,186.83	19,165,685.86

**Capital Reserve Fund  
YTD January 2024**

<b>Net</b>	<b>Budget</b>	<b>Actual</b>	<b>% Budget</b>
2024 Capital Fund Revenue	\$ 4,888,473.00	\$ 23,134.00	0.47%
2024 Capital Fund Expense	\$ 6,121,259.00	\$ 2,935.66	0.05%
	<u>\$ (1,232,786.00)</u>	<u>\$ 20,198.34</u>	

\* the above revenue includes interfund transfers from other funds.



\*\* Please note that the 2024 Expense Budget number includes the 2023 rollover amounts.



**2024 Capital Expense Budget @ January 31, 2024 (Township)**

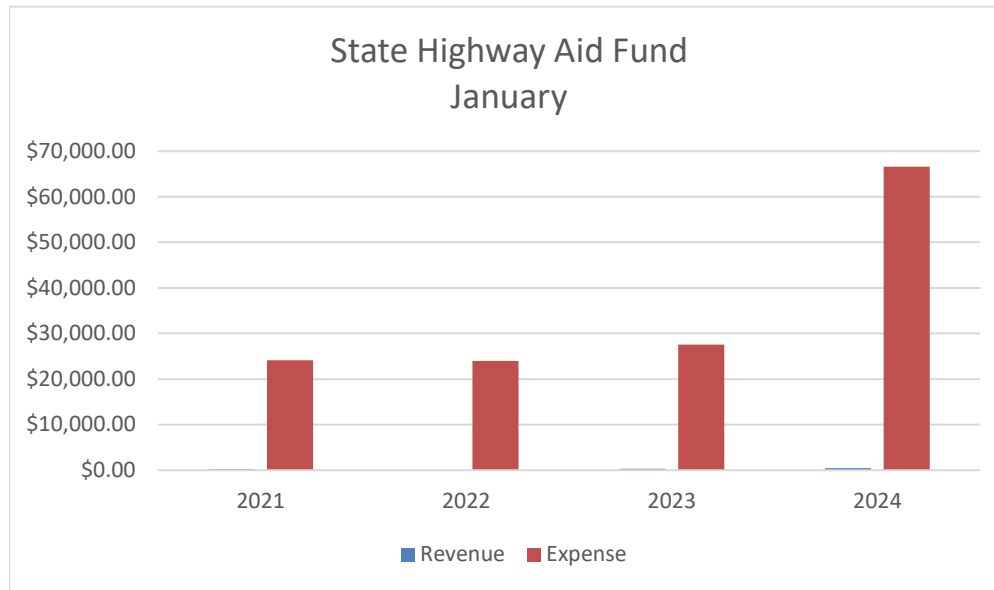
		<u>Final 2024</u>		<u>Encumbered/</u>	<u>Remaining</u>
		<u>Budget</u>	<u>Paid in 2024</u>	<u>Req</u>	<u>Budget</u>
<b>1. Police</b>					
a. Police Vehicles (3 New Vehicles including upfit)	30410003/40720	\$275,000	\$0	\$0	\$275,000
b. Police Body Worn & In-Car Camera System Replacement	30410003/40761	\$1,073,705	\$0	\$0	\$1,073,705
c. Women's Locker Room Expansion	30410003/40801	\$10,000	\$0	\$0	\$10,000
<b>Subtotal</b>		<b>\$1,358,705</b>	<b>\$0</b>	<b>\$0</b>	<b>\$1,358,705</b>
<b>2. Public Works</b>					
a. Township Campus Sidewalk	30430003/40434	\$294,125	\$0	\$0	\$294,125
b. 2024 Paving & Milling	30430003/40610	\$1,026,569	\$0	\$0	\$1,026,569
c. Vehicles - Leaf Suction/Yard Waste Truck	30430003/40720	\$400,000	\$0	\$0	\$400,000
d. Vehicles - New Wing Mower	30430003/40720	\$91,000	\$0	\$0	\$91,000
e. Vehicles - Ford F-350 w/Utility Body/Plow/Lift-Gate	30430003/40720	\$85,000	\$0	\$0	\$85,000
f. Vehicles - Chipper	30430003/40720	\$100,000	\$0	\$0	\$100,000
g. Gas Heaters for Garage area	30430003/40801	\$150,000	\$0	\$0	\$150,000
<b>Subtotal</b>		<b>\$2,146,694</b>	<b>\$0</b>	<b>\$0</b>	<b>\$2,146,694</b>
<b>3. Parks &amp; Recreation</b>					
a. River Road Relocation - Construction & Engineering	30451003/40975	\$315,000	\$0	\$0	\$315,000
b. Vistas Park - Construction & Engineering	30451003/40984	\$500,000	\$0	\$0	\$500,000
c. Jordan Creek Greenway 41-45 Construction & Engineering	30451003/40976	\$1,325,000	\$0	\$0	\$1,325,000
<b>Subtotal</b>		<b>\$2,140,000</b>	<b>\$0</b>	<b>\$0</b>	<b>\$2,140,000</b>
<b>Total 2024 Capital Expenditures</b>		<b>\$5,645,399</b>	<b>\$0</b>	<b>\$0</b>	<b>\$5,645,399</b>
<b><u>2022 &amp; 2023</u></b>					
<b><u>Prior Years Open Capital Projects</u></b>					
<b>1. Police (2023 Projects)</b>					
a. Vehicles - (2) 2023 Tahoes including upfit	30410003/40720	\$138,244	\$0	\$138,244	\$0
b. Vehicles - 2024 Police Interceptor with upfit	30410003/40720	\$74,394	\$0	\$74,394	\$0
c. Vehicles - 2024 Police Interceptor with upfit	30410003/40720	\$73,184	\$0	\$73,184	\$0
		<b>\$285,822</b>	<b>\$0</b>	<b>\$285,822</b>	<b>\$0</b>
<b>2. Public Works (2023 Projects)</b>					
a. Alamo Boom Mower	30430003/40760	\$77,782	\$0	\$77,782	\$0
b. New Holland Tractor	30430003/40760	\$84,680	\$0	\$84,680	\$0
		<b>\$162,462</b>	<b>\$0</b>	<b>\$162,462</b>	<b>\$0</b>
<b>3. Parks &amp; Recreation (2022 Projects)</b>					
a. Jordan Creek Greenway Phase 2	30451003/40973	\$27,576	\$2,936	\$24,641	\$0
		<b>\$27,576</b>	<b>\$2,936</b>	<b>\$24,641</b>	<b>\$0</b>
<b>Total 2022 &amp; 2023 Capital Expenditures</b>		<b>\$475,860</b>	<b>\$2,936</b>	<b>\$472,924</b>	<b>\$0</b>
<b>Total 2022-2024 Capital Expenditures</b>		<b>\$6,121,259</b>	<b>\$2,936</b>	<b>\$472,924</b>	<b>\$5,645,399</b>

## State Highway Aid Fund YTD January 2024

Net	Budget	Actual	% Budget
2024 State Highway Aid Fund Revenue	\$ 726,270.00	\$ 432.52	0.06%
2024 State Highway Aid Fund Expense	\$ 938,230.00	\$ 66,582.46	7.10%
	\$ (211,960.00)	\$ (66,149.94)	

2024 Expenses are comprised of \$33,433.37 for Street Lighting and \$37,880.74 for Salt.

2024 State Highway Aid Capital Purchase is a Tri-Axle in the amount of \$250,000.00



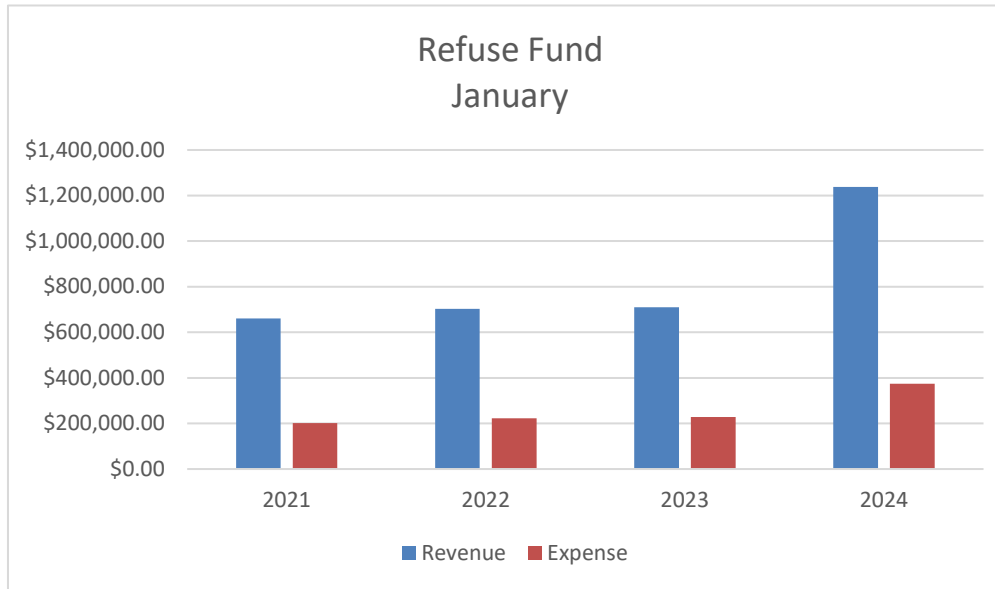
\*NOTE: Revenue for State Highway Aid is received between the end of March and the beginning of April each year.

\*\* Please note that the 2024 Expense Budget number includes the 2023 rollover amounts.

**Refuse Fund  
YTD January 2024**

<b>Net</b>	<b>Budget</b>	<b>Actual</b>	<b>% Budget</b>
2024 Refuse Fund Revenue	\$ 5,022,240.00	\$ 1,237,832.22	24.65%
2024 Refuse Fund Expense	\$ 4,815,132.00	\$ 374,451.86	7.78%
	<u>\$ 207,108.00</u>	<u>\$ 863,380.36</u>	

The 2024 expenses are comprised of mostly hauler fees in the amount of \$346,023.00.



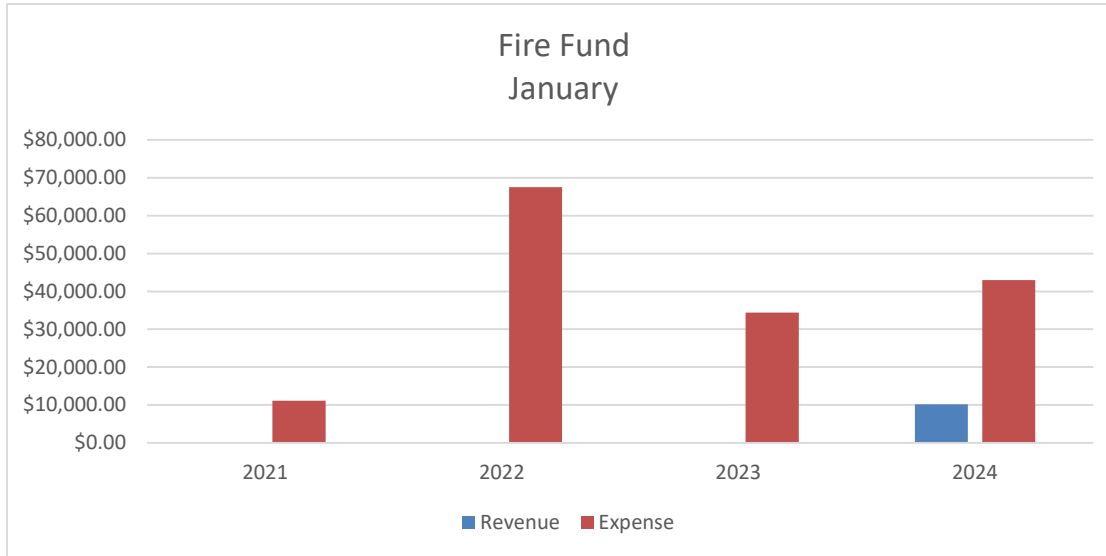
\*NOTE: On January 1, 2024 the Refuse rate went from \$95.00 per quarter to \$165.00 per quarter.

\*\* Please note that the 2024 Expense Budget number includes the 2023 rollover amounts.

**Fire Fund  
YTD January 2024**

<b>Net</b>	<b>Budget</b>	<b>Actual</b>	<b>% Budget</b>
2024 Fire Fund Revenue	\$ 1,372,000.00	\$ 10,191.01	0.74%
2024 Fire Fund Expense	\$ 1,372,000.00	\$ 42,983.91	3.13%
	\$ -	\$ (32,792.90)	

\*The 2024 Expenses include the cash transfers to Fire Fiscal & Apparatus accounts.



\*NOTE: Fire Taxes are due on May 31st.

\*\* Please note that the 2024 Expense Budget number includes the 2023 rollover amounts.

**2024 Capital Expense Budget @ January 31, 2024 (Fire Fund)**

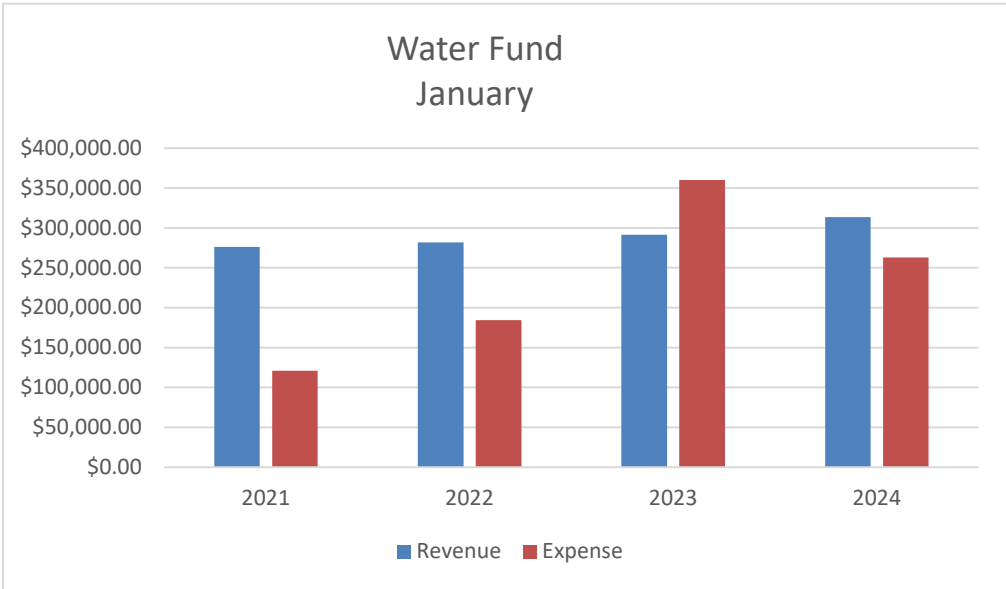
	<u>Final 2024 Budget</u>	<u>Paid in 2024</u>	<u>Encumbered/ Req</u>	<u>Remaining Budget</u>
<b>1. 2024 Fire Capital Projects</b>				
a. Cetronia - Bay Floor Renovation	\$29,980	\$0	\$0	\$29,980
b. Greenawalds - Roof Replacement	\$66,000	\$0	\$0	\$66,000
c. Woodlawn - Roof Replacement	\$100,000	\$0	\$0	\$100,000
<b>Totals =</b>	<b>\$195,980</b>	<b>\$0</b>	<b>\$0</b>	<b>\$195,980</b>

**Water Fund  
YTD January 2024**

<b>Net</b>	<b>Budget</b>	<b>Actual</b>	<b>% Budget</b>
2024 Water Fund Revenue	\$ 4,870,500.00	\$ 313,411.39	6.43%
2024 Water Fund Expense	\$ 5,230,799.00	\$ 262,805.89	5.02%
	<u>\$ (360,299.00)</u>	<u>\$ 50,605.50</u>	

Water Metered Fees revenue is \$284,504.86 as of January 31, 2024.

Water Purchase Fees are \$146,386.67, of which January is an accrued amount.



\*\* Please note that the 2024 Expense Budget number includes the 2023 rollover amounts.

**Water Fund Revenues**  
**YTD January 2024**

<u>Category</u>	<u>YTD Through 1-31-2022</u>	<u>YTD Through 1-31-2023</u>	<u>YTD Through 1-31-2024</u>	<u>2024 Budget</u>	<u>Variance to Budget 2024</u>
<b>Metered / Flat Sales Total</b>	247,011.77	277,831.54	<b>284,504.86</b>	4,536,000.00	4,251,495.14
<b>Grants and Gifts Total</b>	5,120.00	5,120.00	<b>0.00</b>	90,000.00	90,000.00
<b>Interest Income Total</b>	0.00	6,148.89	<b>21,904.63</b>	0.00	-21,904.63
<b>Other Income Total</b>	1,545.00	440.00	<b>1,325.00</b>	11,000.00	9,675.00
<b>Disc / Penalties / Fines Total</b>	1,437.65	72.00	<b>2,061.80</b>	4,500.00	2,438.20
<b>Tapping and Allocation Fees Total</b>	26,691.00	1,885.00	<b>3,615.10</b>	229,000.00	225,384.90
<b>Grand Total</b>	281,805.42	291,497.43	<b>313,411.39</b>	4,870,500.00	4,557,088.61

**Water Fund Expenses  
YTD January 2024**

<u>Category</u>	<u>YTD Through 1-31-2024</u>	<u>2024 Budget</u>	<u>Remaining Budget</u>
Salaries / Benefits Total	58,990.16	975,462.68	916,472.52
Materials / Supplies Total	3,085.60	126,773.24	123,687.64
Services Total	35,729.67	521,396.18	485,666.51
Engineer Fees / Services Total	13,485.10	168,459.00	154,973.90
Solicitor Fees Total	0.00	10,000.00	10,000.00
Major Machinery Total	0.00	4,000.00	4,000.00
Equipment Rentals Total	0.00	1,500.00	1,500.00
Vehicles Total	0.00	110,000.00	110,000.00
Water Purchase Fees Total	146,386.67	2,531,239.73	2,384,853.06
Land / Building Improvements Total	0.00	237,000.00	237,000.00
Debt Total	0.00	30,456.00	30,456.00
System Improvements Total	1,462.02	379,800.00	378,337.98
General Gov Expense Total	0.00	25,000.00	25,000.00
Insurance Total	3,666.67	44,000.00	40,333.33
Professional Development Total	0.00	7,800.00	7,800.00
Other Income Total	0.00	57,912.50	57,912.50
<b>Grand Total</b>	<b>262,805.89</b>	<b>5,230,799.33</b>	<b>4,967,993.44</b>

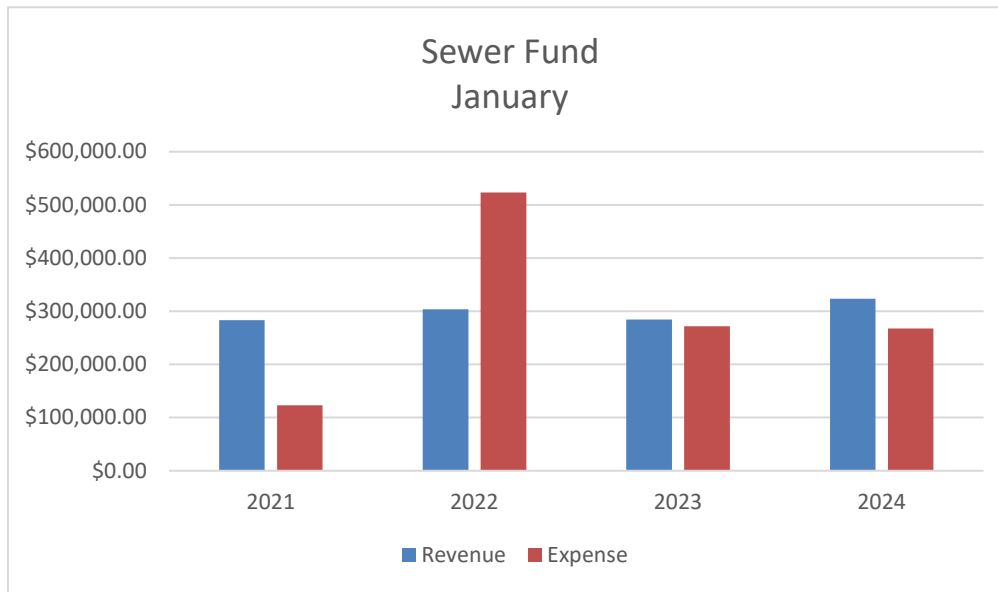
**2024 Capital Expenses for Water Fund @ January 31, 2024**

	<u>Final 2024 Budget</u>	<u>Paid in 2024</u>	<u>Encumbered/ Req</u>	<u>Remaining Budget</u>
<b><u>2024 Water Fund Capital Expenses</u></b>				
a. Utility Truck	\$110,000	\$0	\$0	\$110,000
b. Jacoby Roof	\$37,000	\$0	\$0	\$37,000
c. Scada Upgrade	\$200,000	\$0	\$0	\$200,000
d. Water Meters	\$30,000	\$0	\$0	\$30,000
e. Water System Documents	\$50,000	\$0	\$0	\$50,000
f. Nestle Water Line Upsize Charge	\$250,000	\$0	\$0	\$250,000
g. Station Maintenance	\$49,800	\$1,462	\$0	\$48,338
<b>Total =</b>	<b>\$726,800</b>	<b>\$1,462</b>	<b>\$0</b>	<b>\$725,338</b>

**Sewer Fund**  
**YTD January 2024**

<b>Net</b>	<b>Budget</b>	<b>Actual</b>	<b>% Budget</b>
2024 Sewer Fund Revenue	\$ 4,169,258.00	\$ 323,462.72	7.76%
2024 Sewer Fund Expense	\$ 4,508,830.00	\$ 267,782.64	5.94%
	<u>\$ (339,572.00)</u>	<u>\$ 55,680.08</u>	

Sewer Metered and Flat Fees are \$301,857.23 as of January 31, 2024.  
 Sewer Disposal Fees are \$160,000.00, of which January is an accrued amount.



\*\* Please note that the 2024 Expense Budget number includes the 2023 rollover amounts.



**Sewer Fund Revenues**  
**YTD January 2024**

<u>Category</u>	<u>YTD</u> <u>Through 1-31-2022</u>	<u>YTD</u> <u>Through 1-31-2023</u>	<u>YTD</u> <u>Through 1-31-2024</u>	<u>2024</u> <u>Budget</u>	<u>Variance to</u> <u>Budget 2024</u>
<b>Metered / Flat Sales Total</b>	254,525.05	271,826.99	<b>301,857.23</b>	3,624,858.00	3,323,000.77
<b>Grants and Gifts Total</b>	0.00	0.00	<b>0.00</b>	60,000.00	60,000.00
<b>License / Permit Fees Total</b>	0.00	200.00	<b>0.00</b>	400.00	400.00
<b>Interest Checking Revenue Total</b>	0.00	7,679.14	<b>14,676.06</b>	0.00	-14,676.06
<b>Other Income Total</b>	180.00	220.00	<b>400.00</b>	6,000.00	5,600.00
<b>Agreements Total</b>	0.00	0.00	<b>0.00</b>	0.00	0.00
<b>Disc / Penalties / Fines Total</b>	648.92	72.00	<b>1,616.83</b>	4,000.00	2,383.17
<b>Tapping and Allocation Fees Total</b>	48,144.00	4,125.00	<b>4,912.60</b>	474,000.00	469,087.40
<b>Grand Total</b>	303,497.97	284,123.13	<b>323,462.72</b>	4,169,258.00	3,845,795.28

**Sewer Fund Expenses  
YTD January 2024**

<u>Category</u>	<u>YTD Through 1-31-2024</u>	<u>2024 Budget</u>	<u>Remaining Budget</u>
Salaries / Benefits Total	78,210.22	1,187,016.36	1,108,806.14
Materials / Supplies Total	1,984.76	48,295.00	46,310.24
Services Total	3,516.79	125,391.34	121,874.55
Engineer Fees / Services Total	0.00	68,000.00	68,000.00
Solicitor Fees Total	0.00	10,000.00	10,000.00
Major Machinery and Equipment Total	0.00	0.00	0.00
Equipment Rentals Total	0.00	1,500.00	1,500.00
Disposal Fees Total	160,000.00	2,370,597.75	2,210,597.75
Buildings Total	0.00	1,000.00	1,000.00
System Improvement Total	5,627.50	264,442.20	258,814.70
General Gov Expense Total	0.00	50,000.00	50,000.00
Insurance Total	158.37	2,090.00	1,931.63
Professional Development Total	0.00	4,300.00	4,300.00
EPA Total	18,285.00	318,285.00	300,000.00
Other Income Total	0.00	57,912.50	57,912.50
<b>Grand Total</b>	<b>267,782.64</b>	<b>4,508,830.15</b>	<b>4,241,047.51</b>

**2024 Capital Expenses for Sewer Fund @ January 31, 2024**

	<u>Final 2024 Budget</u>	<u>Paid in 2024</u>	<u>Encumbered/ Req</u>	<u>Remaining Budget</u>
<b><u>2024 Sewer Fund Capital Expenses</u></b>				
a. I&I Work	\$300,000	\$0	\$0	\$300,000
b. 31st Street Sewer Line Repairs	\$55,000	\$0	\$0	\$55,000
c. Sewer Meters	\$85,000	\$0	\$0	\$85,000
d. Sewer Planning Documents	\$50,000	\$0	\$0	\$50,000
e. Tilghman St. Sewer Line Relocation	\$60,000	\$0	\$0	\$60,000
<b>Subtotal</b>	<b>\$550,000</b>	<b>\$0</b>	<b>\$0</b>	<b>\$550,000</b>
	<u>2023 PO Balance Carryforward</u>	<u>Paid in 2024</u>	<u>Encumbered/ Req</u>	<u>Remaining PO Balance</u>
<b><u>2023 Sewer Fund Capital Expenses</u></b>				
a. System Improvement	\$14,442	\$5,628	\$8,815	\$0
b. I&I Work	\$18,285	\$18,285	\$0	\$0
<b>Subtotal</b>	<b>\$32,727</b>	<b>\$23,913</b>	<b>\$8,815</b>	<b>\$0</b>
<b>Combined Total of Capital Expenses</b>	<b>\$582,727</b>	<b>\$23,913</b>	<b>\$8,815</b>	<b>\$550,000</b>

**South Whitehall Township**  
**Bank Balances**

	January 31, 2024	January 31, 2023
Cash - General Fund	\$ 2,732,560.21	\$ 3,279,170.54
Cash - Fiscal Stability Fund	\$ 6,832,672.51	\$ 4,467,034.80
Cash - Capital Reserve Fund	\$ 1,656,995.33	\$ 494,166.57

**South Whitehall Township**  
**Water & Sewer**  
**Bank Balances**

	January 31, 2024	January 31, 2023
Cash - Water Fund (Wells Fargo)	\$ 2,416,201.39	\$ 3,464,036.93
Cash - Water Fund (Neffs)	\$ -	\$ 558,087.12
Cash - Water Fund (Univest)	\$ 4,724,011.77	\$ 1,506,104.15
Cash - Sewer Fund	\$ 2,687,889.00	\$ 3,588,852.96
Cash - Sewer Fund (Univest)	\$ 3,165,079.20	\$ 2,016,917.58

# General Fund

# SOUTH WHITEHALL TOWNSHIP, PA



## BALANCE SHEET FOR 2024 1

FUND: 01 General Fund			NET CHANGE FOR PERIOD	ACCOUNT BALANCE
<b>ASSETS</b>				
01	10000	General Fund Checking	1,528,181.77	3,165,609.54
01	10100	AP Checking	.00	29,048.49
01	10400	Escrow Sub Accounts Govt Banki	19,252.00	7,567,939.49
01	11000	Petty Cash	.00	1,000.00
01	11010	Credit Card Checking Cash	.00	600.00
01	12450	Revenue Accrual	-139,813.86	9,181.76
01	13500	Due from Other Governments	.00	128,036.46
01	14001	Real Estate Tax Receivable	.00	86,665.93
01	14036	B P Tax Receivable	.00	8,073.27
01	14037	Admission Tax Receivable	.00	5,525.81
01	14201	Del Real Estate Tax Receivable	.00	140,484.19
01	14530	Accounts Receivable	-55,820.49	460,665.95
01	14533	Allowance for Bad Debts	.00	.75
01	14555	Earned Income/LST Tax Rec.	.00	170,949.68
01	14600	Cable Tax Receivable	.00	78,770.92
01	14700	Transfer Tax Receivable	.00	105,023.97
01	15500	Prepaid	-254,214.07	333,727.87
01	19000	Interfund Transfer	-2,000,645.50	2,529,387.16
01	19001	Due From Authority	.00	468,570.85
<b>TOTAL ASSETS</b>			<b>-903,060.15</b>	<b>15,289,262.09</b>
<b>LIABILITIES</b>				
01	20020	Accounts Payable	-146,446.76	-146,407.75
01	20025	Accounts Payable Accrual	202,360.76	-24,423.11
01	24600	Accrued Compensation Payable	234,310.63	100.00
01	24800	Escrow Payable	-17,711.58	-7,567,939.50
01	27003	Due to Payroll Fund	.00	65,112.28
01	28000	Def Inflow Unavail Prop Rev	.00	-135,512.02
01	28001	Def Inflow Unavail Rev Oth	.00	-529,613.54
01	29000	Interfund Transfer	.00	-365,946.74
01	29001	Due to Authority	.00	-38,444.00
01	29800	Deferred Rev.	-13,225.00	-14,175.00
<b>TOTAL LIABILITIES</b>			<b>259,288.05</b>	<b>-8,757,249.38</b>
<b>FUND BALANCE</b>				
01	18300	Estimated Revenue Control	19,788,337.77	19,788,337.77
01	18500	General Fund Revenue Control	-388,728.87	-388,728.87
01	27998	Fund Balance Adjustment	.00	4,549,053.23
01	27999	Fund Balance	.00	-11,724,838.04
01	29100	Encumbrance Control	1,194,860.89	1,589,099.51
01	29200	Appropriation Control	-20,198,186.83	-20,198,186.83
01	29400	General Fund Expenditure Contr	1,032,500.97	1,032,500.97
01	29600	Budgetary Fund Balance Control	409,849.06	409,849.06
01	29700	Fund Bal Reser for Encumbrance	-1,194,860.89	-1,589,099.51
<b>TOTAL FUND BALANCE</b>			<b>643,772.10</b>	<b>-6,532,012.71</b>
<b>TOTAL LIABILITIES + FUND BALANCE</b>			<b>903,060.15</b>	<b>-15,289,262.09</b>

# SOUTH WHITEHALL TOWNSHIP, PA



## YTD BUDGET REVENUES JANUARY 2024

FOR 2024 01

ACCOUNTS FOR:	ORIGINAL ESTIM REV	REVISED EST REV	ACTUAL YTD REVENUE	ACTUAL MTD REVENUE	REMAINING REVENUE	PCT COLL
01 General Fund						
<b>000 Undefined</b>						
01000009 30110 RETRev	-7,000,000	-7,000,000	.00	.00	-7,000,000.00	.0%
01000009 30120 RETRefRev	3,000	3,000	.00	.00	3,000.00	.0%
01000009 30130 DeIRETRev	-112,000	-112,000	-953.98	-953.98	-111,046.02	.9%
01000009 30160 IrnRETRev	-50,000	-50,000	.00	.00	-50,000.00	.0%
01000009 31010 RETTrRev	-700,000	-700,000	-51,532.23	-51,532.23	-648,467.77	7.4%
01000009 31021 EITRev	-4,135,000	-4,135,000	-213,902.81	-213,902.81	-3,921,097.19	5.2%
01000009 31036 BPTaxRev	-2,950,000	-2,950,000	-104,728.74	-104,728.74	-2,845,271.26	3.6%
01000009 31040 BPTxAgRev	-7,150	-7,150	-5,000.00	-5,000.00	-2,150.37	69.9%
01000009 31051 LoSerTxRev	-730,000	-730,000	.00	.00	-730,000.00	.0%
01000009 31061 AdmTxRev	-1,700,000	-1,700,000	.00	.00	-1,700,000.00	.0%
01000009 31902 PenRETRev	-15,000	-15,000	.00	.00	-15,000.00	.0%
01000009 31913 IntBPREv	-16,000	-16,000	-254.94	-254.94	-15,745.06	1.6%
01000009 31914 PenBPREv	-10,000	-10,000	-111.51	-111.51	-9,888.49	1.1%
01000009 32132 JunkLicRev	-200	-200	-200.00	-200.00	.00	100.0%
01000009 32135 BevLicRev	-7,500	-7,500	.00	.00	-7,500.00	.0%
01000009 32145 BPLicRev	-85,000	-85,000	-9,415.00	-9,415.00	-75,585.00	11.1%
01000009 32180 CaTVTxRev	-300,000	-300,000	.00	.00	-300,000.00	.0%
01000009 34244 FrmLndLeas	-2,000	-2,000	.00	.00	-2,000.00	.0%
01000009 35900 LGovTaxRev	-1,000	-1,000	-1,000.00	-1,000.00	.00	100.0%
01000009 36247 AmAdPerRev	-30	-30	-10.00	-10.00	-20.00	33.3%
01000009 36255 MiscellRev	-8,000	-8,000	-587.00	-587.00	-7,413.00	7.3%
01000009 36715 LibLease	-1	-1	-1.00	-1.00	.00	100.0%
01000009 37392 DisREOff	125,000	125,000	.00	.00	125,000.00	.0%
01000009 37394 CoChCoOff	4,000	4,000	652.50	652.50	3,347.50	16.3%
01000009 37395 CoChRETOff	18,000	18,000	1,030.64	1,030.64	16,969.36	5.7%
01000009 37398 CoChEITOff	50,000	50,000	2,808.73	2,808.73	47,191.27	5.6%
01001009 35400 GrantRev	-14,000	-14,000	.00	.00	-14,000.00	.0%
TOTAL Undefined	-17,642,881	-17,642,881	-383,205.34	-383,205.34	-17,259,676.03	2.2%

**YTD BUDGET REVENUES**  
**JANUARY 2024**

FOR 2024 01

ACCOUNTS FOR: 01	General Fund	ORIGINAL ESTIM REV	REVISED EST REV	ACTUAL YTD REVENUE	ACTUAL MTD REVENUE	REMAINING REVENUE	PCT COLL
<b>404 Solicitor/Legal Services</b>							
01404009	36135 SubReimbl	-175,000	-175,000	-.60	-.60	-174,999.40	.0%
TOTAL Solicitor/Legal Services		-175,000	-175,000	-.60	-.60	-174,999.40	.0%



**YTD BUDGET REVENUES**  
**JANUARY 2024**

FOR 2024 01

ACCOUNTS FOR: 01	General Fund	ORIGINAL ESTIM REV	REVISED EST REV	ACTUAL YTD REVENUE	ACTUAL MTD REVENUE	REMAINING REVENUE	PCT COLL
<b>409 Engineering</b>							
01409009	36135 SubReimbe	-800,000	-800,000	340.00	340.00	-800,340.00	.0%
	TOTAL Engineering	-800,000	-800,000	340.00	340.00	-800,340.00	.0%

**YTD BUDGET REVENUES**  
**JANUARY 2024**

FOR 2024 01

ACCOUNTS FOR:	ORIGINAL ESTIM REV	REVISED EST REV	ACTUAL YTD REVENUE	ACTUAL MTD REVENUE	REMAINING REVENUE	PCT COLL
01 General Fund						
<b>410 Police</b>						
01006009 35400 GrantRev	-251,248	-251,248	.00	.00	-251,248.00	.0%
01302009 35401 DARERev	-3,000	-3,000	.00	.00	-3,000.00	.0%
01410009 33111 VehCoViRev	-55,000	-55,000	-2,536.07	-2,536.07	-52,463.93	4.6%
01410009 33112 CriCodeRev	-10,000	-10,000	-325.36	-325.36	-9,674.64	3.3%
01410009 33113 StaPolRev	-10,000	-10,000	.00	.00	-10,000.00	.0%
01410009 35402 NNORev	-1,000	-1,000	.00	.00	-1,000.00	.0%
01410009 36210 SpPolSeRev	-90,000	-90,000	.00	.00	-90,000.00	.0%
01410009 36211 PolRepRev	-8,500	-8,500	-810.00	-810.00	-7,690.00	9.5%
01410009 36212 FalAalarRev	-3,500	-3,500	14,025.00	14,025.00	-17,525.00	-400.7%
01410009 36215 SROExpReim	-300,000	-300,000	.00	.00	-300,000.00	.0%
01410009 36216 SROOEXPRM	-40,000	-40,000	.00	.00	-40,000.00	.0%
01410009 36255 MiscellRev	-2,000	-2,000	.00	.00	-2,000.00	.0%
01410009 36264 HroHlprDnt	-4,000	-4,000	.00	.00	-4,000.00	.0%
<b>TOTAL Police</b>	<b>-778,248</b>	<b>-778,248</b>	<b>10,353.57</b>	<b>10,353.57</b>	<b>-788,601.57</b>	<b>-1.3%</b>

**YTD BUDGET REVENUES**  
**JANUARY 2024**

FOR 2024 01

ACCOUNTS FOR: 01	General Fund	ORIGINAL ESTIM REV	REVISED EST REV	ACTUAL YTD REVENUE	ACTUAL MTD REVENUE	REMAINING REVENUE	PCT COLL
<b>430 Public Works - General Service</b>							
01430009	36252 WonPRev	-1,000	-1,000	.00	.00	-1,000.00	.0%
01430009	36259 PennWinAgr	-12,458	-12,458	.00	.00	-12,458.40	.0%
TOTAL Public Works - General serv		-13,458	-13,458	.00	.00	-13,458.40	.0%

**YTD BUDGET REVENUES**  
**JANUARY 2024**

FOR 2024 01

ACCOUNTS FOR: 01	General Fund	ORIGINAL ESTIM REV	REVISED EST REV	ACTUAL YTD REVENUE	ACTUAL MTD REVENUE	REMAINING REVENUE	PCT COLL
<b>451 Recreation Administration</b>							
01451009	36714 PavRentRev	-17,000	-17,000	-2,495.00	-2,495.00	-14,505.00	14.7%
01451009	36720 RecProgRev	-170,000	-170,000	-2,190.00	-2,190.00	-167,810.00	1.3%
01451009	36721 Sponsors	-2,000	-2,000	.00	.00	-2,000.00	.0%
01451009	36724 MemorTree	-1,500	-1,500	.00	.00	-1,500.00	.0%
01451009	36728 PHEAAREV	-1,000	-1,000	.00	.00	-1,000.00	.0%
TOTAL Recreation Administration		-191,500	-191,500	-4,685.00	-4,685.00	-186,815.00	2.4%

**YTD BUDGET REVENUES**  
**JANUARY 2024**

FOR 2024 01

ACCOUNTS FOR:	ORIGINAL ESTIM REV	REVISED EST REV	ACTUAL YTD REVENUE	ACTUAL MTD REVENUE	REMAINING REVENUE	PCT COLL
01 General Fund						
<b>460 Community Development</b>						
01009009 35400 GrantRev	-20,000	-20,000	.00	.00	-20,000.00	.0%
01303009 38317 TrImpCoRev	-6,000	-6,000	.00	.00	-6,000.00	.0%
01460009 36133 ZonHBRev	-5,000	-5,000	.00	.00	-5,000.00	.0%
01460009 36134 HearFeeRev	-5,000	-5,000	.00	.00	-5,000.00	.0%
01460009 36140 AllPlanFee	-25,000	-25,000	-5,050.00	-5,050.00	-19,950.00	20.2%
01460009 36220 FireCodRev	-10,000	-10,000	-800.00	-800.00	-9,200.00	8.0%
01460009 36240 ACT157FEES	-3,000	-3,000	-121.50	-121.50	-2,878.50	4.1%
01460009 36241 NonResApp	-17,000	-17,000	-1,400.00	-1,400.00	-15,600.00	8.2%
01460009 36242 NonResIssu	-25,000	-25,000	-300.00	-300.00	-24,700.00	1.2%
01460009 36244 SeDisPerRe	-250	-250	.00	.00	-250.00	.0%
01460009 36245 ROWPermits	-15,000	-15,000	-750.00	-750.00	-14,250.00	5.0%
01460009 36246 ResAppFees	-30,000	-30,000	-1,250.00	-1,250.00	-28,750.00	4.2%
01460009 36248 ResIssFees	-25,000	-25,000	-1,400.00	-1,400.00	-23,600.00	5.6%
01460009 36250 PlULicRev	-600	-600	-460.00	-460.00	-140.00	76.7%
01460009 36260 SpFlHaPer	-400	-400	.00	.00	-400.00	.0%
TOTAL Community Development	-187,250	-187,250	-11,531.50	-11,531.50	-175,718.50	6.2%
TOTAL General Fund	-19,788,338	-19,788,338	-388,728.87	-388,728.87	-19,399,608.90	2.0%
TOTAL REVENUES	-19,788,338	-19,788,338	-388,728.87	-388,728.87	-19,399,608.90	

**YTD BUDGET EXPENSES**  
**JANUARY 2024**

FOR 2024 01

ACCOUNTS FOR: 01	General Fund	ORIGINAL APPROP	REVISED BUDGET	YTD EXPENDED	MTD EXPENDED	ENC/REQ	AVAILABLE BUDGET	PCT USED
<b>400 Legislative</b>								
01400001	40105 SalWagElec	34,575	34,575	.00	.00	.00	34,575.00	.0%
01400002	40229 MealFood	200	200	.00	.00	.00	200.00	.0%
01400002	40321 TeleChrg	2,700	2,700	199.40	199.40	2,500.60	.00	100.0%
01400002	40420 DueSubMem	2,200	2,200	.00	.00	.00	2,200.00	.0%
01400002	45016 Contributn	21,000	21,000	.00	.00	.00	21,000.00	.0%
TOTAL Legislative		60,675	60,675	199.40	199.40	2,500.60	57,975.00	4.4%

**YTD BUDGET EXPENSES**  
**JANUARY 2024**

FOR 2024 01

ACCOUNTS FOR:	ORIGINAL	REVISED	YTD EXPENDED		MTD EXPENDED	ENC/REQ	AVAILABLE	PCT
01 General Fund	APPROP	BUDGET					BUDGET	USED
<b>401 Executive</b>								
01401001 40112	Wages	235,919	235,919	12,698.45	12,698.45	.00	223,220.31	5.4%
01401001 40113	SpAlloc	-17,476	-17,476	.00	.00	.00	-17,475.63	.0%
01401001 40172	HolidayPay	0	0	873.08	873.08	.00	-873.08	100.0%
01401001 40184	AttendInc	2,500	2,500	2,500.00	2,500.00	.00	.00	100.0%
01401001 40188	PTO	0	0	364.61	364.61	.00	-364.61	100.0%
01401001 40192	FICAEmploy	18,048	18,048	1,547.91	1,547.91	.00	16,499.88	8.6%
01401001 40196	HealthIns	32,782	32,782	5,621.86	5,621.86	.00	27,160.14	17.1%
01401001 40198	Dental	1,080	1,080	82.73	82.73	.00	997.27	7.7%
01401001 40199	Life Dis	1,261	1,261	113.81	113.81	.00	1,147.33	9.0%
01401001 40901	Thrift Sav	2,200	2,200	432.00	432.00	.00	1,768.00	19.6%
01401002 40229	MealFood	300	300	.00	.00	.00	300.00	.0%
01401002 40321	TeleChrg	1,100	1,847	417.97	417.97	730.28	699.00	62.2%
01401002 40420	DueSubMem	2,000	2,000	737.00	737.00	.00	1,263.00	36.9%
01401002 40455	OrdFileFee	500	500	.00	.00	.00	500.00	.0%
01401002 40460	ContEduc	3,750	3,750	.00	.00	.00	3,750.00	.0%
01401002 40573	GenGovtExp	100	100	30.30	30.30	.00	69.70	30.3%
<b>TOTAL Executive</b>		<b>284,064</b>	<b>284,811</b>	<b>25,419.72</b>	<b>25,419.72</b>	<b>730.28</b>	<b>258,661.31</b>	<b>9.2%</b>

**YTD BUDGET EXPENSES**  
**JANUARY 2024**

FOR 2024 01

ACCOUNTS FOR:	ORIGINAL	REVISED					AVAILABLE	PCT
01 General Fund	APPROP	BUDGET	YTD EXPENDED	MTD EXPENDED	ENC/REQ	BUDGET	USED	
<b>402 Finance</b>								
01402001 40112 Wages	307,223	307,223	15,171.29	15,171.29	.00	292,051.40	4.9%	
01402001 40113 SpAlloc	-93,798	-93,798	.00	.00	.00	-93,797.73	.0%	
01402001 40115 SalWagPT	30,000	30,000	1,453.77	1,453.77	.00	28,546.23	4.8%	
01402001 40172 HolidayPay	0	0	1,276.67	1,276.67	.00	-1,276.67	100.0%	
01402001 40177 Sick Pay	0	0	37.25	37.25	.00	-37.25	100.0%	
01402001 40180 OT Pay	1,200	1,200	.00	.00	.00	1,200.00	.0%	
01402001 40184 AttendInc	5,175	5,175	2,425.00	2,425.00	.00	2,750.00	46.9%	
01402001 40188 PTO	0	0	1,344.66	1,344.66	.00	-1,344.66	100.0%	
01402001 40192 FICAEmploy	25,889	25,889	2,101.59	2,101.59	.00	23,787.75	8.1%	
01402001 40196 HealthIns	104,269	104,269	8,639.12	8,639.12	.00	95,630.13	8.3%	
01402001 40198 Dental	4,180	4,180	322.29	322.29	.00	3,857.71	7.7%	
01402001 40199 Life Dis	2,142	2,142	181.46	181.46	.00	1,960.22	8.5%	
01402001 40901 Thrift Sav	7,280	7,280	664.00	664.00	.00	6,616.00	9.1%	
01402002 40229 MealFood	200	200	.00	.00	.00	200.00	.0%	
01402002 40315 TxAppHOff	1,000	1,000	.00	.00	.00	1,000.00	.0%	
01402002 40321 TeleChrg	600	680	79.76	79.76	600.33	.00	100.0%	
01402002 40331 Travel	4,000	4,000	.00	.00	.00	4,000.00	.0%	
01402002 40420 DueSubMem	1,000	1,000	.00	.00	.00	1,000.00	.0%	
01402002 40450 ContrSrv	27,000	36,000	673.45	673.45	9,000.00	26,326.55	26.9%	
01402002 40460 ContEduc	3,500	3,500	.00	.00	.00	3,500.00	.0%	
01402002 40760 MinMachEqu	1,000	1,000	.00	.00	.00	1,000.00	.0%	
<b>TOTAL Finance</b>	<b>431,860</b>	<b>440,940</b>	<b>34,370.31</b>	<b>34,370.31</b>	<b>9,600.33</b>	<b>396,969.68</b>	<b>10.0%</b>	



**YTD BUDGET EXPENSES**  
**JANUARY 2024**

FOR 2024 01

ACCOUNTS FOR: 01	General Fund	ORIGINAL APPROP	REVISED BUDGET	YTD EXPENDED	MTD EXPENDED	ENC/REQ	AVAILABLE BUDGET	PCT USED
<b>403 Tax Collector</b>								
01403001	40105 SalWagElec	10,000	10,000	800.00	800.00	.00	9,200.00	8.0%
01403001	40192 FICAemploy	0	0	15.30	15.30	.00	-15.30	100.0%
01403002	40215 Postage	5,500	5,500	.00	.00	.00	5,500.00	.0%
01403002	40375 Bond	1,400	1,400	103.75	103.75	.00	1,296.25	7.4%
01403002	40450 ContrSrv	6,000	6,000	.00	.00	.00	6,000.00	.0%
TOTAL Tax collector		22,900	22,900	919.05	919.05	.00	21,980.95	4.0%

**YTD BUDGET EXPENSES**  
**JANUARY 2024**

FOR 2024 01

ACCOUNTS FOR:	ORIGINAL	REVISED					AVAILABLE	PCT
01 General Fund	APPROP	BUDGET	YTD EXPENDED	MTD EXPENDED	ENC/REQ	BUDGET	USED	
<b>404 Solicitor/Legal Services</b>								
01404102 40197 Pension	15,000	15,000	.00	.00	.00	15,000.00	.0%	
01404102 40573 GenGovtExp	170,000	170,000	62.50	62.50	.00	169,937.50	.0%	
01404102 40937 MeetPrepEx	30,000	30,000	.00	.00	.00	30,000.00	.0%	
01404102 40939 ZoningExp	50,000	50,000	.00	.00	.00	50,000.00	.0%	
01404102 40940 SubdivBill	175,000	175,000	.00	.00	.00	175,000.00	.0%	
01404102 40948 Arbitrat	15,000	15,000	.00	.00	.00	15,000.00	.0%	
01404102 40949 Litigat	15,000	15,000	82.00	82.00	.00	14,918.00	.5%	
01404102 40953 LaborExp	100,000	100,000	6,296.10	6,296.10	.00	93,703.90	6.3%	
01404102 40955 CivilServ	10,000	10,000	.00	.00	.00	10,000.00	.0%	
01404102 40956 TaxAppeal	1,500	1,500	.00	.00	.00	1,500.00	.0%	
01404102 40958 Ordinances	25,000	25,000	86.00	86.00	.00	24,914.00	.3%	
01404102 40974 CDZonApeal	35,000	35,000	.00	.00	.00	35,000.00	.0%	
TOTAL Solicitor/Legal Services	641,500	641,500	6,526.60	6,526.60	.00	634,973.40	1.0%	

**YTD BUDGET EXPENSES**  
**JANUARY 2024**

FOR 2024 01

ACCOUNTS FOR:	ORIGINAL	REVISED	YTD EXPENDED		MTD EXPENDED		ENC/REQ	AVAILABLE	PCT
01 General Fund	APPROP	BUDGET					BUDGET	USED	
<b>405 Human Resources</b>									
01405001 40112	Wages	132,300	132,300	6,456.70	6,456.70		.00	125,842.96	4.9%
01405001 40113	Spec Allo	-7,350	-7,350	.00	.00		.00	-7,349.98	.0%
01405001 40172	HolidayPay	0	0	484.92	484.92		.00	-484.92	100.0%
01405001 40177	Sick Pay	0	0	276.74	276.74		.00	-276.74	100.0%
01405001 40184	AttendInc	2,250	2,250	1,000.00	1,000.00		.00	1,250.00	44.4%
01405001 40188	PTO	0	0	208.18	208.18		.00	-208.18	100.0%
01405001 40192	FICAEmploy	10,121	10,121	979.86	979.86		.00	9,141.06	9.7%
01405001 40196	HealthIns	28,395	28,395	2,278.55	2,278.55		.00	26,116.45	8.0%
01405001 40198	Dental	1,980	1,980	144.18	144.18		.00	1,835.82	7.3%
01405001 40199	Life Dis	846	846	64.53	64.53		.00	781.65	7.6%
01405001 40901	Thrift Sav	1,800	1,800	960.00	960.00		.00	840.00	53.3%
01405002 40229	MealFood	1,000	1,000	.00	.00		.00	1,000.00	.0%
01405002 40321	TeleChrg	540	540	39.88	39.88	500.12	.00	.00	100.0%
01405002 40331	Travel	3,000	3,000	.00	.00		.00	3,000.00	.0%
01405002 40420	DueSubMem	2,000	2,000	89.55	89.55		.00	1,910.45	4.5%
01405002 40460	ContEduc	7,500	7,500	.00	.00		.00	7,500.00	.0%
01405002 40463	OrgnlTrain	12,500	12,500	.00	.00		.00	12,500.00	.0%
01405002 40571	EmpEvent	6,000	6,000	.00	.00		.00	6,000.00	.0%
01405002 40796	RecruitExp	4,000	4,000	.00	.00		.00	4,000.00	.0%
01405002 40915	MedPhysica	750	750	.00	.00		.00	750.00	.0%
<b>TOTAL Human Resources</b>		<b>207,632</b>	<b>207,632</b>	<b>12,983.09</b>	<b>12,983.09</b>	<b>500.12</b>		<b>194,148.57</b>	<b>6.5%</b>

# SOUTH WHITEHALL TOWNSHIP, PA



## YTD BUDGET EXPENSES JANUARY 2024

FOR 2024 01

ACCOUNTS	FOR:		ORIGINAL	REVISED			AVAILABLE	PCT
01	General	Fund	APPROP	BUDGET	YTD EXPENDED	MTD EXPENDED	BUDGET	USED
<b>406 Administrative</b>								
01406001	40192	FICAEmploy	4,098	4,098	45.90	45.90	4,052.59	1.1%
01406001	40195	WorkComIns	230,000	230,000	653.00	653.00	229,347.00	.3%
01406001	40197	Pension	1,026,301	1,026,301	.00	.00	1,026,301.00	.0%
01406001	40917	CobraReim	-10,000	-10,000	.00	.00	-10,000.00	.0%
01406001	40932	PenReimWat	-145,239	-145,239	.00	.00	-145,238.95	.0%
01406001	40933	PenReimSew	-145,239	-145,239	.00	.00	-145,238.95	.0%
01406001	40934	StaPenReim	-775,000	-775,000	.00	.00	-775,000.00	.0%
01406002	40194	UnemplComp	10,000	10,000	.00	.00	10,000.00	.0%
01406002	40210	Offc Suppl	8,000	10,192	697.18	697.18	3,000.00	70.6%
01406002	40213	ComCopSupp	23,000	25,245	2,220.97	2,220.97	2,120.38	91.6%
01406002	40215	Postage	30,000	30,000	14,995.02	14,995.02	10,004.98	66.7%
01406002	40218	MiscExp	500	500	.00	.00	500.00	.0%
01406002	40310	ProfSrv	20,000	20,000	.00	.00	20,000.00	.0%
01406002	40311	AccAudSrv	40,000	51,075	.00	.00	10,000.00	80.4%
01406002	40317	AnswerSrv	6,500	7,877	1,361.16	1,361.16	.29	100.0%
01406002	40321	TeleChrg	29,000	30,810	3,798.99	3,798.99	1,306.46	95.8%
01406002	40326	EquipLease	32,000	33,503	3,381.86	3,381.86	4,748.00	85.8%
01406002	40331	Travel	250	250	.00	.00	250.00	.0%
01406002	40334	FrExpChg	800	800	.00	.00	800.00	.0%
01406002	40341	AdvPr	25,000	29,820	2,395.14	2,395.14	4,000.00	86.6%
01406002	40342	Printing	6,000	6,000	523.77	523.77	2,000.00	66.7%
01406002	40350	RateResDed	10,000	10,000	.00	.00	10,000.00	.0%
01406002	40372	InsRepairs	50,000	50,000	-3,226.67	-3,226.67	53,226.67	-6.5%
01406002	40373	InsReimbur	-50,000	-50,000	-8,659.96	-8,659.96	-41,340.04	17.3%
01406002	40374	WCInsAud	30,000	30,000	.00	.00	30,000.00	.0%
01406002	40375	Bond-Treas	3,200	3,200	257.17	257.17	2,942.83	8.0%
01406002	40378	INSOPEX	660,000	660,000	42,962.84	42,962.84	617,037.16	6.5%
01406002	40420	DueSubMem	1,200	1,200	1,000.00	1,000.00	200.00	83.3%
01406002	40450	ContrSrv	8,000	8,469	316.84	316.84	5,500.00	35.1%
01406002	40573	GenGovtExp	3,000	3,000	.00	.00	3,000.00	.0%
01406002	40760	MinMachEqu	1,000	1,000	.00	.00	1,000.00	.0%
01406002	40905	SupWatReim	-3,875	-3,875	.00	.00	-3,875.00	.0%
01406002	40906	SupSewReim	-3,875	-3,875	.00	.00	-3,875.00	.0%
01406002	40912	CommwaReim	-8,488	-8,488	.00	.00	-8,487.52	.0%
01406002	40913	CommSeReim	-8,488	-8,488	.00	.00	-8,487.52	.0%
01406002	49000	IntFundTra	1,074,082	1,074,082	.00	.00	1,074,082.00	.0%
TOTAL Administrative			2,181,729	2,207,220	62,723.21	62,723.21	1,983,876.38	10.1%

**YTD BUDGET EXPENSES**  
**JANUARY 2024**

FOR 2024 01

ACCOUNTS FOR:	ORIGINAL	REVISED					AVAILABLE	PCT
01 General Fund	APPROP	BUDGET	YTD EXPENDED	MTD EXPENDED	ENC/REQ	BUDGET	USED	
<b>407 Information Technology</b>								
01407001 40112 SalWagFT	80,578	80,578	4,338.83	4,338.83	.00	76,239.17	5.4%	
01407001 40172 HolidayPay	0	0	309.92	309.92	.00	-309.92	100.0%	
01407001 40180 OT Pay	1,000	1,000	.00	.00	.00	1,000.00	.0%	
01407001 40184 AttendInc	1,250	1,250	.00	.00	.00	1,250.00	.0%	
01407001 40192 FICAEmploy	6,241	6,241	463.80	463.80	.00	5,776.92	7.4%	
01407001 40196 HealthIns	11,840	11,840	2,793.24	2,793.24	.00	9,046.76	23.6%	
01407001 40198 Dental	400	400	30.50	30.50	.00	369.50	7.6%	
01407001 40199 Life Dis	512	512	40.93	40.93	.00	470.72	8.0%	
01407001 40901 Thrift Sav	2,000	2,000	800.00	800.00	.00	1,200.00	40.0%	
01407002 40325 InternFees	13,200	14,183	1,966.16	1,966.16	10,776.92	1,440.00	89.8%	
01407002 40370 MainSerRep	15,000	15,000	.00	.00	.00	15,000.00	.0%	
01407002 40382 ITWatReimb	-57,913	-57,913	.00	.00	.00	-57,912.50	.0%	
01407002 40383 ITSewReimb	-57,913	-57,913	.00	.00	.00	-57,912.50	.0%	
01407002 40452 ContITNeSr	750,585	883,061	83,240.68	83,240.68	564,450.19	235,370.53	73.3%	
01407002 40460 ContEduc	3,000	3,000	.00	.00	.00	3,000.00	.0%	
01407002 40760 MinMachEqu	15,000	18,736	3,744.71	3,744.71	.00	14,991.01	20.0%	
<b>TOTAL Information Technology</b>	<b>784,780</b>	<b>921,976</b>	<b>97,728.77</b>	<b>97,728.77</b>	<b>575,227.11</b>	<b>249,019.69</b>	<b>73.0%</b>	

**YTD BUDGET EXPENSES**  
**JANUARY 2024**

FOR 2024 01

ACCOUNTS FOR: 01 General Fund	ORIGINAL APPROP	REVISED BUDGET	YTD EXPENDED	MTD EXPENDED	ENC/REQ	AVAILABLE BUDGET	PCT USED
<b>409 Engineering</b>							
01409102 40573 GenGovtExp	125,000	125,000	.00	.00	.00	125,000.00	.0%
01409102 40940 SubdivBill	800,000	800,000	5,322.74	5,322.74	.00	794,677.26	.7%
01409102 40941 SubdivReim	0	0	408.75	408.75	.00	-408.75	100.0%
TOTAL Engineering	925,000	925,000	5,731.49	5,731.49	.00	919,268.51	.6%

# SOUTH WHITEHALL TOWNSHIP, PA



## YTD BUDGET EXPENSES JANUARY 2024

FOR 2024 01

ACCOUNTS	FOR:		ORIGINAL	REVISED				AVAILABLE	PCT
01	General	Fund	APPROP	BUDGET	YTD EXPENDED	MTD EXPENDED	ENC/REQ	BUDGET	USED
<b>410 Police</b>									
01410001	40112	Wages	356,307	356,307	18,191.97	18,191.97	.00	338,115.02	5.1%
01410001	40172	HolidayPay	0	0	1,370.41	1,370.41	.00	-1,370.41	100.0%
01410001	40177	Sick Pay	0	0	408.67	408.67	.00	-408.67	100.0%
01410001	40179	Long Pay	2,300	2,300	.00	.00	.00	2,300.00	.0%
01410001	40180	OT Pay	2,000	2,000	.00	.00	.00	2,000.00	.0%
01410001	40184	AttendInc	5,000	5,000	3,250.00	3,250.00	.00	1,750.00	65.0%
01410001	40188	PTO	0	0	690.75	690.75	.00	-690.75	100.0%
01410001	40192	FICAEmploy	27,586	27,586	2,340.74	2,340.74	.00	25,245.69	8.5%
01410001	40196	HealthIns	93,880	93,880	7,804.32	7,804.32	.00	86,075.68	8.3%
01410001	40198	Dental	3,000	3,000	284.93	284.93	.00	2,715.07	9.5%
01410001	40199	Life Dis	2,099	2,099	.00	.00	.00	2,099.02	.0%
01410001	40901	Thrift Sav	8,000	8,000	2,480.00	2,480.00	.00	5,520.00	31.0%
01410002	40228	K9Supp	13,400	16,663	.00	.00	3,263.23	13,400.00	19.6%
01410002	40229	MealFood	3,000	3,000	.00	.00	.00	3,000.00	.0%
01410002	40230	Fuels	99,000	100,617	1,617.22	1,617.22	99,000.00	.00	100.0%
01410002	40238	UnifCloth	69,000	69,660	1,067.38	1,067.38	48,045.57	20,546.55	70.5%
01410002	40241	GenGovSup	12,000	12,000	95.72	95.72	.00	11,904.28	.8%
01410002	40260	SmToMiPurc	9,000	11,664	2,982.45	2,982.45	.00	8,682.00	25.6%
01410002	40310	ProfSrv	1,000	1,000	.00	.00	.00	1,000.00	.0%
01410002	40316	TestFees	4,000	4,000	.00	.00	.00	4,000.00	.0%
01410002	40321	TeleChrg	24,500	27,418	3,213.29	3,213.29	23,204.78	1,000.00	96.4%
01410002	40327	RadEqMaint	4,000	4,000	.00	.00	.00	4,000.00	.0%
01410002	40331	Travel	5,000	5,000	.00	.00	.00	5,000.00	.0%
01410002	40339	CriInvExp	3,650	3,650	329.00	329.00	.00	3,321.00	9.0%
01410002	40340	MERTExp	10,000	10,000	2,003.06	2,003.06	1,951.05	6,045.89	39.5%
01410002	40345	DUIChcExp	251,248	251,248	.00	.00	.00	251,248.00	.0%
01410002	40370	MainSerRep	2,000	2,000	.00	.00	.00	2,000.00	.0%
01410002	40420	DueSubMem	20,600	20,600	2,143.95	2,143.95	.00	18,456.05	10.4%
01410002	40440	LaunUnClSr	15,000	15,000	428.70	428.70	11,571.30	3,000.00	80.0%
01410002	40450	ContrSrv	24,500	27,359	6,007.67	6,007.67	20,293.00	1,058.33	96.1%
01410002	40462	Train Exp	34,400	34,400	550.00	550.00	.00	33,850.00	1.6%
01410002	40760	MinMachEqu	0	8,825	.00	.00	8,825.00	.00	100.0%
01410002	40781	PubRelExp	14,000	14,000	.00	.00	.00	14,000.00	.0%
01410002	40784	HerHelpers	9,000	9,000	.00	.00	.00	9,000.00	.0%
01410002	40789	LifeSaver	2,000	2,000	.00	.00	.00	2,000.00	.0%
01410002	40790	NNOutExp	2,100	2,100	.00	.00	.00	2,100.00	.0%
01410002	40796	RecruitExp	33,900	33,900	.00	.00	.00	33,900.00	.0%
01410002	40797	WeapAmm	47,000	48,890	.00	.00	1,889.70	47,000.00	3.9%
01410002	40915	MedPhysica	4,000	4,000	.00	.00	.00	4,000.00	.0%
01410201	40112	Wages	3,781,173	3,781,173	120,853.15	120,853.15	.00	3,660,319.53	3.2%

**YTD BUDGET EXPENSES**  
**JANUARY 2024**

FOR 2024 01

ACCOUNTS 01	FOR: General	Fund	ORIGINAL APPROP	REVISED BUDGET	YTD EXPENDED	MTD EXPENDED	ENC/REQ	AVAILABLE BUDGET	PCT USED
01410201	40171	Vacatn Pay	0	0	10,439.90	10,439.90	.00	-10,439.90	100.0%
01410201	40172	HolidayPay	219,181	219,181	24,290.01	24,290.01	.00	194,890.62	11.1%
01410201	40174	TrainPay	0	0	7,538.90	7,538.90	.00	-7,538.90	100.0%
01410201	40176	PersonlPay	0	0	541.77	541.77	.00	-541.77	100.0%
01410201	40177	Sick Pay	0	0	1,083.55	1,083.55	.00	-1,083.55	100.0%
01410201	40179	Long Pay	36,100	36,100	2,900.00	2,900.00	.00	33,200.00	8.0%
01410201	40180	OT Pay	270,000	270,000	9,780.43	9,780.43	.00	260,219.57	3.6%
01410201	40181	Court OT	25,000	25,000	480.91	480.91	.00	24,519.09	1.9%
01410201	40184	AttendInc	61,500	61,500	49,375.00	49,375.00	.00	12,125.00	80.3%
01410201	40187	CompTimPay	0	0	19,631.48	19,631.48	.00	-19,631.48	100.0%
01410201	40461	ContEdReim	39,000	39,000	-1,251.58	-1,251.58	.00	40,251.58	-3.2%
01410701	40192	FICAmploy	331,356	331,356	32,216.77	32,216.77	.00	299,139.41	9.7%
01410701	40196	HealthIns	826,570	826,570	89,088.34	89,088.34	.00	737,481.66	10.8%
01410701	40197	Pension	1,241,903	1,241,903	.00	.00	.00	1,241,903.00	.0%
01410701	40198	Dental	27,700	27,700	1,960.27	1,960.27	.00	25,739.73	7.1%
01410701	40199	Life Ins	23,738	23,738	1,948.22	1,948.22	.00	21,790.23	8.2%
01410701	40901	Thrift Sav	64,000	64,000	31,980.00	31,980.00	.00	32,020.00	50.0%
01410701	40921	PostRetHea	24,000	24,000	.00	.00	.00	24,000.00	.0%
TOTAL Police			8,188,691	8,213,388	460,117.35	460,117.35	218,043.63	7,535,226.57	8.3%



**YTD BUDGET EXPENSES**  
**JANUARY 2024**

FOR 2024 01

ACCOUNTS FOR:	ORIGINAL	REVISED					AVAILABLE	PCT
01 General Fund	APPROP	BUDGET	YTD EXPENDED	MTD EXPENDED	ENC/REQ	BUDGET	USED	
<b>411 Fire</b>								
01411001 40112 SalWagFT	125,000	125,000	2,338.88	2,338.88	.00	122,661.12	1.9%	
01411001 40172 HolidayPay	0	0	184.65	184.65	.00	-184.65	100.0%	
01411001 40180 OT Pay	3,000	3,000	92.33	92.33	.00	2,907.67	3.1%	
01411001 40184 AttendInc	1,250	1,250	625.00	625.00	.00	625.00	50.0%	
01411001 40188 PTO	0	0	369.30	369.30	.00	-369.30	100.0%	
01411001 40192 FICAEmploy	9,792	9,792	336.15	336.15	.00	9,455.85	3.4%	
01411001 40196 HealthIns	34,595	34,595	1,429.52	1,429.52	.00	33,165.48	4.1%	
01411001 40198 Dental	1,100	1,100	40.54	40.54	.00	1,059.46	3.7%	
01411001 40199 Life Dis	672	672	23.79	23.79	.00	648.61	3.5%	
01411001 40901 Thrift Sav	0	0	198.42	198.42	.00	-198.42	100.0%	
<b>TOTAL Fire</b>	<b>175,409</b>	<b>175,409</b>	<b>5,638.58</b>	<b>5,638.58</b>	<b>.00</b>	<b>169,770.82</b>	<b>3.2%</b>	

**YTD BUDGET EXPENSES**  
**JANUARY 2024**

FOR 2024 01

ACCOUNTS FOR: 01	General Fund	ORIGINAL APPROP	REVISED BUDGET	YTD EXPENDED	MTD EXPENDED	ENC/REQ	AVAILABLE BUDGET	PCT USED
<b>412 Ambulance/Rescue</b>								
01412002	40792 Contribut	30,000	30,000	.00	.00	.00	30,000.00	.0%
	TOTAL Ambulance/Rescue	30,000	30,000	.00	.00	.00	30,000.00	.0%

**YTD BUDGET EXPENSES**  
**JANUARY 2024**

FOR 2024 01

ACCOUNTS FOR:	ORIGINAL	REVISED					AVAILABLE	PCT
01 General Fund	APPROP	BUDGET	YTD EXPENDED	MTD EXPENDED	ENC/REQ	BUDGET	USED	
<b>415 Emergency Management</b>								
01415001 40110 SalWagApp	5,000	5,000	.00	.00	.00	5,000.00	.0%	
01415001 40117 SalWagSeas	1,000	1,000	.00	.00	.00	1,000.00	.0%	
01415002 40238 UnifCloth	1,000	1,000	.00	.00	.00	1,000.00	.0%	
01415002 40240 GenGovMat	3,500	3,500	.00	.00	.00	3,500.00	.0%	
01415002 40260 SmToMiPurc	2,000	2,000	.00	.00	.00	2,000.00	.0%	
01415002 40328 RadEqInsta	5,550	5,550	.00	.00	.00	5,550.00	.0%	
01415002 40331 Travel	600	600	.00	.00	.00	600.00	.0%	
01415002 40420 DueSubMem	700	700	104.00	104.00	.00	596.00	14.9%	
01415002 40460 ContEduc	5,000	5,000	.00	.00	.00	5,000.00	.0%	
01415002 40570 CommEvent	3,000	3,000	.00	.00	.00	3,000.00	.0%	
01415002 40750 Computers	2,000	2,000	.00	.00	.00	2,000.00	.0%	
<b>TOTAL Emergency Management</b>	<b>29,350</b>	<b>29,350</b>	<b>104.00</b>	<b>104.00</b>	<b>.00</b>	<b>29,246.00</b>	<b>.4%</b>	

# SOUTH WHITEHALL TOWNSHIP, PA



## YTD BUDGET EXPENSES JANUARY 2024

FOR 2024 01

ACCOUNTS	FOR:		ORIGINAL	REVISED	YTD EXPENDED	MTD EXPENDED	ENC/REQ	AVAILABLE	PCT
01	General	Fund	APPROP	BUDGET				BUDGET	USED
<b>430 Public Works - General Service</b>									
01430001	40112	Wages	140,084	140,084	7,073.77	7,073.77	.00	133,009.77	5.0%
01430001	40117	SalWagSeas	55,000	55,000	.00	.00	.00	55,000.00	.0%
01430001	40172	HolidayPay	0	0	529.11	529.11	.00	-529.11	100.0%
01430001	40177	Sick Pay	0	0	118.75	118.75	.00	-118.75	100.0%
01430001	40180	OT Pay	1,500	1,500	.00	.00	.00	1,500.00	.0%
01430001	40184	AttendInc	2,500	2,500	1,250.00	1,250.00	.00	1,250.00	50.0%
01430001	40188	PTO	0	0	222.65	222.65	.00	-222.65	100.0%
01430001	40192	FICAEmploy	15,035	15,035	916.33	916.33	.00	14,118.87	6.1%
01430001	40196	HealthIns	57,456	57,456	4,657.18	4,657.18	.00	52,798.82	8.1%
01430001	40198	Dental	1,760	1,760	135.70	135.70	.00	1,624.30	7.7%
01430001	40199	Life Dis	899	899	.00	.00	.00	899.23	.0%
01430001	40901	Thrift Sav	2,000	2,000	160.00	160.00	.00	1,840.00	8.0%
01430001	40914	LicenReim	400	400	.00	.00	.00	400.00	.0%
01430002	40229	MealFood	500	500	.00	.00	.00	500.00	.0%
01430002	40230	Fuels	119,355	119,355	-3,262.19	-3,262.19	115,000.00	7,617.19	93.6%
01430002	40238	UnifCloth	6,000	6,000	192.93	192.93	.00	5,807.07	3.2%
01430002	40240	GenGovMat	250,000	270,711	15,428.40	15,428.40	89,703.93	165,579.16	38.8%
01430002	40251	Parts	145,000	145,000	9,796.78	9,796.78	.00	135,203.22	6.8%
01430002	40260	SmToMiPurc	4,000	4,000	.00	.00	.00	4,000.00	.0%
01430002	40313	EngSrv	20,000	20,000	.00	.00	.00	20,000.00	.0%
01430002	40321	TeleChrg	5,400	5,596	545.04	545.04	5,008.93	42.00	99.2%
01430002	40329	PaOneCall	4,000	4,339	338.93	338.93	4,000.00	.00	100.0%
01430002	40331	Travel	1,000	1,000	.00	.00	.00	1,000.00	.0%
01430002	40341	Advprin	500	500	.00	.00	.00	500.00	.0%
01430002	40361	Utilities	90,000	112,708	16,234.17	16,234.17	85,474.31	11,000.00	90.2%
01430002	40370	MainSerRep	10,300	10,300	.00	.00	.00	10,300.00	.0%
01430002	40377	TWPBU	2,000	2,000	.00	.00	.00	2,000.00	.0%
01430002	40384	RentMachEq	12,000	12,000	.00	.00	.00	12,000.00	.0%
01430002	40420	DueSubMem	300	300	.00	.00	.00	300.00	.0%
01430002	40440	LaunUncI Sr	10,000	11,271	727.26	727.26	7,043.39	3,500.00	68.9%
01430002	40450	ContrSrv	196,220	205,471	5,132.84	5,132.84	103,876.75	96,461.02	53.1%
01430002	40460	ContEduc	1,000	1,000	.00	.00	.00	1,000.00	.0%
01430002	40573	GenGovtExp	1,000	1,000	.00	.00	.00	1,000.00	.0%
01430002	40793	Tires	25,000	29,613	.00	.00	29,613.38	.00	100.0%
01430002	40798	TrafMaint	43,000	43,000	3,226.67	3,226.67	25,000.00	14,773.33	65.6%
01430002	40914	LicenReim	1,000	1,000	.00	.00	.00	1,000.00	.0%
01430002	40915	MedPhysica	5,000	5,000	.00	.00	.00	5,000.00	.0%
01430002	40945	StWaterMan	75,000	90,298	.00	.00	35,298.40	55,000.00	39.1%
01430002	40960	EleWatReim	-8,125	-8,125	.00	.00	.00	-8,125.00	.0%
01430002	40961	EleSewReim	-8,125	-8,125	.00	.00	.00	-8,125.00	.0%

**YTD BUDGET EXPENSES**  
**JANUARY 2024**

FOR 2024 01

ACCOUNTS 01	FOR: General	Fund	ORIGINAL APPROP	REVISED BUDGET	YTD EXPENDED	MTD EXPENDED	ENC/REQ	AVAILABLE BUDGET	PCT USED
01430101	40112	wages	1,520,480	1,520,480	71,659.06	71,659.06	.00	1,448,820.63	4.7%
01430101	40113	SpAlloc	-81,632	-81,632	.00	.00	.00	-81,632.23	.0%
01430101	40172	HolidayPay	0	0	5,484.63	5,484.63	.00	-5,484.63	100.0%
01430101	40173	StandBy	14,000	14,000	784.00	784.00	.00	13,216.00	5.6%
01430101	40177	Sick Pay	0	0	3,273.39	3,273.39	.00	-3,273.39	100.0%
01430101	40180	OT Pay	100,000	100,000	20,379.90	20,379.90	.00	79,620.10	20.4%
01430101	40184	AttendInc	30,500	30,500	9,240.00	9,240.00	.00	21,260.00	30.3%
01430101	40188	PTO	0	0	1,917.95	1,917.95	.00	-1,917.95	100.0%
01430101	40192	FICAEmploy	125,038	125,038	11,198.13	11,198.13	.00	113,839.57	9.0%
01430101	40196	HealthIns	480,112	480,112	35,793.57	35,793.57	.00	444,317.93	7.5%
01430101	40197	Pension	681,576	681,576	.00	.00	.00	681,576.00	.0%
01430101	40198	Dental	14,720	14,720	885.13	885.13	.00	13,834.87	6.0%
01430101	40199	Life Ins	9,868	9,868	841.68	841.68	.00	9,026.50	8.5%
01430101	40901	Thrift Sav	28,800	28,800	5,616.00	5,616.00	.00	23,184.00	19.5%
TOTAL Public Works - General Serv			4,211,420	4,285,808	230,497.76	230,497.76	500,019.09	3,555,290.87	17.0%

**YTD BUDGET EXPENSES**  
**JANUARY 2024**

FOR 2024 01

ACCOUNTS FOR:	ORIGINAL	REVISED	YTD EXPENDED		MTD EXPENDED		ENC/REQ	AVAILABLE	PCT
01 General Fund	APPROP	BUDGET					BUDGET	USED	
<b>451 Recreation Administration</b>									
01451001 40112 SalWagFT	66,625	66,625	3,363.28	3,363.28			.00	63,261.72	5.0%
01451001 40117 SalWagSeas	113,090	113,090	168.75	168.75			.00	112,921.25	.1%
01451001 40172 HolidayPay	0	0	256.25	256.25			.00	-256.25	100.0%
01451001 40180 OT Pay	15,000	15,000	.00	.00			.00	15,000.00	.0%
01451001 40184 AttendInc	1,250	1,250	1,250.00	1,250.00			.00	.00	100.0%
01451001 40188 PTO	0	0	224.22	224.22			.00	-224.22	100.0%
01451001 40192 FICAEmploy	14,896	14,896	480.34	480.34			.00	14,415.36	3.2%
01451001 40196 HealthIns	34,595	34,595	2,881.88	2,881.88			.00	31,713.12	8.3%
01451001 40198 Dental	1,100	1,100	84.81	84.81			.00	1,015.19	7.7%
01451001 40199 Life Dis	430	430	33.12	33.12			.00	396.58	7.7%
01451002 40238 UnifCloth	4,000	4,000	.00	.00			.00	4,000.00	.0%
01451002 40240 GenGovMat	2,000	2,000	.00	.00			.00	2,000.00	.0%
01451002 40247 CultRecSup	10,000	10,000	.00	.00			.00	10,000.00	.0%
01451002 40248 MemTreePch	1,500	1,500	.00	.00			.00	1,500.00	.0%
01451002 40260 SmToMiPurc	1,000	1,000	.00	.00			.00	1,000.00	.0%
01451002 40321 TeleChrg	1,300	1,412	264.26	264.26		1,104.23	.00	43.97	96.9%
01451002 40384 VMEqRent	3,000	3,000	.00	.00			.00	3,000.00	.0%
01451002 40420 DueSubMem	1,000	1,000	.00	.00			.00	1,000.00	.0%
01451002 40450 ContrSrv	45,700	45,700	51.00	51.00		8,500.00	.00	37,149.00	18.7%
01451002 40460 ContEduc	3,000	3,000	100.00	100.00			.00	2,900.00	3.3%
01451002 40570 CommEvent	30,000	30,000	.00	.00			.00	30,000.00	.0%
01451002 40795 FacUseFee	5,000	5,000	.00	.00			.00	5,000.00	.0%
01451002 40796 RecruitExp	3,000	3,000	.00	.00			.00	3,000.00	.0%
<b>TOTAL Recreation Administration</b>	<b>357,485</b>	<b>357,598</b>	<b>9,157.91</b>	<b>9,157.91</b>		<b>9,604.23</b>		<b>338,835.72</b>	<b>5.2%</b>

**YTD BUDGET EXPENSES**  
**JANUARY 2024**

FOR 2024 01

ACCOUNTS FOR:	ORIGINAL	REVISED					AVAILABLE	PCT
01 General Fund	APPROP	BUDGET	YTD EXPENDED	MTD EXPENDED	ENC/REQ	BUDGET	USED	
<b>460 Community Development</b>								
01414001 40110 SalWagApp	4,000	4,000	.00	.00	.00	4,000.00	.0%	
01460001 40112 Wages	670,828	670,828	29,330.12	29,330.12	.00	641,498.35	4.4%	
01460001 40115 SalWagPT	0	0	1,681.00	1,681.00	.00	-1,681.00	100.0%	
01460001 40172 HolidayPay	0	0	2,576.10	2,576.10	.00	-2,576.10	100.0%	
01460001 40177 Sick Pay	0	0	723.79	723.79	.00	-723.79	100.0%	
01460001 40180 OT Pay	14,500	14,500	270.60	270.60	.00	14,229.40	1.9%	
01460001 40184 AttendInc	10,775	10,775	5,450.00	5,450.00	.00	5,325.00	50.6%	
01460001 40188 PTO	0	0	2,225.68	2,225.68	.00	-2,225.68	100.0%	
01460001 40192 FICAEmploy	50,898	50,898	4,257.82	4,257.82	.00	46,639.81	8.4%	
01460001 40196 HealthIns	201,499	201,499	14,992.04	14,992.04	.00	186,506.76	7.4%	
01460001 40198 Dental	8,426	8,426	524.29	524.29	.00	7,901.71	6.2%	
01460001 40199 Life Dis	4,146	4,146	288.70	288.70	.00	3,857.53	7.0%	
01460001 40901 Thrift Sav	13,320	13,320	5,314.06	5,314.06	.00	8,005.94	39.9%	
01460002 40239 SafetySup	200	200	.00	.00	.00	200.00	.0%	
01460002 40312 ConsultSrv	240,000	377,760	10,415.00	10,415.00	127,344.63	240,000.00	36.5%	
01460002 40321 TeleChrg	2,850	3,228	319.04	319.04	519.04	2,390.00	26.0%	
01460002 40331 Travel	2,500	2,500	.00	.00	.00	2,500.00	.0%	
01460002 40400 CourtCosts	1,200	1,200	.00	.00	.00	1,200.00	.0%	
01460002 40420 DueSubMem	3,000	3,000	920.07	920.07	.00	2,079.93	30.7%	
01460002 40450 ContrSrv	10,000	10,000	.00	.00	.00	10,000.00	.0%	
01460002 40460 ContEduc	5,000	5,000	.00	.00	.00	5,000.00	.0%	
01460002 40573 GenGovtExp	200	200	.00	.00	.00	200.00	.0%	
01460002 40952 Codificat	12,500	12,500	1,095.42	1,095.42	.00	11,404.58	8.8%	
TOTAL Community Development	1,255,842	1,393,980	80,383.73	80,383.73	127,863.67	1,185,732.44	14.9%	
TOTAL General Fund	19,788,338	20,198,187	1,032,500.97	1,032,500.97	1,604,709.95	17,560,975.91	13.1%	
TOTAL EXPENSES	19,788,338	20,198,187	1,032,500.97	1,032,500.97	1,604,709.95	17,560,975.91		

# Fire Fund



# SOUTH WHITEHALL TOWNSHIP, PA



## BALANCE SHEET FOR 2024 1

FUND: 03 Fire Fund			NET CHANGE FOR PERIOD	ACCOUNT BALANCE
<b>ASSETS</b>				
03	10000	Checking	-90,198.98	542,432.76
03	10120	Money Market (Neffs)	-50,000.00	-12,442.74
03	10130	MONEY MARKET (UNIVEST)	1,000,430.33	1,000,430.33
03	10700	Fire Apparatus Fund 7859	-992,335.41	62,482.65
03	12450	Revenue Accrual	-55,070.92	-55.72
03	14201	Delinquent Taxes Receivable	.00	23,154.58
03	14530	Accounts Receivable - Other	10,831.22	14,897.52
03	15500	Prepaid	83,194.83	92,499.51
TOTAL ASSETS			-93,148.93	1,723,398.89
<b>LIABILITIES</b>				
03	20020	Accounts Payable	-558.58	-558.58
03	20025	Accounts Payable Accrual	50,687.09	-15,712.85
03	28000	Def Inflow - Unavail Tax Rev	.00	-22,334.54
03	29000	Interfund Transfer	645.50	-3,262.23
03	29800	Deferred Rev.	-10,800.00	-11,800.00
TOTAL LIABILITIES			39,974.01	-53,668.20
<b>FUND BALANCE</b>				
03	18300	Estimated Revenue Control	1,372,000.00	1,372,000.00
03	18500	Revenue Control	10,191.01	10,191.01
03	27999	Fund Balance	.00	-1,722,905.61
03	29100	Encumbrance Control	.00	1,985,000.00
03	29200	Appropriation Control	-2,863,000.00	-2,863,000.00
03	29400	Expenditure Control	42,983.91	42,983.91
03	29600	Budgetary Fund Balance Control	1,491,000.00	1,491,000.00
03	29700	Fund Bal Res for Encumbrance	.00	-1,985,000.00
TOTAL FUND BALANCE			53,174.92	-1,669,730.69
TOTAL LIABILITIES + FUND BALANCE			93,148.93	-1,723,398.89

**YTD BUDGET REVENUES**  
**JANUARY 2024**

FOR 2024 01

ACCOUNTS FOR:	ORIGINAL ESTIM REV	REVISED EST REV	ACTUAL YTD REVENUE	ACTUAL MTD REVENUE	REMAINING REVENUE	PCT COLL
03 Fire Fund						
<b>411 Fire</b>						
03000009 30161 Fr Tx Ex	-7,500	-7,500	.00	.00	-7,500.00	.0%
03000009 31221 PenFireTxR	-3,000	-3,000	.00	.00	-3,000.00	.0%
03000009 34101 IntErnd	0	0	-451.65	-451.65	451.65	100.0%
03000009 36212 FaAlarRev	-10,000	-10,000	10,800.00	10,800.00	-20,800.00	-108.0%
03000009 36221 FirTaxRev	-1,150,000	-1,150,000	.00	.00	-1,150,000.00	.0%
03000009 36222 DELFIRETAX	-15,000	-15,000	-157.34	-157.34	-14,842.66	1.0%
03000009 36263 SplRespFee	-7,500	-7,500	.00	.00	-7,500.00	.0%
03000009 37221 DisFireTxO	21,000	21,000	.00	.00	21,000.00	.0%
03000009 39000 IntFundTra	-200,000	-200,000	.00	.00	-200,000.00	.0%
TOTAL Fire	-1,372,000	-1,372,000	10,191.01	10,191.01	-1,382,191.01	-.7%
TOTAL Fire Fund	-1,372,000	-1,372,000	10,191.01	10,191.01	-1,382,191.01	-.7%
TOTAL REVENUES	-1,372,000	-1,372,000	10,191.01	10,191.01	-1,382,191.01	

**YTD BUDGET EXPENSES**  
**JANUARY 2024**

FOR 2024 01

ACCOUNTS	FOR:		ORIGINAL	REVISED	YTD EXPENDED	MTD EXPENDED	ENC/REQ	AVAILABLE	PCT
03	Fire Fund		APPROP	BUDGET				BUDGET	USED
<b>411 Fire</b>									
03411001	40195	WorkComIns	90,000	90,000	7,600.50	7,600.50	.00	82,399.50	8.4%
03411002	40230	Fuels	55,000	55,000	3,453.95	3,453.95	.00	51,546.05	6.3%
03411002	40238	UnifCloth	1,000	1,000	.00	.00	.00	1,000.00	.0%
03411002	40241	GenGovSup	1,500	1,500	.00	.00	.00	1,500.00	.0%
03411002	40242	PubSafSup	3,000	3,000	301.64	301.64	.00	2,698.36	10.1%
03411002	40316	TestFees	2,900	2,900	.00	.00	.00	2,900.00	.0%
03411002	40321	TeleChrg	24,000	24,000	1,641.97	1,641.97	.00	22,358.03	6.8%
03411002	40326	EquVehLea	4,800	4,800	162.50	162.50	.00	4,637.50	3.4%
03411002	40378	INSOPEX	25,000	25,000	1,833.79	1,833.79	.00	23,166.21	7.3%
03411002	40420	DueSubMem	2,050	2,050	154.38	154.38	.00	1,895.62	7.5%
03411002	40460	ContEduc	3,000	3,000	.00	.00	.00	3,000.00	.0%
03411002	40791	FirePreExp	4,000	4,000	.00	.00	.00	4,000.00	.0%
03411002	40792	Contribut	25,000	25,000	.00	.00	.00	25,000.00	.0%
03411002	40799	FC Ret PRG	5,000	5,000	.00	.00	.00	5,000.00	.0%
03411002	40800	Contingenc	25,000	25,000	.00	.00	.00	25,000.00	.0%
03411003	40290	FireAppCap	0	1,985,000	.00	.00	1,985,000.00	.00	100.0%
03411102	40238	UnifCloth	5,000	5,000	600.00	600.00	.00	4,400.00	12.0%
03411102	40240	GenGovMat	1,000	1,000	.00	.00	.00	1,000.00	.0%
03411102	40241	GenGovSup	3,000	3,000	311.04	311.04	.00	2,688.96	10.4%
03411102	40245	VEHMaint	60,000	60,000	695.93	695.93	.00	59,304.07	1.2%
03411102	40260	SmToMiPurc	500	500	.00	.00	.00	500.00	.0%
03411102	40311	AccAudSrv	5,600	5,600	449.00	449.00	.00	5,151.00	8.0%
03411102	40316	TestFees	5,000	5,000	.00	.00	.00	5,000.00	.0%
03411102	40334	FrExpChg	500	500	68.00	68.00	.00	432.00	13.6%
03411102	40361	Electric	7,000	7,000	525.26	525.26	.00	6,474.74	7.5%
03411102	40370	MainSerRep	5,000	5,000	3,401.86	3,401.86	.00	1,598.14	68.0%
03411102	40401	Gas	6,000	6,000	.00	.00	.00	6,000.00	.0%
03411102	40420	DueSubMem	5,000	5,000	92.39	92.39	.00	4,907.61	1.8%
03411102	40450	ContrSrv	20,000	20,000	661.30	661.30	.00	19,338.70	3.3%
03411102	40452	ContITNeSr	5,000	5,000	2,111.88	2,111.88	.00	2,888.12	42.2%
03411102	40460	ContEduc	7,500	7,500	380.00	380.00	.00	7,120.00	5.1%
03411102	40799	FC Ret PRG	35,000	35,000	.00	.00	.00	35,000.00	.0%
03411103	40800	Contingenc	4,857	4,857	.00	.00	.00	4,857.00	.0%
03411202	40238	UnifCloth	6,000	6,000	757.51	757.51	.00	5,242.49	12.6%
03411202	40240	GenGovMat	1,000	1,000	181.10	181.10	.00	818.90	18.1%
03411202	40241	GenGovSup	9,000	9,000	786.01	786.01	.00	8,213.99	8.7%
03411202	40245	VEHMaint	60,000	60,000	4,592.01	4,592.01	.00	55,407.99	7.7%
03411202	40260	SmToMiPurc	2,000	2,000	.00	.00	.00	2,000.00	.0%
03411202	40311	AccAudSrv	7,500	7,500	527.00	527.00	.00	6,973.00	7.0%
03411202	40316	TestFees	5,000	5,000	.00	.00	.00	5,000.00	.0%

**YTD BUDGET EXPENSES**  
**JANUARY 2024**

FOR 2024 01

ACCOUNTS	FOR:		ORIGINAL	REVISED	YTD EXPENDED	MTD EXPENDED	ENC/REQ	AVAILABLE	PCT
03	Fire Fund		APPROP	BUDGET				BUDGET	USED
03411202	40334	FrExpChg	500	500	85.69	85.69	.00	414.31	17.1%
03411202	40361	Electric	8,000	8,000	441.74	441.74	.00	7,558.26	5.5%
03411202	40370	MainSerRep	2,500	2,500	445.33	445.33	.00	2,054.67	17.8%
03411202	40402	oil	8,000	8,000	965.38	965.38	.00	7,034.62	12.1%
03411202	40420	DueSubMem	1,000	1,000	.00	.00	.00	1,000.00	.0%
03411202	40450	ContrSrv	18,000	18,000	5,362.11	5,362.11	.00	12,637.89	29.8%
03411202	40452	ContITNeSr	2,930	2,930	.00	.00	.00	2,930.00	.0%
03411202	40460	ContEduc	10,000	10,000	.00	.00	.00	10,000.00	.0%
03411202	40785	FirePolice	1,000	1,000	439.96	439.96	.00	560.04	44.0%
03411202	40791	FirePreExp	1,000	1,000	181.31	181.31	.00	818.69	18.1%
03411202	40799	FC Ret PRG	75,000	75,000	.00	.00	.00	75,000.00	.0%
03411302	40238	UnifCloth	4,000	4,000	.00	.00	.00	4,000.00	.0%
03411302	40240	GenGovMat	4,000	4,000	.00	.00	.00	4,000.00	.0%
03411302	40241	GenGovSup	3,500	3,500	50.85	50.85	.00	3,449.15	1.5%
03411302	40245	VEHMaint	40,000	40,000	1,613.75	1,613.75	.00	38,386.25	4.0%
03411302	40260	SmToMiPurc	1,400	1,400	.00	.00	.00	1,400.00	.0%
03411302	40311	AccAudSrv	5,000	5,000	517.50	517.50	.00	4,482.50	10.4%
03411302	40316	TestFees	2,500	2,500	.00	.00	.00	2,500.00	.0%
03411302	40334	FrExpChg	1,500	1,500	.00	.00	.00	1,500.00	.0%
03411302	40361	Electric	6,600	6,600	566.35	566.35	.00	6,033.65	8.6%
03411302	40370	MainSerRep	2,000	2,000	.00	.00	.00	2,000.00	.0%
03411302	40384	VMEqRent	600	600	.00	.00	.00	600.00	.0%
03411302	40402	oil	5,000	5,000	659.41	659.41	.00	4,340.59	13.2%
03411302	40420	DueSubMem	1,000	1,000	.00	.00	.00	1,000.00	.0%
03411302	40450	ContrSrv	12,000	12,000	365.51	365.51	.00	11,634.49	3.0%
03411302	40452	ContITNeSr	10,000	10,000	.00	.00	.00	10,000.00	.0%
03411302	40460	ContEduc	3,263	3,263	.00	.00	.00	3,263.00	.0%
03411302	40785	FirePolice	4,000	4,000	.00	.00	.00	4,000.00	.0%
03411302	40791	FirePreExp	4,000	4,000	.00	.00	.00	4,000.00	.0%
03411302	40799	FC Ret PRG	100,000	100,000	.00	.00	.00	100,000.00	.0%
03411302	40915	MedPhysica	2,000	2,000	.00	.00	.00	2,000.00	.0%
TOTAL Fire			878,000	2,863,000	42,983.91	42,983.91	1,985,000.00	835,016.09	70.8%
TOTAL Fire Fund			878,000	2,863,000	42,983.91	42,983.91	1,985,000.00	835,016.09	70.8%
TOTAL EXPENSES			878,000	2,863,000	42,983.91	42,983.91	1,985,000.00	835,016.09	

# Open Space Fund

**BALANCE SHEET FOR 2024 1**

FUND: 04 Open Space			NET CHANGE FOR PERIOD	ACCOUNT BALANCE
<b>ASSETS</b>				
04	10123	E/w Open Space Checking	16,805.45	80,965.98
04	10124	East Open Space Checking	-2,395.07	41,460.00
04	10125	West Open Space Checking	-3,597.08	266,791.19
04	12450	Revenue Accrual	-3,520.70	.00
<b>TOTAL ASSETS</b>			<b>7,292.60</b>	<b>389,217.17</b>
<b>FUND BALANCE</b>				
04	18300	Estimated Revenue Control	102,467.00	102,467.00
04	18500	Revenue Control	-13,284.75	-13,284.75
04	27999	Fund Balance	.00	-381,924.57
04	29100	Encumbrance Control	-5,992.15	33,855.27
04	29200	Appropriation Control	-253,881.42	-253,881.42
04	29400	Expenditure Control	5,992.15	5,992.15
04	29600	Budgetary Fund Balance Control	151,414.42	151,414.42
04	29700	Fund Bal Res for Encumbrance	5,992.15	-33,855.27
<b>TOTAL FUND BALANCE</b>			<b>-7,292.60</b>	<b>-389,217.17</b>
<b>TOTAL LIABILITIES + FUND BALANCE</b>			<b>-7,292.60</b>	<b>-389,217.17</b>

**YTD BUDGET REVENUES**  
**JANUARY 2024**

FOR 2024 01

ACCOUNTS FOR:	ORIGINAL ESTIM REV	REVISED EST REV	ACTUAL YTD REVENUE	ACTUAL MTD REVENUE	REMAINING REVENUE	PCT COLL
04 Open Space						
<b>000 Undefined</b>						
04000009 37871 E/w Rev	-66,785	-66,785	-13,284.75	-13,284.75	-53,500.25	19.9%
04000109 37871 East Rev	-7,479	-7,479	.00	.00	-7,479.25	.0%
04000209 37871 West Rev	-28,203	-28,203	.00	.00	-28,202.75	.0%
TOTAL Undefined	-102,467	-102,467	-13,284.75	-13,284.75	-89,182.25	13.0%
TOTAL Open Space	-102,467	-102,467	-13,284.75	-13,284.75	-89,182.25	13.0%
TOTAL REVENUES	-102,467	-102,467	-13,284.75	-13,284.75	-89,182.25	

**YTD BUDGET EXPENSES**  
**JANUARY 2024**

FOR 2024 01

ACCOUNTS FOR: 04 Open Space	ORIGINAL APPROP	REVISED BUDGET	YTD EXPENDED	MTD EXPENDED	ENC/REQ	AVAILABLE BUDGET	PCT USED
<b>000 Undefined</b>							
04000202 49000 IntFundTra	214,034	214,034	.00	.00	.00	214,034.00	.0%
TOTAL Undefined	214,034	214,034	.00	.00	.00	214,034.00	.0%



**YTD BUDGET EXPENSES**  
**JANUARY 2024**

FOR 2024 01

ACCOUNTS FOR:	ORIGINAL APPROP	REVISED BUDGET	YTD EXPENDED	MTD EXPENDED	ENC/REQ	AVAILABLE BUDGET	PCT USED
04 Open Space							
<b>451 Recreation Administration</b>							
04451003 40981 CBPlay	0	13,000	.00	.00	13,000.00	.00	100.0%
04451003 40984 VISTASPARK	0	26,847	5,992.15	5,992.15	20,855.27	.00	100.0%
TOTAL Recreation Administration	0	39,847	5,992.15	5,992.15	33,855.27	.00	100.0%
TOTAL Open Space	214,034	253,881	5,992.15	5,992.15	33,855.27	214,034.00	15.7%
TOTAL EXPENSES	214,034	253,881	5,992.15	5,992.15	33,855.27	214,034.00	

# American Rescue Plan Act Fund

**BALANCE SHEET FOR 2024 1**

FUND: 05 American Rescue Plan Act			NET CHANGE FOR PERIOD	ACCOUNT BALANCE
<b>ASSETS</b>				
05	10000	ARPA Checking	-984,596.96	689,009.31
05	10130	MONEY MARKET (UNIVEST)	1,000,430.33	1,000,430.33
05	12450	Revenue Accrual	-15,403.04	.00
TOTAL ASSETS			430.33	1,689,439.64
<b>LIABILITIES</b>				
05	29000	Interfund Transfer	.00	-300,000.00
05	29800	Deferred Rev.	.00	-1,669,997.96
TOTAL LIABILITIES			.00	-1,969,997.96
<b>FUND BALANCE</b>				
05	18500	Revenue Control	-430.33	-430.33
05	27999	Fund Balance	.00	280,988.65
05	29200	Appropriation Control	-673,606.27	-673,606.27
05	29600	Budgetary Fund Balance Control	673,606.27	673,606.27
TOTAL FUND BALANCE			-430.33	280,558.32
TOTAL LIABILITIES + FUND BALANCE			-430.33	-1,689,439.64

**YTD BUDGET REVENUES**  
**JANUARY 2024**

FOR 2024 01

ACCOUNTS FOR:	ORIGINAL ESTIM REV	REVISED EST REV	ACTUAL YTD REVENUE	ACTUAL MTD REVENUE	REMAINING REVENUE	PCT COLL
05 American Rescue Plan Act						
<b>000 Undefined</b>						
05000009 34101 IntChecRev	0	0	-430.33	-430.33	430.33	100.0%
TOTAL Undefined	0	0	-430.33	-430.33	430.33	100.0%
TOTAL American Rescue Plan Act	0	0	-430.33	-430.33	430.33	100.0%
TOTAL REVENUES	0	0	-430.33	-430.33	430.33	

**YTD BUDGET EXPENSES**  
**JANUARY 2024**

FOR 2024 01

ACCOUNTS FOR:	ORIGINAL APPROP	REVISED BUDGET	YTD EXPENDED	MTD EXPENDED	ENC/REQ	AVAILABLE BUDGET	PCT USED
05 American Rescue Plan Act							
<b>000 Undefined</b>							
05 49000 IntFundTra	673,606	673,606	.00	.00	.00	673,606.27	.0%
TOTAL Undefined	673,606	673,606	.00	.00	.00	673,606.27	.0%
TOTAL American Rescue Plan Act	673,606	673,606	.00	.00	.00	673,606.27	.0%
TOTAL EXPENSES	673,606	673,606	.00	.00	.00	673,606.27	

# Water Fund

# SOUTH WHITEHALL TOWNSHIP, PA



## BALANCE SHEET FOR 2024 1

FUND: 06 Water			NET CHANGE FOR PERIOD	ACCOUNT BALANCE
<b>ASSETS</b>				
06	10000	Water Fund Checking	-118,629.72	2,372,271.53
06	10130	MONEY MARKET (UNIVEST)	21,904.63	4,724,011.77
06	12450	Revenue Accrual	-30,576.09	.00
06	14530	Accounts Receivable	-17,878.00	70,431.46
06	14533	Allowance for Bad Debts	.00	-272,035.58
06	14541	Usage Fees - Metered	-49,347.08	677,720.42
06	14542	Penalties - Usage Fees	-30.06	2,121.15
06	15500	Prepaid	57,200.00	57,200.00
06	16100	Land -Fixed Asset	.00	278,587.93
06	16200	Buildings - Fixed Asset	.00	760,377.36
06	16250	Accumulated Depreciation Build	.00	-307,105.61
06	16400	Machinery and Equipment - FA	.00	1,245,767.48
06	16450	Accumulated Depreciation Machi	.00	-569,537.65
06	16600	Infrastructure -FA	.00	19,623,431.59
06	16650	Accumulated Depreciation Infra	.00	-12,476,100.23
06	16700	CIP	.00	329,134.84
06	19001	Due From Primary Government	.00	328,444.00
<b>TOTAL ASSETS</b>			<b>-137,356.32</b>	<b>16,844,720.46</b>
<b>LIABILITIES</b>				
06	20020	Accounts Payable	-11,286.48	-11,286.48
06	20025	Accounts Payable Accrual	189,724.79	-669,514.41
06	24100	Notes Payable	.00	61,544.20
06	24600	Accrued Compensation Payable	9,523.51	.00
06	27976	Fund Balance Adjustment	.00	135,569.17
06	27977	Prior Period Adjustment	.00	-80,600.44
06	28000	UB Clearing	.00	-.50
06	29001	Due to Township	.00	-434,783.64
<b>TOTAL LIABILITIES</b>			<b>187,961.82</b>	<b>-999,072.10</b>
<b>FUND BALANCE</b>				
06	18300	Estimated Revenue Control	4,870,500.00	4,870,500.00
06	18500	Revenue Control	-313,411.39	-313,411.39
06	27300	Fund Balance - Res 4 Enc	.00	713.00
06	27998	Fund Balance Adjustment	.00	-2,085,665.52
06	27999	Fund Balance	.00	-8,367,936.46
06	28100	Contributed Capital	.00	-6,304,839.88
06	28101	Accumulated Amortization	.00	962,686.00
06	29100	Encumbrance Control	1,671,666.48	2,540,991.63
06	29200	Appropriation Control	-5,230,799.33	-5,230,799.33
06	29400	Expenditure Control	262,805.89	262,805.89
06	29600	Budgetary Fund Balance Control	360,299.33	360,299.33
06	29700	Fund Bal Reser for Encumbrance	-1,671,666.48	-2,540,991.63
<b>TOTAL FUND BALANCE</b>			<b>-50,605.50</b>	<b>-15,845,648.36</b>
<b>TOTAL LIABILITIES + FUND BALANCE</b>			<b>137,356.32</b>	<b>-16,844,720.46</b>

**YTD BUDGET REVENUES**  
**JANUARY 2024**

FOR 2024 01

ACCOUNTS FOR:	ORIGINAL ESTIM REV	REVISED EST REV	ACTUAL YTD REVENUE	ACTUAL MTD REVENUE	REMAINING REVENUE	PCT COLL
06 Water						
<b>000 Undefined</b>						
06000009 34101 IntChecRev	0	0	-21,904.63	-21,904.63	21,904.63	100.0%
06000009 35000 IntGovtRev	-90,000	-90,000	.00	.00	-90,000.00	.0%
06000009 36252 wonPrev	-1,000	-1,000	-225.00	-225.00	-775.00	22.5%
06000009 36255 MiscellRev	-4,000	-4,000	-500.00	-500.00	-3,500.00	12.5%
06000009 36258 CertFee	-5,000	-5,000	-400.00	-400.00	-4,600.00	8.0%
06000009 36411 ConnTapRev	-208,000	-208,000	-2,827.50	-2,827.50	-205,172.50	1.4%
06000009 36412 UseCharRev	-1,000	-1,000	-200.00	-200.00	-800.00	20.0%
06000009 36413 PALFees	-4,500	-4,500	-2,000.48	-2,000.48	-2,499.52	44.5%
06000009 36414 GrantAlloc	-21,000	-21,000	-787.60	-787.60	-20,212.40	3.8%
06000009 37390 PortFeeOfR	0	0	-61.32	-61.32	61.32	100.0%
06000009 37811 Metsalrev	-4,536,000	-4,536,000	-284,504.86	-284,504.86	-4,251,495.14	6.3%
TOTAL Undefined	-4,870,500	-4,870,500	-313,411.39	-313,411.39	-4,557,088.61	6.4%
TOTAL Water	-4,870,500	-4,870,500	-313,411.39	-313,411.39	-4,557,088.61	6.4%
TOTAL REVENUES	-4,870,500	-4,870,500	-313,411.39	-313,411.39	-4,557,088.61	



# SOUTH WHITEHALL TOWNSHIP, PA



## YTD BUDGET EXPENSES JANUARY 2024

FOR 2024 01

ACCOUNTS	FOR:	ORIGINAL	REVISED	YTD	MTD	ENC/REQ	AVAILABLE	PCT	
06	Water	APPROP	BUDGET	EXPENDED	EXPENDED		BUDGET	USED	
<b>431 Public Works - Authority</b>									
06431001	40112	Wages	522,351	522,351	25,618.41	25,618.41	.00	496,732.91	4.9%
06431001	40172	HolidayPay	0	0	1,907.45	1,907.45	.00	-1,907.45	100.0%
06431001	40173	StandBy	7,000	7,000	343.00	343.00	.00	6,657.00	4.9%
06431001	40177	Sick Pay	0	0	300.37	300.37	.00	-300.37	100.0%
06431001	40180	OT Pay	30,000	30,000	4,793.65	4,793.65	.00	25,206.35	16.0%
06431001	40184	AttendInc	9,400	9,400	4,092.50	4,092.50	.00	5,307.50	43.5%
06431001	40188	PTO	0	0	886.94	886.94	.00	-886.94	100.0%
06431001	40192	FICAEmploy	42,790	42,790	3,807.85	3,807.85	.00	38,982.52	8.9%
06431001	40195	workComIns	18,400	18,400	1,533.33	1,533.33	.00	16,866.67	8.3%
06431001	40196	HealthIns	176,554	176,554	13,175.03	13,175.03	.00	163,378.95	7.5%
06431001	40197	Pension	145,239	145,239	.00	.00	.00	145,238.95	.0%
06431001	40198	Dental	5,617	5,617	402.95	402.95	.00	5,214.05	7.2%
06431001	40199	Life Ins	3,311	3,311	230.93	230.93	.00	3,080.13	7.0%
06431001	40901	Thrift Sav	12,300	12,300	1,897.75	1,897.75	.00	10,402.25	15.4%
06431002	40215	Postage	19,000	19,000	.00	.00	.00	19,000.00	.0%
06431002	40230	Fuels	25,530	25,530	.00	.00	24,000.00	1,530.00	94.0%
06431002	40232	ValBoxLid	7,500	7,500	.00	.00	.00	7,500.00	.0%
06431002	40238	UnifCloth	2,000	2,000	.00	.00	.00	2,000.00	.0%
06431002	40240	GenGovMat	65,000	69,743	3,085.60	3,085.60	12,979.06	53,678.58	23.0%
06431002	40260	SmToMiPurc	5,000	5,000	.00	.00	.00	5,000.00	.0%
06431002	40311	AccAudSrv	10,000	11,675	.00	.00	10,675.00	1,000.00	91.4%
06431002	40313	EngSrv	100,000	140,000	.00	.00	40,000.00	100,000.00	28.6%
06431002	40314	LgIServ	10,000	10,000	.00	.00	.00	10,000.00	.0%
06431002	40316	TestFees	60,000	67,468	1,815.00	1,815.00	65,653.00	.00	100.0%
06431002	40321	TeleChrg	26,000	26,844	1,294.30	1,294.30	23,859.94	1,689.76	93.7%
06431002	40323	DEP Fees	32,000	32,000	.00	.00	.00	32,000.00	.0%
06431002	40325	InternFees	900	970	139.90	139.90	770.05	60.00	93.8%
06431002	40329	PaOneCall	4,000	4,000	.00	.00	.00	4,000.00	.0%
06431002	40334	FrExpChg	250	250	.00	.00	.00	250.00	.0%
06431002	40341	Advertise	2,000	3,898	.00	.00	1,898.11	2,000.00	48.7%
06431002	40342	Printing	10,000	10,738	2,256.41	2,256.41	6,933.42	1,548.16	85.6%
06431002	40361	utilities	121,000	134,906	11,503.13	11,503.13	119,403.11	4,000.00	97.0%
06431002	40366	waterPurch	1,754,000	2,531,240	146,386.67	146,386.67	2,147,600.98	237,252.08	90.6%
06431002	40370	MainSerRep	50,000	50,000	.00	.00	15,825.00	34,175.00	31.7%
06431002	40378	INSOPEX	44,000	44,000	3,666.67	3,666.67	.00	40,333.33	8.3%
06431002	40384	VMEqRent	1,500	1,500	.00	.00	.00	1,500.00	.0%
06431002	40420	DueSubMem	1,800	1,800	.00	.00	.00	1,800.00	.0%
06431002	40440	LaunUncLSr	2,500	3,109	180.25	180.25	2,928.78	.00	100.0%
06431002	40450	ContrSrv	167,700	175,538	18,540.68	18,540.68	69,628.18	87,369.00	50.2%
06431002	40460	ContEduc	6,000	6,000	.00	.00	.00	6,000.00	.0%

**YTD BUDGET EXPENSES**  
**JANUARY 2024**

FOR 2024 01

ACCOUNTS 06	FOR: Water		ORIGINAL APPROP	REVISED BUDGET	YTD EXPENDED	MTD EXPENDED	ENC/REQ	AVAILABLE BUDGET	PCT USED
06431002	40573	GenGovtExp	15,000	28,459	13,485.10	13,485.10	.00	14,973.90	47.4%
06431002	40710	NoteIntExp	30,456	30,456	.00	.00	.00	30,456.00	.0%
06431002	40760	MajMachEqu	4,000	4,000	.00	.00	.00	4,000.00	.0%
06431002	40914	LicenReim	500	500	.00	.00	.00	500.00	.0%
06431002	40965	OpeEXReimb	57,913	57,913	.00	.00	.00	57,912.50	.0%
06431002	45533	BadDebExp	25,000	25,000	.00	.00	.00	25,000.00	.0%
06431003	40720	Vehicles	110,000	110,000	.00	.00	.00	110,000.00	.0%
06431003	40730	Buildings	237,000	237,000	.00	.00	.00	237,000.00	.0%
06431003	40740	SystemImp	330,000	330,000	.00	.00	.00	330,000.00	.0%
06431003	40745	WS Maint	49,800	49,800	1,462.02	1,462.02	.00	48,337.98	2.9%
TOTAL Public Works - Authority			4,360,311	5,230,799	262,805.89	262,805.89	2,542,154.63	2,425,838.81	53.6%
TOTAL Water			4,360,311	5,230,799	262,805.89	262,805.89	2,542,154.63	2,425,838.81	53.6%
TOTAL EXPENSES			4,360,311	5,230,799	262,805.89	262,805.89	2,542,154.63	2,425,838.81	

# Sewer Fund

# SOUTH WHITEHALL TOWNSHIP, PA



## BALANCE SHEET FOR 2024 1

FUND: 08 Sewer			NET CHANGE FOR PERIOD	ACCOUNT BALANCE
<b>ASSETS</b>				
08	10000	Sewer Fund Checking	211,036.36	2,678,711.70
08	10130	MONEY MARKET (UNIVEST)	14,676.06	3,165,079.20
08	12450	Revenue Accrual	-30,698.43	-3,702.87
08	13500	Due from Other Governments	.00	3,940.87
08	14530	Accounts Receivable	-4,394.00	165,892.74
08	14533	Allowance for Bad Debts	.00	-324,946.37
08	14540	Usage Fees - Flat	8,157.50	31,185.17
08	14541	Usage Fees - Metered	-20,717.11	465,173.40
08	14542	Penalties - Usage Fees	-16.66	4,158.04
08	15500	Prepaid	27,656.63	27,656.63
08	16100	Land -Fixed Asset	.00	126,443.65
08	16250	Accumulated Depreciation Build	.00	-1,057.93
08	16400	Machinery and Equipment - FA	.00	1,129,353.37
08	16450	Accumulated Depreciation Machi	.00	-314,566.96
08	16500	Construction in Progress-FA	.00	1,923.50
08	16600	Infrastructure -FA	.00	18,695,342.68
08	16650	Accumulated Depreciation Infra	.00	-11,712,533.26
08	16700	CIP	.00	6,506.50
08	19001	Due From Township	.00	10,000.00
<b>TOTAL ASSETS</b>			<b>205,700.35</b>	<b>14,154,560.06</b>
<b>LIABILITIES</b>				
08	20020	Accounts Payable	-2,573.61	-2,573.61
08	20025	Accounts Payable Accrual	-159,886.06	-874,550.79
08	24600	Accrued Compensation Payable	12,439.40	-.12
08	27976	Fund Balance Adjustment	.00	1,461.65
08	27977	Prior Period Adjustment	.00	58,991.55
08	29001	Due to Township	.00	-33,787.21
<b>TOTAL LIABILITIES</b>			<b>-150,020.27</b>	<b>-850,458.53</b>
<b>FUND BALANCE</b>				
08	18300	Estimated Revenue Control	4,169,258.00	4,169,258.00
08	18500	Revenue Control	-323,462.72	-323,462.72
08	27998	Fund Balance Adjustment	.00	262,986.68
08	27999	Fund Balance	.00	-7,281,009.03
08	28100	Contributed Capital	.00	-7,852,909.10
08	28101	Accumulated Amortization	.00	1,622,510.00
08	29100	Encumbrance Control	1,947,981.39	2,326,547.68
08	29200	Appropriation Control	-4,508,830.15	-4,508,830.15
08	29400	Expenditure Control	267,782.64	267,782.64
08	29600	Budgetary Fund Balance Control	339,572.15	339,572.15
08	29700	Fund Bal Reser for Encumbrance	-1,947,981.39	-2,326,547.68
<b>TOTAL FUND BALANCE</b>			<b>-55,680.08</b>	<b>-13,304,101.53</b>
<b>TOTAL LIABILITIES + FUND BALANCE</b>			<b>-205,700.35</b>	<b>-14,154,560.06</b>

**YTD BUDGET REVENUES**  
**JANUARY 2024**

FOR 2024 01

ACCOUNTS FOR:	ORIGINAL ESTIM REV	REVISED EST REV	ACTUAL YTD REVENUE	ACTUAL MTD REVENUE	REMAINING REVENUE	PCT COLL
08 Sewer						
<b>000 Undefined</b>						
08000009 32821 FlatResRev	-333,858	-333,858	-83,429.50	-83,429.50	-250,428.50	25.0%
08000009 34101 IntChecRev	0	0	-14,676.06	-14,676.06	14,676.06	100.0%
08000009 35000 IntGovtRev	-60,000	-60,000	.00	.00	-60,000.00	.0%
08000009 36257 InWaDiPe	-400	-400	.00	.00	-400.00	.0%
08000009 36258 CertFee	-6,000	-6,000	-400.00	-400.00	-5,600.00	6.7%
08000009 36411 ConnTapRev	-447,000	-447,000	-4,125.00	-4,125.00	-442,875.00	.9%
08000009 36413 PALFees	-4,000	-4,000	-1,571.57	-1,571.57	-2,428.43	39.3%
08000009 36414 GrantAlloc	-27,000	-27,000	-787.60	-787.60	-26,212.40	2.9%
08000009 37390 PortFeeOfR	0	0	-45.26	-45.26	45.26	100.0%
08000009 37812 MetRev	-3,291,000	-3,291,000	-218,427.73	-218,427.73	-3,072,572.27	6.6%
TOTAL Undefined	-4,169,258	-4,169,258	-323,462.72	-323,462.72	-3,845,795.28	7.8%
TOTAL Sewer	-4,169,258	-4,169,258	-323,462.72	-323,462.72	-3,845,795.28	7.8%
TOTAL REVENUES	-4,169,258	-4,169,258	-323,462.72	-323,462.72	-3,845,795.28	

# SOUTH WHITEHALL TOWNSHIP, PA



## YTD BUDGET EXPENSES JANUARY 2024

FOR 2024 01

ACCOUNTS	FOR:	ORIGINAL	REVISED	YTD EXPENDED	MTD EXPENDED	ENC/REQ	AVAILABLE	PCT	
08	Sewer	APPROP	BUDGET				BUDGET	USED	
<b>431 Public Works - Authority</b>									
08431001	40112	Wages	651,035	651,035	33,986.70	33,986.70	.00	617,047.88	5.2%
08431001	40172	HolidayPay	0	0	2,505.23	2,505.23	.00	-2,505.23	100.0%
08431001	40173	StandBy	9,000	9,000	343.00	343.00	.00	8,657.00	3.8%
08431001	40177	Sick Pay	0	0	300.37	300.37	.00	-300.37	100.0%
08431001	40180	OT Pay	40,000	40,000	7,201.02	7,201.02	.00	32,798.98	18.0%
08431001	40184	AttendInc	11,900	11,900	5,292.50	5,292.50	.00	6,607.50	44.5%
08431001	40188	PTO	0	0	886.95	886.95	.00	-886.95	100.0%
08431001	40192	FICAEmploy	53,553	53,553	5,025.11	5,025.11	.00	48,527.53	9.4%
08431001	40195	workComIns	27,600	27,600	1,875.00	1,875.00	.00	25,725.00	6.8%
08431001	40196	HealthIns	218,734	218,734	17,862.08	17,862.08	.00	200,871.90	8.2%
08431001	40197	Pension	145,239	145,239	.00	.00	.00	145,238.95	.0%
08431001	40198	Dental	7,762	7,762	572.61	572.61	.00	7,189.83	7.4%
08431001	40199	Life Ins	4,144	4,144	301.88	301.88	.00	3,841.89	7.3%
08431001	40901	Thrift Sav	16,300	16,300	2,057.77	2,057.77	.00	14,242.23	12.6%
08431002	40215	Postage	19,500	19,500	.00	.00	.00	19,500.00	.0%
08431002	40230	Fuels	12,295	12,295	.00	.00	12,000.00	295.00	97.6%
08431002	40233	ManRis	7,000	7,000	.00	.00	.00	7,000.00	.0%
08431002	40238	UnifCloth	1,300	1,300	.00	.00	.00	1,300.00	.0%
08431002	40240	GenGovMat	8,000	8,000	1,984.76	1,984.76	.00	6,015.24	24.8%
08431002	40260	SmToMiPurc	1,500	1,500	.00	.00	.00	1,500.00	.0%
08431002	40311	AccAudSrv	10,000	11,675	.00	.00	10,675.00	1,000.00	91.4%
08431002	40313	EngSrv	65,000	65,000	.00	.00	.00	65,000.00	.0%
08431002	40314	LgIServ	10,000	10,000	.00	.00	.00	10,000.00	.0%
08431002	40316	TestFees	15,000	15,000	.00	.00	.00	15,000.00	.0%
08431002	40321	TeleChrg	4,000	4,785	569.06	569.06	3,816.05	400.00	91.6%
08431002	40329	PaOneCall	4,000	4,000	.00	.00	.00	4,000.00	.0%
08431002	40334	FrExpChg	250	250	.00	.00	.00	250.00	.0%
08431002	40341	Advertise	2,500	4,218	.00	.00	1,717.51	2,500.00	40.7%
08431002	40342	Printing	10,000	10,738	2,352.73	2,352.73	6,933.42	1,451.84	86.5%
08431002	40361	Electric	2,700	3,545	152.28	152.28	3,192.51	200.00	94.4%
08431002	40365	DisCOA	2,036,200	2,370,598	160,000.00	160,000.00	2,259,397.75	-48,800.00	102.1%
08431002	40370	MainSerRep	10,000	10,000	.00	.00	.00	10,000.00	.0%
08431002	40378	INSOPEX	2,090	2,090	158.37	158.37	.00	1,931.63	7.6%
08431002	40384	VMEqRent	1,500	1,500	.00	.00	.00	1,500.00	.0%
08431002	40420	DueSubMem	300	300	.00	.00	.00	300.00	.0%
08431002	40440	LaunUncISr	2,500	3,181	180.20	180.20	3,000.74	.00	100.0%
08431002	40450	ContrSrv	53,000	58,000	262.52	262.52	17,000.00	40,737.48	29.8%
08431002	40460	ContEduc	4,000	4,000	.00	.00	.00	4,000.00	.0%
08431002	40573	GenGovtExp	3,000	3,000	.00	.00	.00	3,000.00	.0%
08431002	40914	LicenReim	450	450	.00	.00	.00	450.00	.0%

**YTD BUDGET EXPENSES**  
**JANUARY 2024**

FOR 2024 01

ACCOUNTS FOR: 08 Sewer	ORIGINAL APPROP	REVISED BUDGET	YTD EXPENDED	MTD EXPENDED	ENC/REQ	AVAILABLE BUDGET	PCT USED
08431002 40965 OpeXReimb	57,913	57,913	.00	.00	.00	57,912.50	.0%
08431002 45533 BadDebExp	50,000	50,000	.00	.00	.00	50,000.00	.0%
08431003 40322 I&IImprove	300,000	318,285	18,285.00	18,285.00	.00	300,000.00	5.7%
08431003 40730 Buildings	1,000	1,000	.00	.00	.00	1,000.00	.0%
08431003 40740 SystemImp	250,000	264,442	5,627.50	5,627.50	8,814.70	250,000.00	5.5%
TOTAL Public Works - Authority	4,130,264	4,508,830	267,782.64	267,782.64	2,326,547.68	1,914,499.83	57.5%
TOTAL Sewer	4,130,264	4,508,830	267,782.64	267,782.64	2,326,547.68	1,914,499.83	57.5%
TOTAL EXPENSES	4,130,264	4,508,830	267,782.64	267,782.64	2,326,547.68	1,914,499.83	

# Refuse/Recycling Fund



# SOUTH WHITEHALL TOWNSHIP, PA



## BALANCE SHEET FOR 2024 1

FUND: 09 Refuse/Recycling			NET CHANGE FOR PERIOD	ACCOUNT BALANCE
<b>ASSETS</b>				
09	10000	Refuse Fund Checking	663,404.31	1,486,533.59
09	12450	Revenue Accrual	-10,067.92	.00
09	14530	Accounts Receivable	36.00	17,092.29
09	14533	Allowance for Bad Debts	.00	-174,015.56
09	14542	Penalties - Usage Fees	-3,793.30	24,969.66
09	14544	Refuse Recycling/Hauling Fees	347,319.57	713,072.16
09	16400	Machinery and Equipment - FA	.00	15,000.00
09	16450	Accumulated Depreciation Machi	.00	-8,250.00
09	19999	Deferred Outflow - Pension	.00	148,488.00
<b>TOTAL ASSETS</b>			<b>996,898.66</b>	<b>2,222,890.14</b>
<b>LIABILITIES</b>				
09	20020	Accounts Payable	-350,010.12	-350,010.12
09	20025	Accounts Payable Accrual	215,536.81	-46,576.15
09	24600	Accrued Compensation Payable	955.01	-32.96
09	25999	Net Pension Liability	.00	-234,580.00
09	29999	Deferred Inflow - Pension	.00	-61,552.00
<b>TOTAL LIABILITIES</b>			<b>-133,518.30</b>	<b>-692,751.23</b>
<b>FUND BALANCE</b>				
09	18300	Estimated Revenue Control	5,022,240.00	5,022,240.00
09	18500	Revenue Control	-1,237,832.22	-1,237,832.22
09	27998	Fund Balance Adjustment	.00	334,121.06
09	27999	Fund Balance	.00	-1,000,879.61
09	29100	Encumbrance Control	3,444,633.73	3,743,298.66
09	29200	Appropriation Control	-4,815,131.84	-4,815,131.84
09	29400	Expenditure Control	374,451.86	374,451.86
09	29600	Budgetary Fund Balance Control	-207,108.16	-207,108.16
09	29700	Fund Bal Reser for Encumbrance	-3,444,633.73	-3,743,298.66
<b>TOTAL FUND BALANCE</b>			<b>-863,380.36</b>	<b>-1,530,138.91</b>
<b>TOTAL LIABILITIES + FUND BALANCE</b>			<b>-996,898.66</b>	<b>-2,222,890.14</b>

**YTD BUDGET REVENUES**  
**JANUARY 2024**

FOR 2024 01

ACCOUNTS FOR:	ORIGINAL ESTIM REV	REVISED EST REV	ACTUAL YTD REVENUE	ACTUAL MTD REVENUE	REMAINING REVENUE	PCT COLL
09 Refuse/Recycling						
<b>426 Refuse Recycling</b>						
09000009 36258 CertFee	-5,500	-5,500	-400.00	-400.00	-5,100.00	7.3%
09000009 36413 PALFees	-40,000	-40,000	-1,084.94	-1,084.94	-38,915.06	2.7%
09000009 36430 SolWasRev	-4,800,000	-4,800,000	-1,234,365.00	-1,234,365.00	-3,565,635.00	25.7%
09000009 36451 SaleOToter	-34,000	-34,000	-1,269.00	-1,269.00	-32,731.00	3.7%
09000009 36452 GrassStker	-2,000	-2,000	.00	.00	-2,000.00	.0%
09000009 36453 BulkStker	-2,000	-2,000	-100.00	-100.00	-1,900.00	5.0%
09000009 36454 FreonStker	-8,500	-8,500	-130.00	-130.00	-8,370.00	1.5%
09000009 37390 PortFeeOfR	0	0	-483.28	-483.28	483.28	100.0%
09016009 35400 GrantRev	-148,000	-148,000	.00	.00	-148,000.00	.0%
09016009 37399 GrOffRev	17,760	17,760	.00	.00	17,760.00	.0%
TOTAL Refuse Recycling	-5,022,240	-5,022,240	-1,237,832.22	-1,237,832.22	-3,784,407.78	24.6%
TOTAL Refuse/Recycling	-5,022,240	-5,022,240	-1,237,832.22	-1,237,832.22	-3,784,407.78	24.6%
TOTAL REVENUES	-5,022,240	-5,022,240	-1,237,832.22	-1,237,832.22	-3,784,407.78	

**YTD BUDGET EXPENSES**  
**JANUARY 2024**

FOR 2024 01

ACCOUNTS	FOR:	ORIGINAL	REVISED	YTD EXPENDED		MTD EXPENDED		ENC/REQ	AVAILABLE	PCT
09	Refuse/Recycling	APPROP	BUDGET						BUDGET	USED
<b>426 Refuse Recycling</b>										
09426001	40112	Wages	49,904	49,904	2,648.76	2,648.76		.00	47,254.98	5.3%
09426001	40113	SpAlloc	200,256	200,256	.00	.00		.00	200,255.57	.0%
09426001	40172	HolidayPay	0	0	191.94	191.94		.00	-191.94	100.0%
09426001	40177	Sick Pay	0	0	70.38	70.38		.00	-70.38	100.0%
09426001	40180	OT Pay	500	500	.00	.00		.00	500.00	.0%
09426001	40184	AttendInc	1,250	1,250	.00	.00		.00	1,250.00	.0%
09426001	40192	FICAemploy	3,818	3,818	280.56	280.56		.00	3,537.08	7.3%
09426001	40196	HealthIns	23,773	23,773	1,974.08	1,974.08		.00	21,798.42	8.3%
09426001	40198	Dental	1,100	1,100	84.81	84.81		.00	1,015.19	7.7%
09426001	40199	Life Dis	331	331	26.21	26.21		.00	305.25	7.9%
09426001	40901	Thrift Sav	2,000	2,000	400.00	400.00		.00	1,600.00	20.0%
09426002	40215	Postage	17,500	17,500	.00	.00		.00	17,500.00	.0%
09426002	40241	GenGovSup	15,000	15,000	.00	.00		.00	15,000.00	.0%
09426002	40310	ProfSrv	202,000	202,000	.00	.00	70,900.00	.00	131,100.00	35.1%
09426002	40314	Lg Srv	10,000	10,000	.00	.00		.00	10,000.00	.0%
09426002	40342	Printing	7,500	7,500	2,372.12	2,372.12	5,127.88	.00	.00	100.0%
09426002	40347	RESEDU	3,000	3,000	.00	.00		.00	3,000.00	.0%
09426002	40365	DispFee	55,000	89,060	20,380.00	20,380.00	63,680.00	.00	5,000.00	94.4%
09426002	40450	ContrSrv	3,923,536	4,188,141	346,023.00	346,023.00	3,603,590.78	.00	238,527.15	94.3%
TOTAL Refuse Recycling			4,516,467	4,815,132	374,451.86	374,451.86	3,743,298.66		697,381.32	85.5%
TOTAL Refuse/Recycling			4,516,467	4,815,132	374,451.86	374,451.86	3,743,298.66		697,381.32	85.5%
TOTAL EXPENSES			4,516,467	4,815,132	374,451.86	374,451.86	3,743,298.66		697,381.32	

# Capital Reserve Fund

## BALANCE SHEET FOR 2024 1

FUND: 30 Capital Reserve			NET CHANGE FOR PERIOD	ACCOUNT BALANCE
<b>ASSETS</b>				
30	10000	Capital Reserve Fund Checking	27,757.36	1,656,995.33
30	12450	Revenue Accrual	-7,559.02	.00
30	19000	Interfund Transfer	.00	421,759.88
<b>TOTAL ASSETS</b>			<b>20,198.34</b>	<b>2,078,755.21</b>
<b>LIABILITIES</b>				
30	20025	Accounts Payable Accrual	.00	-70,747.37
30	29000	Interfund Transfer	.00	-289,625.00
30	29800	Deferred Rev.	.00	-42,372.23
<b>TOTAL LIABILITIES</b>			<b>.00</b>	<b>-402,744.60</b>
<b>FUND BALANCE</b>				
30	18300	Estimated Revenue Control	4,888,472.73	4,888,472.73
30	18500	Revenue Control	-23,134.00	-23,134.00
30	27998	Fund Balance Adjustment	.00	-6,651,974.56
30	27999	Fund Balance	.00	4,996,162.29
30	29100	Encumbrance Control	-2,935.66	472,924.36
30	29200	Appropriation Control	-6,121,259.09	-6,121,259.09
30	29400	Expenditure Control	2,935.66	2,935.66
30	29600	Budgetary Fund Balance Control	1,232,786.36	1,232,786.36
30	29700	Fund Bal Reser for Encumbrance	2,935.66	-472,924.36
<b>TOTAL FUND BALANCE</b>			<b>-20,198.34</b>	<b>-1,676,010.61</b>
<b>TOTAL LIABILITIES + FUND BALANCE</b>			<b>-20,198.34</b>	<b>-2,078,755.21</b>

**YTD BUDGET REVENUES**  
**JANUARY 2024**

FOR 2024 01

ACCOUNTS FOR:	ORIGINAL ESTIM REV	REVISED EST REV	ACTUAL YTD REVENUE	ACTUAL MTD REVENUE	REMAINING REVENUE	PCT COLL
30 Capital Reserve						
<b>000 Undefined</b>						
30000009 35416 PCCDGrant	-300,099	-300,099	.00	.00	-300,099.00	.0%
30000009 35417 SmRrTbGrnt	-100,000	-100,000	.00	.00	-100,000.00	.0%
30000009 35830 PvmtCstShr	0	0	-23,134.00	-23,134.00	23,134.00	100.0%
30000009 37871 OpenSpFun	-214,034	-214,034	.00	.00	-214,034.00	.0%
30000009 39000 IntFundTra	-2,672,625	-2,672,625	.00	.00	-2,672,624.73	.0%
TOTAL Undefined	-3,286,758	-3,286,758	-23,134.00	-23,134.00	-3,263,623.73	.7%

**YTD BUDGET REVENUES**  
**JANUARY 2024**

FOR 2024 01

ACCOUNTS FOR:	ORIGINAL ESTIM REV	REVISED EST REV	ACTUAL YTD REVENUE	ACTUAL MTD REVENUE	REMAINING REVENUE	PCT COLL
30 Capital Reserve						
<b>430 Public Works - General Service</b>						
30430009 35420 LeafGrant	-315,749	-315,749	.00	.00	-315,749.00	.0%
TOTAL Public Works - General Serv	-315,749	-315,749	.00	.00	-315,749.00	.0%

**YTD BUDGET REVENUES**  
**JANUARY 2024**

FOR 2024 01

ACCOUNTS FOR:	ORIGINAL ESTIM REV	REVISED EST REV	ACTUAL YTD REVENUE	ACTUAL MTD REVENUE	REMAINING REVENUE	PCT COLL
30 Capital Reserve						
<b>451 Recreation Administration</b>						
30451009 35407 JCTASAGrnt	-1,000,000	-1,000,000	.00	.00	-1,000,000.00	.0%
30451009 35408 VistaPkGrt	-285,966	-285,966	.00	.00	-285,966.00	.0%
TOTAL Recreation Administration	-1,285,966	-1,285,966	.00	.00	-1,285,966.00	.0%
TOTAL Capital Reserve	-4,888,473	-4,888,473	-23,134.00	-23,134.00	-4,865,338.73	.5%
TOTAL REVENUES	-4,888,473	-4,888,473	-23,134.00	-23,134.00	-4,865,338.73	



**YTD BUDGET EXPENSES**  
**JANUARY 2024**

FOR 2024 01

ACCOUNTS FOR:	ORIGINAL APPROP	REVISED BUDGET	YTD EXPENDED	MTD EXPENDED	ENC/REQ	AVAILABLE BUDGET	PCT USED
30 Capital Reserve							
<b>410 Police</b>							
30410003 40720 Vehicles	275,000	560,822	.00	.00	285,821.65	275,000.00	51.0%
30410003 40761 BWINCCamSy	1,073,705	1,073,705	.00	.00	.00	1,073,705.27	.0%
30410003 40801 PropImp	10,000	10,000	.00	.00	.00	10,000.00	.0%
TOTAL Police	1,358,705	1,644,527	.00	.00	285,821.65	1,358,705.27	17.4%

**YTD BUDGET EXPENSES**  
**JANUARY 2024**

FOR 2024 01

ACCOUNTS FOR:	ORIGINAL APPROP	REVISED BUDGET	YTD EXPENDED	MTD EXPENDED	ENC/REQ	AVAILABLE BUDGET	PCT USED
30 Capital Reserve							
<b>430 Public Works - General Service</b>							
30430003 40434 TwpBldgSwk	294,125	294,125	.00	.00	.00	294,124.80	.0%
30430003 40610 StreetCont	1,026,569	1,026,569	.00	.00	.00	1,026,569.00	.0%
30430003 40720 Vehicles	676,000	676,000	.00	.00	.00	676,000.00	.0%
30430003 40760 MajMachEqu	0	162,462	.00	.00	162,461.92	.00	100.0%
30430003 40801 PropImp	150,000	150,000	.00	.00	.00	150,000.00	.0%
TOTAL Public Works - General serv	2,146,694	2,309,156	.00	.00	162,461.92	2,146,693.80	7.0%

**YTD BUDGET EXPENSES**  
**JANUARY 2024**

FOR 2024 01

ACCOUNTS FOR:	ORIGINAL APPROP	REVISED BUDGET	YTD EXPENDED	MTD EXPENDED	ENC/REQ	AVAILABLE BUDGET	PCT USED
30 Capital Reserve							
<b>451 Recreation Administration</b>							
30451003 40973 JC#3 DP	0	27,576	2,935.66	2,935.66	24,640.79	.00	100.0%
30451003 40975 RvrRdRlctn	315,000	315,000	.00	.00	.00	315,000.00	.0%
30451003 40976 JCG41-45	1,325,000	1,325,000	.00	.00	.00	1,325,000.00	.0%
30451003 40984 VistasPark	500,000	500,000	.00	.00	.00	500,000.00	.0%
TOTAL Recreation Administration	2,140,000	2,167,576	2,935.66	2,935.66	24,640.79	2,140,000.00	1.3%
TOTAL Capital Reserve	5,645,399	6,121,259	2,935.66	2,935.66	472,924.36	5,645,399.07	7.8%
TOTAL EXPENSES	5,645,399	6,121,259	2,935.66	2,935.66	472,924.36	5,645,399.07	

# State Highway Aid Fund

**BALANCE SHEET FOR 2024 1**

FUND: 35 State Highway Aid			NET CHANGE FOR PERIOD	ACCOUNT BALANCE
<b>ASSETS</b>				
35	10000	State Highway Aid Checking	-21,588.93	453,943.79
	<b>TOTAL ASSETS</b>		<b>-21,588.93</b>	<b>453,943.79</b>
<b>LIABILITIES</b>				
35	20020	Accounts Payable	-45,614.83	-45,614.83
35	20025	Accounts Payable Accrual	1,053.82	-25,662.59
	<b>TOTAL LIABILITIES</b>		<b>-44,561.01</b>	<b>-71,277.42</b>
<b>FUND BALANCE</b>				
35	18300	Estimated Revenue Control	726,269.90	726,269.90
35	18500	Revenue Control	-432.52	-432.52
35	27998	Fund Balance Adjustment	.00	4,525.25
35	27999	Fund Balance	.00	-453,341.56
35	29100	Encumbrance Control	668,109.89	799,340.26
35	29200	Appropriation Control	-938,230.37	-938,230.37
35	29400	Expenditure Control	66,582.46	66,582.46
35	29600	Budgetary Fund Balance Control	211,960.47	211,960.47
35	29700	Fund Bal Reser for Encumbrance	-668,109.89	-799,340.26
	<b>TOTAL FUND BALANCE</b>		<b>66,149.94</b>	<b>-382,666.37</b>
	<b>TOTAL LIABILITIES + FUND BALANCE</b>		<b>21,588.93</b>	<b>-453,943.79</b>

**YTD BUDGET REVENUES**  
**JANUARY 2024**

FOR 2024 01

ACCOUNTS FOR:	ORIGINAL ESTIM REV	REVISED EST REV	ACTUAL YTD REVENUE	ACTUAL MTD REVENUE	REMAINING REVENUE	PCT COLL
35 State Highway Aid						
<b>000 Undefined</b>						
35000009 34101 IntChecRev	-5,000	-5,000	-432.52	-432.52	-4,567.48	8.7%
35010009 35400 GrantRev	-721,270	-721,270	.00	.00	-721,269.90	.0%
TOTAL Undefined	-726,270	-726,270	-432.52	-432.52	-725,837.38	.1%
TOTAL State Highway Aid	-726,270	-726,270	-432.52	-432.52	-725,837.38	.1%
TOTAL REVENUES	-726,270	-726,270	-432.52	-432.52	-725,837.38	

**YTD BUDGET EXPENSES**  
**JANUARY 2024**

FOR 2024 01

ACCOUNTS FOR:	ORIGINAL APPROP	REVISED BUDGET	YTD EXPENDED	MTD EXPENDED	ENC/REQ	AVAILABLE BUDGET	PCT USED
35 State Highway Aid							
<b>406 Administrative</b>							
35406002 40376 strtLight	357,000	402,273	33,433.37	33,433.37	361,839.99	7,000.00	98.3%
TOTAL Administrative	357,000	402,273	33,433.37	33,433.37	361,839.99	7,000.00	98.3%

**YTD BUDGET EXPENSES**  
**JANUARY 2024**

FOR 2024 01

ACCOUNTS FOR:	ORIGINAL APPROP	REVISED BUDGET	YTD EXPENDED	MTD EXPENDED	ENC/REQ	AVAILABLE BUDGET	PCT USED
35 State Highway Aid							
<b>430 Public Works - General Service</b>							
35430002 40216 Salt	150,000	235,957	37,880.74	37,880.74	198,076.27	.00	100.0%
35430002 40798 TraffMaint	50,000	50,000	.00	.00	.00	50,000.00	.0%
35430003 40610 StreetCont	0	0	-4,731.65	-4,731.65	.00	4,731.65	100.0%
35430003 40720 Vehicles	250,000	250,000	.00	.00	239,424.00	10,576.00	95.8%
TOTAL Public Works - General Serv	450,000	535,957	33,149.09	33,149.09	437,500.27	65,307.65	87.8%
TOTAL State Highway Aid	807,000	938,230	66,582.46	66,582.46	799,340.26	72,307.65	92.3%
TOTAL EXPENSES	807,000	938,230	66,582.46	66,582.46	799,340.26	72,307.65	



# EMA/EMS Fund

**BALANCE SHEET FOR 2024 1**

FUND: 45 EMA/EMS			NET CHANGE FOR PERIOD	ACCOUNT BALANCE
ASSETS				
	45	10000      Checking	.00	50,100.00
		TOTAL ASSETS	.00	50,100.00
FUND BALANCE				
	45	27999      Fund Balance	.00	-50,100.00
		TOTAL FUND BALANCE	.00	-50,100.00
		TOTAL LIABILITIES + FUND BALANCE	.00	-50,100.00

# Fiscal Stability Fund

**BALANCE SHEET FOR 2024 1**

FUND: 50 Fiscal Stability Fund			NET CHANGE FOR PERIOD	ACCOUNT BALANCE
<b>ASSETS</b>				
50	10130	MONEY MARKET (UNIVEST)	-1,966,223.69	6,832,697.51
	TOTAL ASSETS		-1,966,223.69	6,832,697.51
<b>LIABILITIES</b>				
50	29000	Interfund Transfer	2,000,000.00	-2,000,000.00
	TOTAL LIABILITIES		2,000,000.00	-2,000,000.00
<b>FUND BALANCE</b>				
50	18500	Revenue Control	-33,776.31	-33,776.31
50	27998	Fund Balance Adjustment	.00	2,875.83
50	27999	Fund Balance	.00	-4,801,797.03
	TOTAL FUND BALANCE		-33,776.31	-4,832,697.51
TOTAL LIABILITIES + FUND BALANCE			1,966,223.69	-6,832,697.51

\*\* END OF REPORT - Generated by Kristin Blahnik \*\*