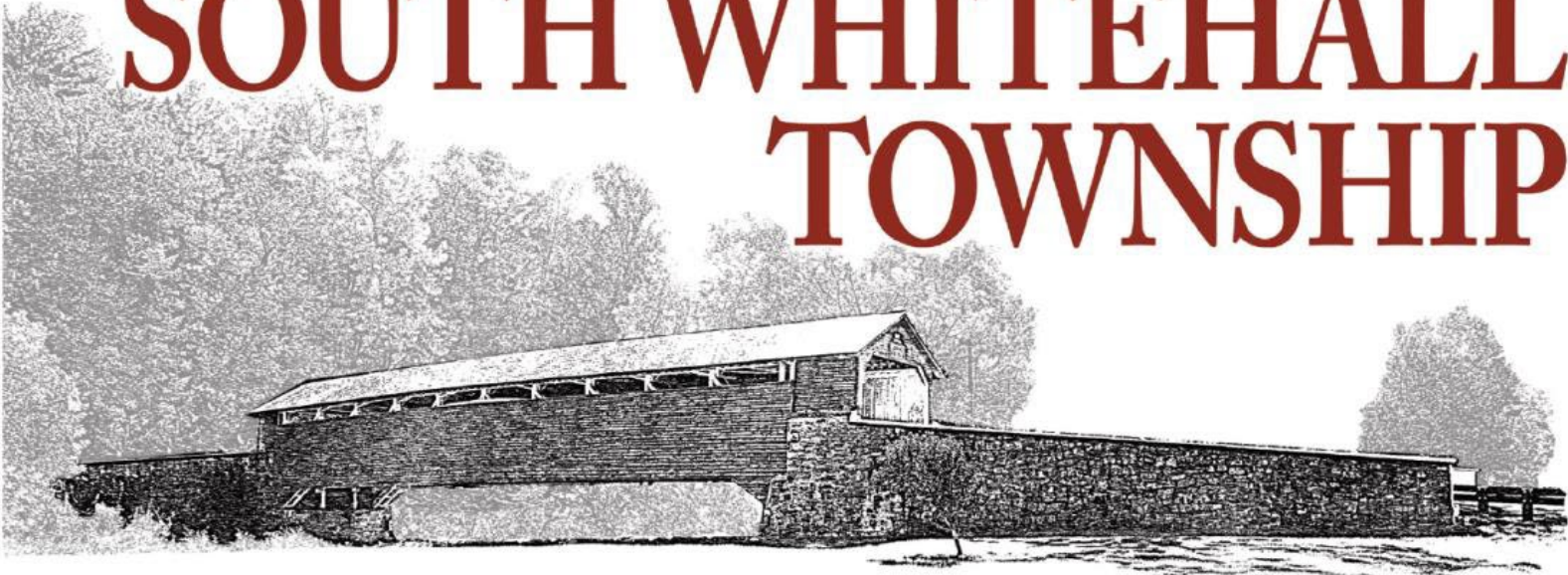


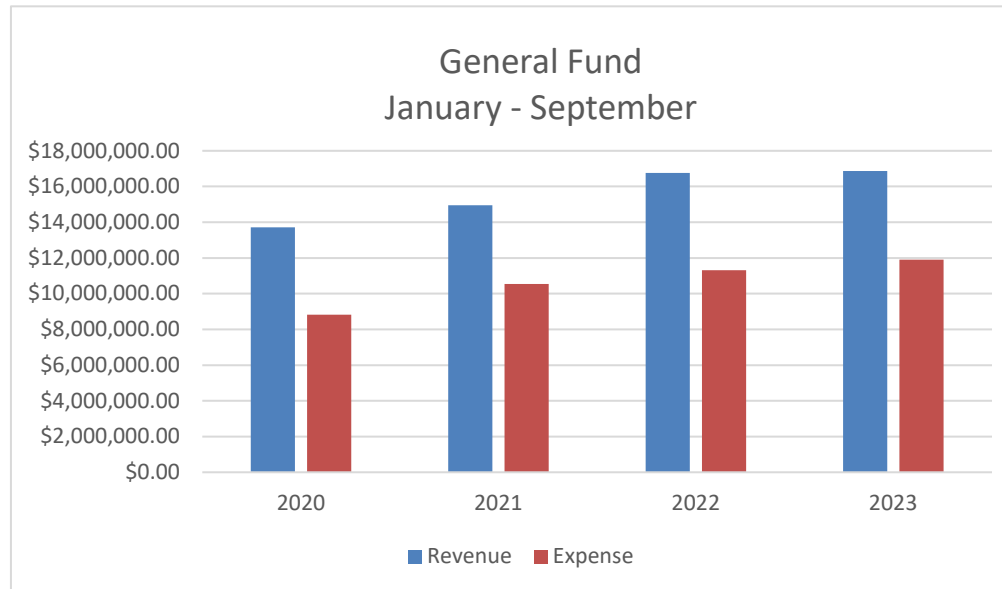
**SEPTEMBER 2023 FINANCIAL REPORTS ANALYSIS**

**SOUTH WHITEHALL  
TOWNSHIP**



## General Fund Revenue vs Expense YTD September 2023

Net	Budget	Actual	% Budget
2023 General Fund Revenue	\$ 17,825,146.00	\$ 16,870,052.07	94.64%
2023 General Fund Expense	<u>\$ 19,879,666.00</u>	<u>\$ 11,909,468.92</u>	59.91%
*Includes interfund transfers	\$ (2,054,520.00)	\$ 4,960,583.15	



\*\* Please note that the 2023 Expense Budget number now includes the 2022 rollover amounts now that we have closed 2022 in Munis.

**General Fund Revenues  
YTD September 2023**

<u>Category</u>	<u>YTD Through 9-30-2021</u>	<u>YTD Through 9-30-2022</u>	<u>YTD Through 9-30-2023</u>	<u>2023 Budget</u>	<u>Variance to Budget 2023</u>
<b>Real Estate Tax Total</b>	6,661,160.63	6,979,821.60	<b>6,963,360.79</b>	7,057,000.00	93,639.21
<b>Earned Income Tax Total</b>	2,949,652.85	3,377,305.20	<b>3,451,976.17</b>	3,900,000.00	448,023.83
<b>Business Privilege Total</b>	2,222,102.78	2,632,021.09	<b>2,927,428.58</b>	2,702,150.37	-225,278.21
<b>Admission Tax Total</b>	1,143,802.52	1,579,559.42	<b>1,536,876.88</b>	1,650,000.00	113,123.12
<b>Local Services Tax Total</b>	463,119.29	515,212.72	<b>512,768.91</b>	625,000.00	112,231.09
<b>Real Estate Transfer Total</b>	651,741.63	746,257.48	<b>580,281.97</b>	875,000.00	294,718.03
<b>License / Permit Fees Total</b>	380,815.86	545,468.33	<b>464,209.33</b>	484,780.00	20,570.67
<b>Cable TV Tax Total</b>	251,500.99	243,578.46	<b>234,038.83</b>	325,000.00	90,961.17
<b>Grants and Gifts Total</b>	102,700.75	161,635.54	<b>156,522.70</b>	327,715.00	171,192.30
<b>Disc Penalties Fines Total</b>	-173,409.19	-168,196.99	<b>-168,642.70</b>	-173,000.00	-4,357.30
<b>Other Income Total</b>	293,079.11	102,038.40	<b>195,066.91</b>	35,001.00	-160,065.91
<b>Interest Income Total</b>	4,942.62	40,194.46	<b>16,163.70</b>	16,500.00	336.30
<b>Interfund Transfers Total</b>	0.00	0.00	<b>0.00</b>	0.00	0.00
<b>Grand Total</b>	14,951,209.84	16,754,895.71	<b>16,870,052.07</b>	17,825,146.37	955,094.30

**Expected Timing of Revenues:**

Real Estate Tax: Due May 31st


Business Privilege Tax: Due April 30th

Admission Tax: Our largest taxpayer is Open May - October

Local Services Tax: Received quarterly

Cable TV Franchise Tax: Received quarterly

**General Fund Revenues Comparison  
YTD September 2023**



**Real Estate Tax Revenue:**

	<u>2021</u>	<u>2022</u>	<u>2023</u>	<u>2023 vs 2022</u>
March	0.00	6,711.47	0.00	(6,711.47)
April	1,410,543.30	1,058,040.63	1,303,561.83	245,521.20
May	4,870,765.04	5,412,070.65	5,044,566.11	(367,504.54)
June	87,112.55	83,758.13	96,279.66	12,521.53
July	169,430.70	177,419.20	339,361.70	161,942.50
August	1,382.70	737.80	9,683.44	8,945.64
September	17,265.77	52,015.67	24,520.70	(27,494.97)
October	12,795.38	9,288.45		(9,288.45)
November	45,291.41	37,489.04		(37,489.04)
December	85,320.98	72,468.27		(72,468.27)
	<u>\$ 6,699,907.83</u>	<u>\$ 6,909,999.31</u>	<u>\$ 6,817,973.44</u>	<u>\$ (92,025.87)</u>

**Real Estate Tax: (0100009/30110)** - 2.84975 mills or .00284975 X assessed value. Billed April 1; Due May 31 (2% discount).

We have received \$6,817,973.44 for Year to Date September 30, 2023, 98.8%. The 2023 budgeted amount for this revenue is \$6,900,000.00.

The revenue for the same period last year was \$6,790,753.55 collected as of September 30, 2022. \$136,672.78 was the base amount turned over as delinquent Real Estate and Fire Taxes for 2022. Total 2022 Real Estate Taxes were \$6,909,999.31 against a budget of \$6,898,444.00.

**General Fund Revenues Comparison  
YTD September 2023**

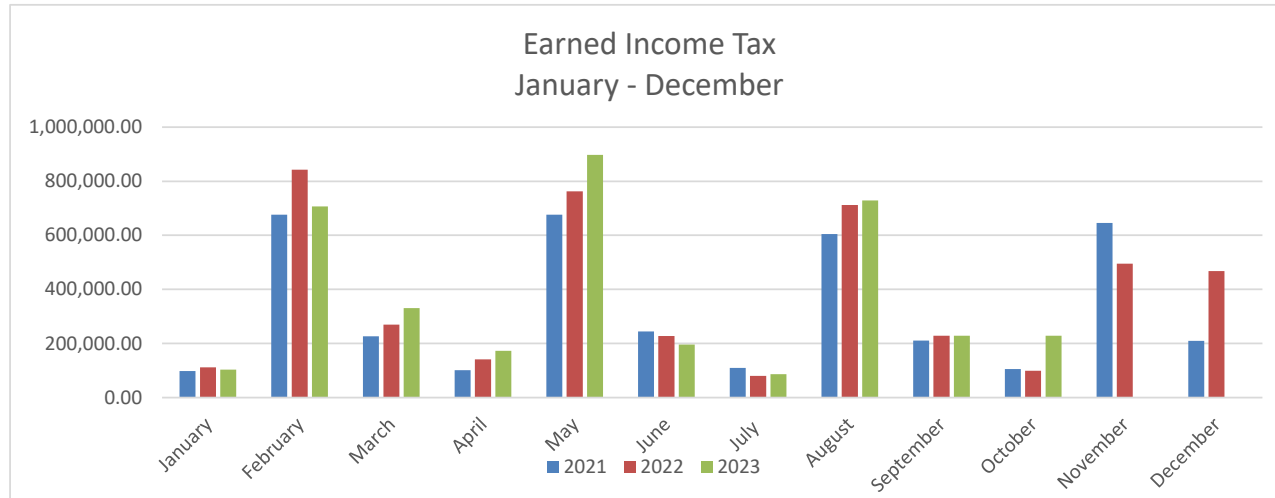


**Real Estate Transfer Tax Revenue:**

	<u>2021</u>	<u>2022</u>	<u>2023</u>	<u>2023 vs 2022</u>
January	73,117.25	75,190.99	124,747.20	49,556.21
February	62,353.58	50,587.49	39,910.40	(10,677.09)
March	73,850.24	89,167.34	44,112.31	(45,055.03)
April	47,928.89	64,064.47	77,327.67	13,263.20
May	64,164.02	82,011.13	78,706.80	(3,304.33)
June	85,884.64	113,144.22	53,820.48	(59,323.74)
July	83,973.14	90,657.73	27,360.00	(63,297.73)
August	84,567.98	104,050.23	67,747.61	(36,302.62)
September	75,901.89	77,383.88	66,549.50	(10,834.38)
October	86,936.55	182,279.95		(182,279.95)
November	98,474.07	70,489.67		(70,489.67)
December	76,524.68	177,656.99		(177,656.99)
<b>Total</b>	<b>\$ 913,676.93</b>	<b>\$ 1,176,684.09</b>	<b>\$ 580,281.97</b>	<b>\$ (596,402.12)</b>

**Real Estate Transfer Tax: (0100009/31010)** - .5% on total sale of real estate. Received from Lehigh County monthly. For January - September 2023 a total of \$580,281.97 was received against a budget of \$875,000, 66.3%. The revenue for the same period last year was \$749,257.48 against a budgeted \$700,000, and we ended the year at 168.1%.

**General Fund Revenues Comparison  
YTD September 2023**

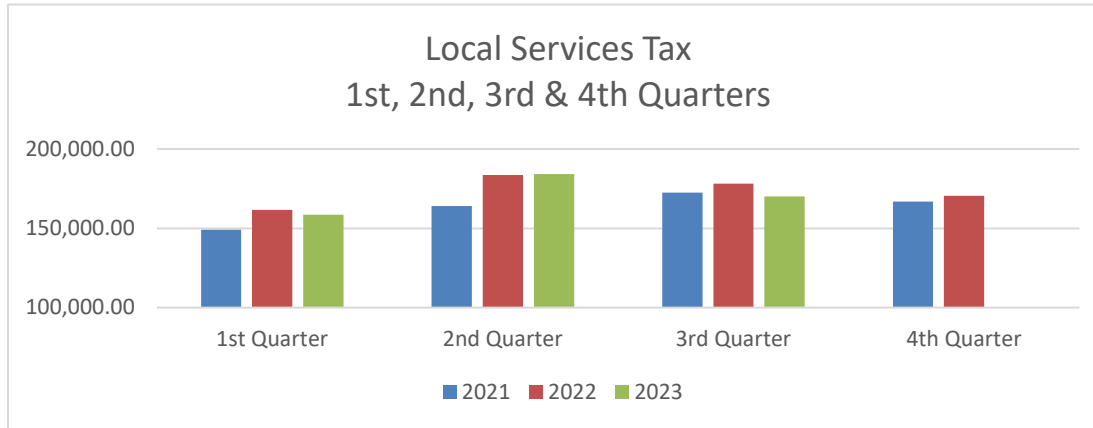


**Earned Income Tax Revenue:**

	<u>2021</u>	<u>2022</u>	<u>2023</u>	<u>2023 vs 2022</u>
January	98,303.84	111,655.28	102,997.75	(8,657.53)
February	676,421.80	842,996.70	707,252.99	(135,743.71)
March	226,440.14	270,347.78	330,983.16	60,635.38
April	101,744.98	141,580.32	172,427.45	30,847.13
May	676,269.88	762,553.74	897,410.08	134,856.34
June	245,023.65	228,024.89	196,290.50	(31,734.39)
July	110,030.95	80,251.11	87,034.30	6,783.19
August	604,674.27	711,584.63	729,104.90	17,520.27
September	210,743.34	228,310.75	228,475.04	164.29
October	105,596.80	98,980.56	228,475.04	129,494.48
November	645,982.20	494,839.97		(494,839.97)
December	209,749.14	467,963.69		(467,963.69)
<b>Total</b>	<b>\$ 3,910,980.99</b>	<b>\$ 4,439,089.42</b>	<b>\$ 3,680,451.21</b>	<b>\$ (758,638.21)</b>

**Earned Income Tax: (0100009/31021)** - .5% paid by Township residents on wages earned. Berkheimer collects and pays Township monthly. We received for January - September 2023 a total of \$3,680,451.21 against a budget of \$3,900,000, 88.5%. The revenue for the same period last year was \$3,476,285.75 against a budget of a \$3,500,000, and we ended the year at 126.8%.

**General Fund Revenues Comparison  
YTD September 2023**



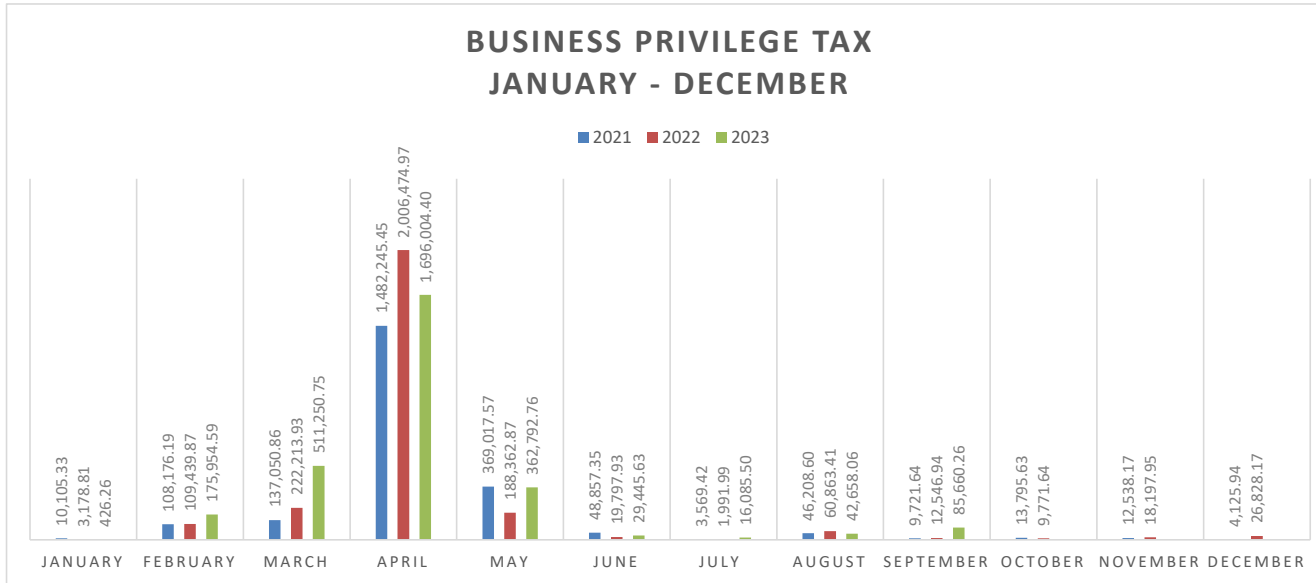
**Local Services Tax Revenue:**

	<u>2021</u>	<u>2022</u>	<u>2023</u>	<u>2023 vs 2022</u>
<b>1st Quarter</b>	149,021.20	161,582.03	158,622.47	(2,959.56)
<b>2nd Quarter</b>	164,098.09	183,630.69	184,146.44	515.75
<b>3rd Quarter</b>	172,428.91	178,226.19	170,000.00	(8,226.19)
<b>4th Quarter</b>	166,929.70	170,524.59		(170,524.59)
	<u>\$ 652,477.90</u>	<u>\$ 693,963.50</u>	<u>\$ 512,768.91</u>	<u>\$ (181,194.59)</u>

\*The 3rd quarter 2023 is an estimated accrual based on prior years 3rd quarter.

**Local Services Tax: (01000009/31051)** - \$52.00 per person annually employed within the Township. Parkland School District collects and pays Township quarterly. We recorded \$512,768.91 for January - September 2023, against a budget of \$625,000, 82%. Revenue for the same period last year was \$523,438.91 against a budgeted \$600,000, and we ended the year at 112.2%. The amount for 3rd quarter 2023 is an estimate based on 3rd quarters in prior years.

**General Fund Revenues Comparison  
YTD September 2023**



**Business Privilege Tax Revenue:**

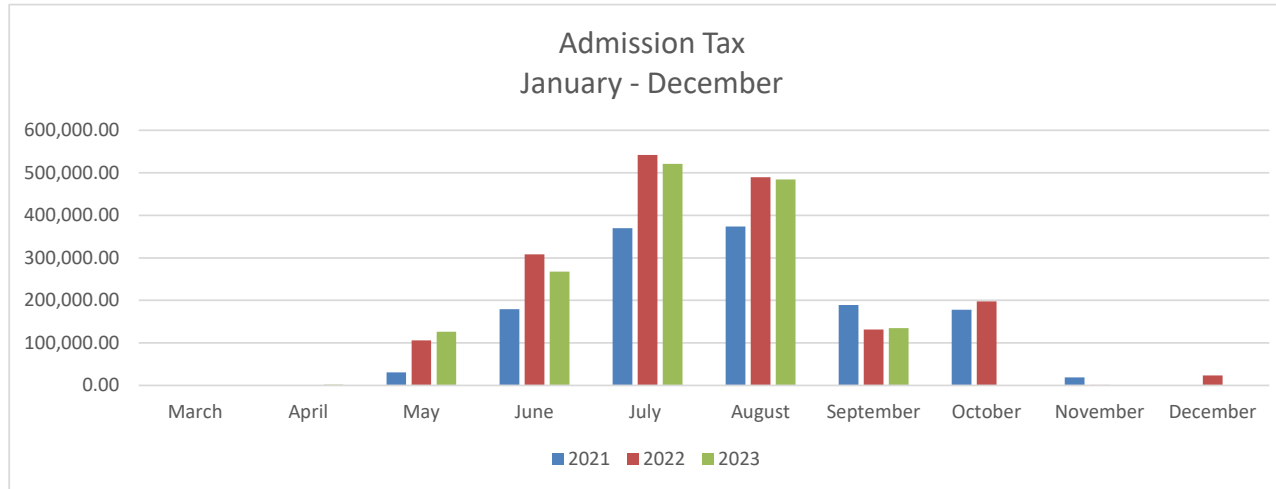
	<u>2021</u>	<u>2022</u>	<u>2023</u>	<u>2023 vs 2022</u>
January	10,105.33	3,178.81	426.26	(2,752.55)
February	108,176.19	109,439.87	175,954.59	66,514.72
March	137,050.86	222,213.93	511,250.75	289,036.82
April	1,482,245.45	2,006,474.97	1,696,004.40	(310,470.57)
May	369,017.57	188,362.87	362,792.76	174,429.89
June	48,857.35	19,797.93	29,445.63	9,647.70
July	3,569.42	1,991.99	16,085.50	14,093.51
August	46,208.60	60,863.41	42,658.06	(18,205.35)
September	9,721.64	12,546.94	85,660.26	73,113.32
October	13,795.63	9,771.64		(9,771.64)
November	12,538.17	18,197.95		(18,197.95)
December	4,125.94	26,828.17		(26,828.17)
	<u>\$ 2,245,412.15</u>	<u>\$ 2,679,668.48</u>	<u>\$ 2,920,278.21</u>	<u>\$ 240,609.73</u>

**Business Privilege Tax: (0100009/31036)** - .1% (.001) wholesale or .15% (.0015) service/retail of gross receipts.

Due April 30. We received for January - September 2023 a total of \$2,920,278.21 against a budgeted \$2,700,000, 108.2%. The revenue for the same period last year was \$2,624,870.72 against a budgeted \$2,350,000, and we ended the year at 114%.



**General Fund Revenues Comparison  
YTD September 2023**



**Admission Tax Revenue:**

	<u>2021</u>	<u>2022</u>	<u>2023</u>	<u>2023 vs 2022</u>
January	0.00	0.00	0.00	0.00
February	0.00	0.00	601.98	601.98
March	314.49	882.81	0.00	(882.81)
April	0.00	783.55	1,825.53	1,041.98
May	30,835.28	106,157.08	126,253.56	20,096.48
June	179,600.64	308,522.56	267,439.35	(41,083.21)
July	370,106.08	541,975.98	521,273.29	(20,702.69)
August	374,057.21	489,690.18	484,445.35	(5,244.83)
September	188,888.82	131,547.26	135,037.82	3,490.56
October	178,055.38	197,537.02		(197,537.02)
November	18,607.39	984.47		(984.47)
December	0.00	23,644.79		(23,644.79)
	<u>\$ 1,340,465.29</u>	<u>\$ 1,801,725.70</u>	<u>\$ 1,536,876.88</u>	<u>\$ (265,609.97)</u>

**Admission Tax: (010009/31061)** - 5% of gross receipts. The largest contributor for this tax is only open for the season from May-October. As of September 30, 2023, we received \$1,536,876.88 against a budget of \$1,650,000, 93.1%. Comparatively last year, we recorded \$1,579,559.42 against a budgeted \$1,300,000, and we ended the year at 139%.

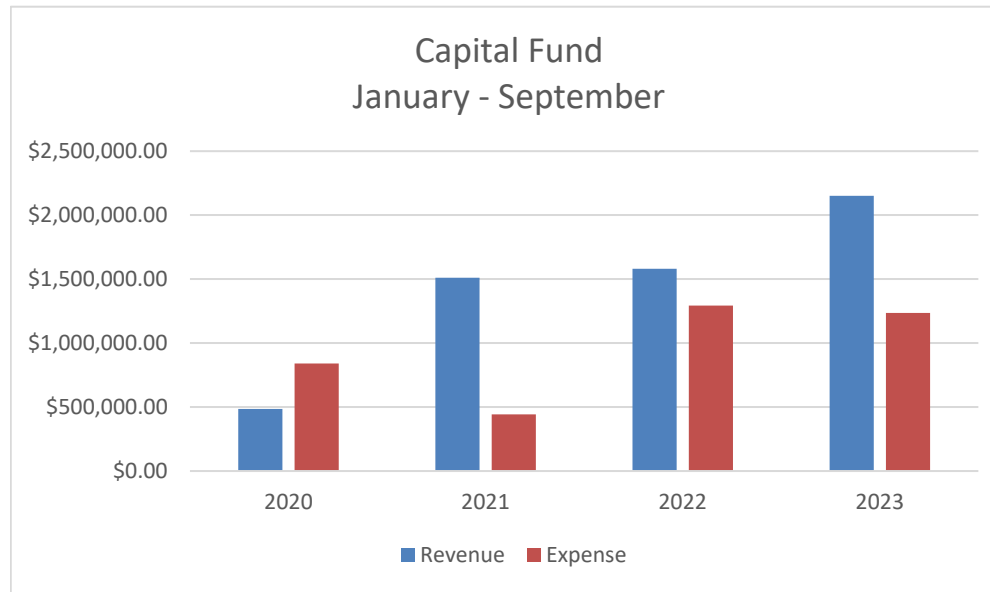
**General Fund Expenses  
YTD September 2023**

<u>Category</u>	<u>YTD Through 9-30-2023</u>	<u>2023 Budget</u>	<u>Remaining Budget</u>
<b>Salaries / Benefits Total</b>	6,641,976.58	12,611,387.29	5,969,410.71
<b>Materials / Supplies Total</b>	533,614.10	837,181.09	303,566.99
<b>Services Total</b>	870,891.74	1,934,391.14	1,063,499.40
<b>Engineer Fees/ Services Total</b>	223,867.53	388,000.00	164,132.47
<b>Solicitor Fees Total</b>	108,996.93	188,500.00	79,503.07
<b>Contributions Total</b>	41,550.00	41,500.00	-50.00
<b>Computers / Programming Total</b>	0.00	2,000.00	2,000.00
<b>Major Machinery Total</b>	13,069.03	41,956.00	28,886.97
<b>Equipment Rentals Total</b>	7,699.15	23,000.00	15,300.85
<b>Land/Building Improvements Total</b>	0.00	0.00	0.00
<b>General Gov Expense Total</b>	2,246.45	5,700.00	3,453.55
<b>Insurance Total</b>	391,628.57	620,000.00	228,371.43
<b>Professional Development Total</b>	-9,653.88	110,450.00	120,103.88
<b>Interfund Transfer Total</b>	3,081,928.80	3,073,600.26	-8,328.54
<b>Utilities Total</b>	1,653.92	2,000.00	346.08
<b>Grand Total</b>	11,909,468.92	19,879,665.78	7,970,196.86

**Capital Reserve Fund  
YTD September 2023**

<b>Net</b>	<b>Budget</b>	<b>Actual</b>	<b>% Budget</b>
2023 Capital Fund Revenue	\$ 1,916,787.00	\$ 2,150,227.00	112.18%
2023 Capital Fund Expense	\$ 2,418,536.00	\$ 1,236,588.44	51.13%
	<u>\$ (501,749.00)</u>	<u>\$ 913,638.56</u>	

\* the above revenue includes interfund transfers from General Fund.



\*\* Please note that the 2023 Expense Budget number now includes the 2022 rollover amounts now that we have closed 2022 in Munis.

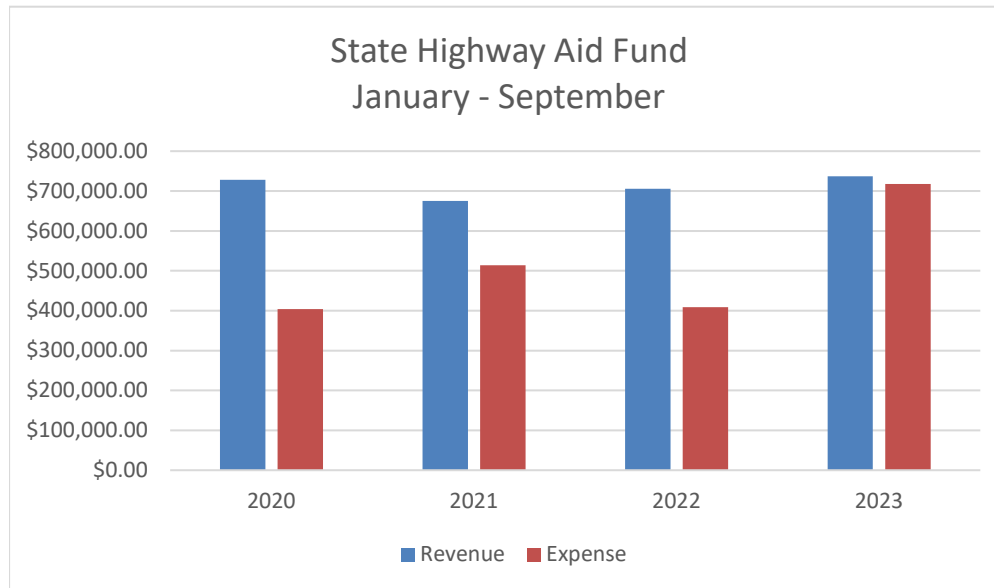
**2023 Capital Expense Budget @ September 30, 2023 (Township)**

		<u>Final 2023</u>		<u>Encumbered/</u>	<u>Remaining</u>
		<u>Budget</u>	<u>Paid in 2023</u>	<u>Req</u>	<u>Budget</u>
<b>1. Police</b>					
a. Police Vehicles (3 Patrol Vehicles including upfit)	30410003/40720	\$237,712	\$28,840	\$0	\$208,872
b. Police Vehicles (1 used detective vehicle)	30410003/40720	\$50,000			\$50,000
<b>Subtotal</b>		<b>\$287,712</b>	<b>\$28,840</b>	<b>\$0</b>	<b>\$258,872</b>
<b>2. Public Works</b>					
a. Paving 2023	30430003/40610	\$1,000,000	\$730,550	\$131,291	\$138,159
b. Retaining Wall - Brickyard Road	30430003/40610	\$250,000	\$10,202	\$4,912	\$234,886
c. Vehicles - 2 new pickup trucks	30430003/40720	\$122,400		\$122,400	\$0
d. Major Machinery & Equipment - Tiger Mower	30430003/40760	\$155,000		\$162,462	(\$7,462)
e. Property Improvement (Underground Fuel Tank Upgrade)	30430003/40801	\$11,675	\$10,651	\$1,024	\$0
<b>Subtotal</b>		<b>\$1,539,075</b>	<b>\$751,402</b>	<b>\$422,090</b>	<b>\$365,583</b>
<b>3. Parks &amp; Recreation</b>					
a. Winchester Heights Tennis Courts	30451003/40801	\$90,000	\$58,615	\$5,000	\$26,385
<b>Subtotal</b>		<b>\$90,000</b>	<b>\$58,615</b>	<b>\$5,000</b>	<b>\$26,385</b>
<b>Total 2023 Capital Expenditures</b>		<b>\$1,916,787</b>	<b>\$838,857</b>	<b>\$427,090</b>	<b>\$650,840</b>
<b><u>Prior Years Open Capital Projects</u></b>		<b><u>2021 &amp; 2022 PO</u></b>	<b><u>Paid In Prior</u></b>	<b><u>Encumbered/</u></b>	<b><u>Remaining</u></b>
		<b><u>Carry Forward</u></b>	<b><u>years</u></b>	<b><u>Req</u></b>	<b><u>PO Balance</u></b>
<b>1. Police</b>					
a. Police Vehicles (2022 Police Interceptor)	30410003/40720	\$95,824	\$0	\$95,824	\$0
		<b>\$95,824</b>	<b>\$0</b>	<b>\$95,824</b>	<b>\$0</b>
<b>2. Public Works (2022 Projects)</b>					
a. Ford F-550	30430003/40720	\$87,377	\$0	\$53,700	\$33,677
b. Wehr's Dam	30430003/40800	\$112,431	\$321,638	\$112,431	\$0
		<b>\$199,808</b>	<b>\$321,638</b>	<b>\$166,131</b>	<b>\$33,677</b>
<b>3. Parks &amp; Recreation (2021 &amp; 2022 Projects)</b>					
a. Jordan Creek Greenway Design/Permitting (Sections 35-45) \$150,000 Grant award (with Township match)	30451003/40973	\$156,183	\$38,856	\$113,833	\$42,350
b. Vistas Park Improvements	30451003/40981	\$49,935	\$27,065	\$21,944	\$27,807
		<b>\$206,118</b>	<b>\$65,921</b>	<b>\$135,777</b>	<b>\$70,157</b>
<b>Total 2021 &amp; 2022 Capital Expenditures</b>		<b>\$501,750</b>	<b>\$387,559</b>	<b>\$397,732</b>	<b>\$103,834</b>
<b>Total 2021-2023 Capital Expenditures</b>		<b>\$2,418,537</b>	<b>\$387,559</b>	<b>\$1,236,588</b>	<b>\$530,925</b>

## State Highway Aid Fund YTD September 2023

Net	Budget	Actual	% Budget
2023 State Highway Aid Fund Revenue	\$ 713,919.00	\$ 736,742.32	103.20%
2023 State Highway Aid Fund Expense	\$ 995,823.00	\$ 717,470.34	72.05%
	\$ (281,904.00)	\$ 19,271.98	

2023 Expenses are comprised of \$253,010.49 for Street Lighting, \$56,235.59 for Salt, \$169,069.42 for Street Construction, \$196,326.00 for a Freightliner Dump Truck; \$33,404.84 for Traffic Maintenance and \$8,614 for Bridge Wall.



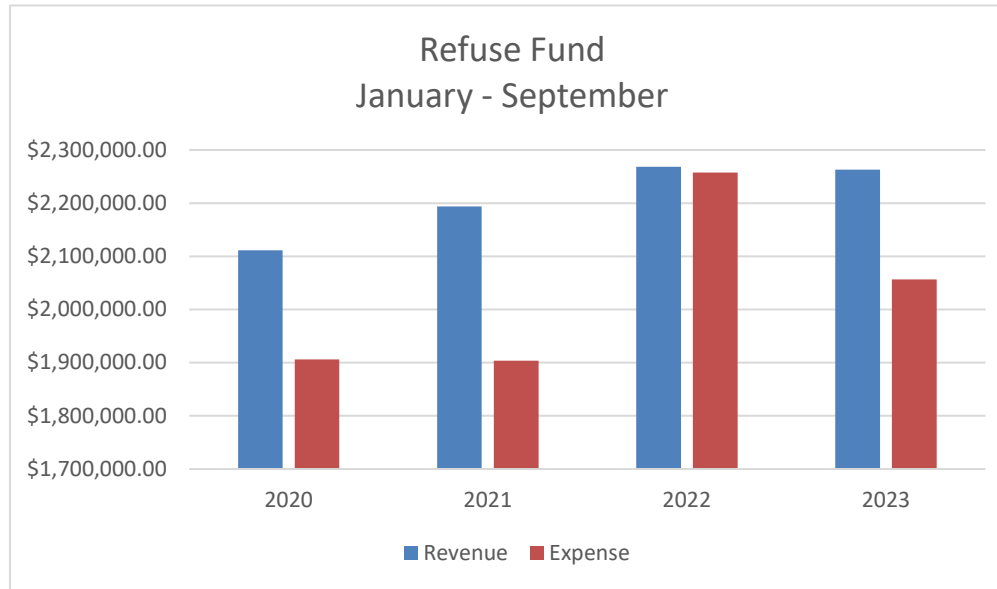
\*NOTE: Revenue for State Highway Aid is received between the end of March and the beginning of April each year.

\*\* Please note that the 2023 Expense Budget number now includes the 2022 rollover amounts now that we have closed 2022 in Munis.

**Refuse Fund  
YTD September 2023**

<b>Net</b>	<b>Budget</b>	<b>Actual</b>	<b>% Budget</b>
2023 Refuse Fund Revenue	\$ 2,941,126.00	\$ 2,263,088.90	76.95%
2023 Refuse Fund Expense	\$ 3,250,273.00	\$ 2,056,532.10	63.27%
	<u>\$ (309,147.00)</u>	<u>\$ 206,556.80</u>	

The 2023 expenses are comprised of mostly hauler fees in the amount of \$1,955,888.43. (September is an accrued amount that is 1/12 of the total year budget).



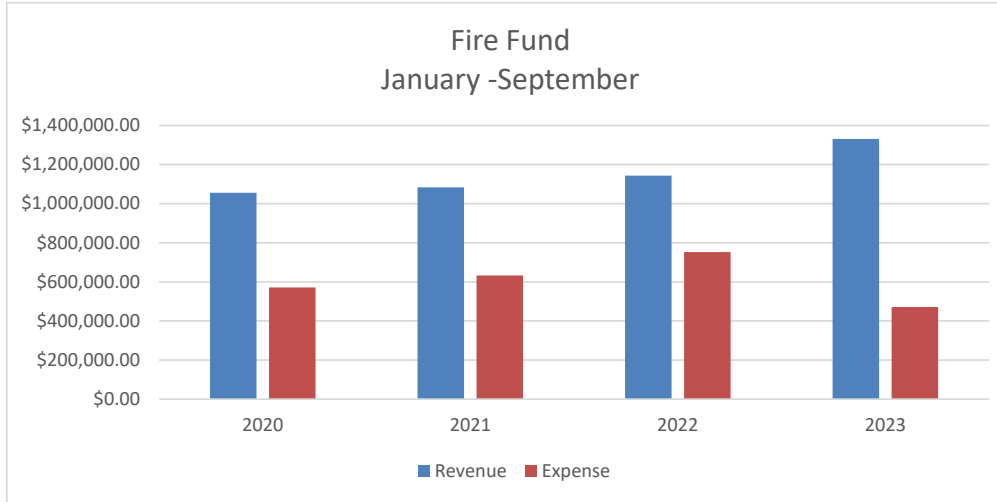
\*NOTE: On January 1, 2020 the Refuse rate went from \$70.00 per quarter to \$95.00 per quarter.

\*\* Please note that the 2023 Expense Budget number now includes the 2022 rollover amounts now that we have closed 2022 in Munis.

**Fire Fund  
YTD September 2023**

Net	Budget	Actual	% Budget
2023 Fire Fund Revenue	\$ 1,334,500.00	\$ 1,330,910.35	99.73%
2023 Fire Fund Expense	\$ 1,368,998.00	\$ 471,169.08	34.42%
	\$ (34,498.00)	\$ 859,741.27	

\*The 2023 Expenses include the cash transfers to Fire Fiscal & Apparatus accounts.



\*NOTE: Fire Taxes are due on May 31st.

\*\* Please note that the 2023 Expense Budget number now includes the 2022 rollover amounts now that we have closed 2022 in Munis.

**2023 Capital Expense Budget @ September 30, 2023 (Fire Fund)**

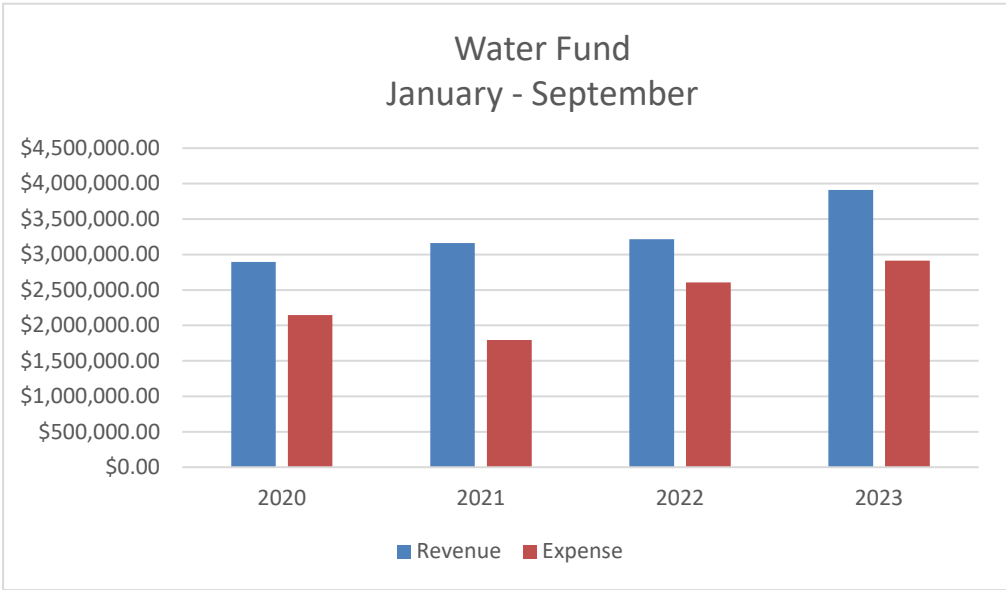
	<u>Final 2023 Budget</u>	<u>Paid in 2023</u>	<u>Encumbered/ Req</u>	<u>Remaining Budget</u>
<b>1. 2023 Fire Capital Projects</b>				
a. Cetronia - Bathrooms	\$10,357	\$3,565	\$6,792	\$0
	<u>2022 PO Carry Forward</u>	<u>Paid in 2023</u>	<u>Encumbered/ Req</u>	<u>Remaining PO Balance</u>
<b>2. 2022 Fire Capital Projects</b>				
a. Greenawalds & Woodlawn - Fire Hose	\$34,498	\$34,498	\$0	\$0
<b>Total</b>	<b>\$44,855</b>	<b>\$38,063</b>	<b>\$6,792</b>	<b>\$0</b>

**Water Fund  
YTD September 2023**

<b>Net</b>	<b>Budget</b>	<b>Actual</b>	<b>% Budget</b>
2023 Water Fund Revenue	\$ 4,831,250.00	\$ 3,910,917.71	80.95%
2023 Water Fund Expense	\$ 5,182,817.00	\$ 2,914,162.25	56.23%
	<u>\$ (351,567.00)</u>	<u>\$ 996,755.46</u>	

Water Metered Fees revenue is \$3,374,814.35 as of September 30, 2023.

Water Purchase Fees are \$960263.88, of which August & September are accrued amounts.



\*\* Please note that the 2023 Expense Budget number now includes the 2022 rollover amounts now that we have closed 2022 in Munis.



**Water Fund Revenues**  
**YTD September 2023**

<u>Category</u>	<u>YTD</u> <u>Through 9-30-2021</u>	<u>YTD</u> <u>Through 9-30-2022</u>	<u>YTD</u> <u>Through 9-30-2023</u>	<u>2023</u> <u>Budget</u>	<u>Variance to</u> <u>Budget 2023</u>
<b>Metered / Flat Sales Total</b>	2,814,328.96	2,945,221.26	<b>3,374,814.35</b>	4,536,000.00	1,161,185.65
<b>Grants and Gifts Total</b>	66,026.25	68,323.65	<b>66,653.76</b>	89,000.00	22,346.24
<b>Interest Income Total</b>	286.17	1,025.20	<b>96,318.63</b>	750.00	-80,902.38
<b>Other Income Total</b>	26,533.29	27,988.88	<b>8,325.00</b>	16,000.00	7,675.00
<b>Disc / Penalties / Fines Total</b>	4,100.28	8,734.32	<b>4,459.65</b>	4,500.00	40.35

**Water Fund Expenses  
YTD September 2023**

<u>Category</u>	<u>YTD Through 9-30-2023</u>	<u>2023 Budget</u>	<u>Remaining Budget</u>
Salaries / Benefits Total	515,088.38	874,924.42	359,836.04
Materials / Supplies Total	65,732.45	121,802.23	56,069.78
Services Total	304,732.44	507,426.75	202,694.31
Engineer Fees / Services Total	121,498.60	301,652.50	180,153.90
Solicitor Fees Total	0.00	15,000.00	15,000.00
Major Machinery Total	57,299.50	61,362.00	4,062.50
Equipment Rentals Total	0.00	2,000.00	2,000.00
Vehicles Total	0.00	0.00	0.00
Water Purchase Fees Total	960,263.88	2,355,880.01	1,395,616.13
Land / Building Improvements Total	88,692.67	39,875.00	-48,817.67
Debt Total	32,814.00	41,142.54	8,328.54
System Improvements Total	686,651.49	731,589.45	44,937.96
General Gov Expense Total	0.00	25,000.00	25,000.00
Insurance Total	33,449.97	40,000.00	6,550.03
Professional Development Total	4,916.98	7,800.00	2,883.02
Other Income Total	43,021.89	57,362.52	14,340.63
<b>Grand Total</b>	<b>2,914,162.25</b>	<b>5,182,817.42</b>	<b>2,268,655.17</b>

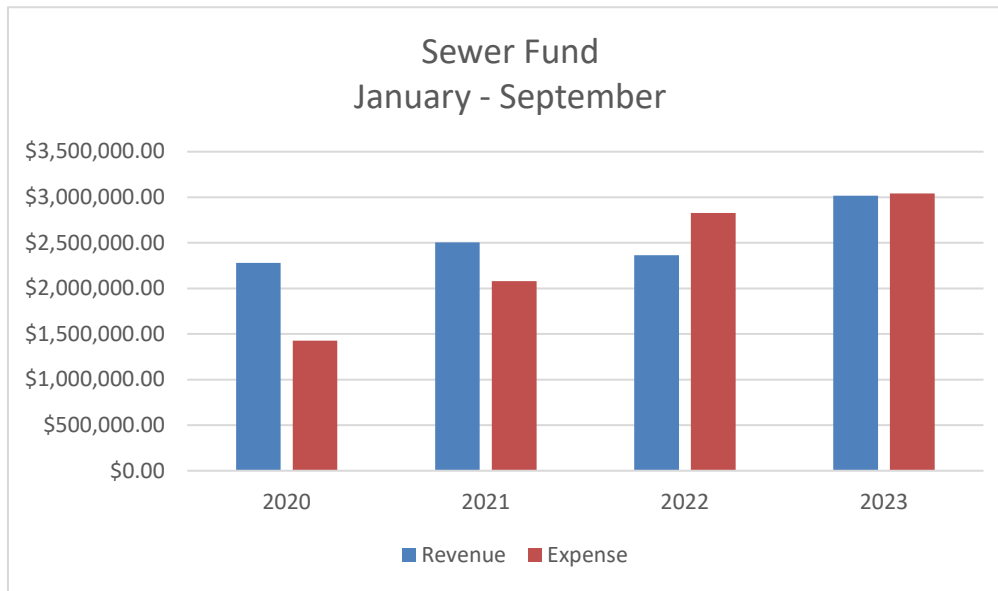
**Capital Expenses for Water Fund @ September 30, 2023**

	<u>Final 2023 Budget</u>	<u>Paid in 2023</u>	<u>Encumbered/ Req</u>	<u>Remaining Budget</u>
<b><u>2023 Water Fund Capital Expenses</u></b>				
a. Buildings	\$35,000	\$18,692	\$0	\$16,308
b. Water Station Maintenance	\$65,300	\$39,261	\$0	\$26,039
c. System Improvement	\$387,590	\$368,691	\$18,899	(\$0)
d. MajorMachinery & Equipment	\$10,000	\$9,938	\$0	\$63
<b>Subtotal</b>	<b>\$497,890</b>	<b>\$436,582</b>	<b>\$18,899</b>	<b>\$42,410</b>
<b><u>2022 Water Fund Capital Expenses</u></b>				
	<u>2022 PO Carry Forward</u>	<u>Paid in 2023</u>	<u>Encumbered/ Req</u>	<u>Remaining PO Balance</u>
a. Rebuild of Spare Jockey Pump	\$4,875	\$0	\$4,875	\$0
b. Well Shaft	\$70,000	\$70,000	\$0	\$0
c. Water Meters	\$30,000	\$20,134	\$0	\$9,866
d. Bridgeview Terrace Water Main Replacement	\$258,565	\$258,565	\$0	\$0
e. Ford F-250 Utility Body Truck	\$47,362	\$47,362	\$0	\$0
<b>Subtotal</b>	<b>\$410,802</b>	<b>\$396,061</b>	<b>\$4,875</b>	<b>\$9,866</b>
<b>Combined Total of Capital Expenses</b>	<b>\$908,692</b>	<b>\$832,643</b>	<b>\$23,774</b>	<b>\$52,275</b>

**Sewer Fund  
YTD September 2023**

<b>Net</b>	<b>Budget</b>	<b>Actual</b>	<b>% Budget</b>
2023 Sewer Fund Revenue	\$ 3,915,858.00	\$ 3,015,593.06	77.01%
2023 Sewer Fund Expense	\$ 4,427,084.00	\$ 3,041,604.67	68.70%
	<u>\$ (511,226.00)</u>	<u>\$ (26,011.61)</u>	

Sewer Metered and Flat Fees are \$2,356,017.17 as of September 30, 2023.  
Sewer Disposal Fees are \$1,354,176.19, of which July - September are accrued amounts.



\*\* Please note that the 2023 Expense Budget number now includes the 2022 rollover amounts now that we have closed 2022 in Munis.

**Sewer Fund Revenues**  
**YTD September 2023**

<u>Category</u>	<u>YTD</u> <u>Through 9-30-2021</u>	<u>YTD</u> <u>Through 9-30-2022</u>	<u>YTD</u> <u>Through 9-30-2023</u>	<u>2023</u> <u>Budget</u>	<u>Variance to</u> <u>Budget 2023</u>
<b>Metered / Flat Sales Total</b>	1,976,864.92	1,997,227.74	<b>2,356,017.17</b>	3,624,858.00	1,268,840.83
<b>Grants and Gifts Total</b>	44,461.63	54,874.56	<b>39,260.47</b>	74,000.00	34,739.53
<b>License / Permit Fees Total</b>	400.00	600.00	<b>400.00</b>	500.00	100.00
<b>Interest Checking Revenue Total</b>	0.00	0.00	<b>98,357.28</b>	0.00	-83,908.48
<b>Other Income Total</b>	12,620.00	5,700.00	<b>5,580.00</b>	5,000.00	-80.00
<b>Disc / Penalties / Fines Total</b>	1,388.16	8,018.68	<b>4,747.38</b>	4,000.00	-358.11

**Sewer Fund Expenses  
YTD September 2023**

<u>Category</u>	<u>YTD Through 9-30-2023</u>	<u>2023 Budget</u>	<u>Remaining Budget</u>
Salaries / Benefits Total	694,219.42	1,080,519.74	386,300.32
Materials / Supplies Total	23,570.08	40,992.00	17,421.92
Services Total	40,750.41	88,969.55	48,219.14
Engineer Fees / Services Total	40,575.45	79,000.00	38,424.55
Solicitor Fees Total	0.00	20,000.00	20,000.00
Major Machinery and Equipment Total	9,937.50	10,000.00	62.50
Equipment Rentals Total	194.36	2,000.00	1,805.64
Disposal Fees Total	1,354,176.19	2,025,127.08	670,950.89
Buildings Total	0.00	2,500.00	2,500.00
System Improvement Total	270,419.90	370,000.00	99,580.10
General Gov Expense Total	0.00	50,000.00	50,000.00
Insurance Total	1,424.97	1,900.00	475.03
Professional Development Total	1,101.00	4,400.00	3,299.00
EPA Total	562,213.50	594,313.50	32,100.00
Other Income Total	43,021.89	57,362.52	14,340.63
<b>Grand Total</b>	<b>3,041,604.67</b>	<b>4,427,084.39</b>	<b>1,385,479.72</b>

**Capital Expenses for Sewer Fund @ September 30, 2023**

	<u>Final 2023 Budget</u>	<u>Paid in 2023</u>	<u>Encumbered/ Req</u>	<u>Remaining Budget</u>
<b><u>2023 Sewer Fund Capital Expenses</u></b>				
a. EPA Sanitary Repairs	\$285,000	\$252,900	\$0	\$32,100
b. Water Station Maintenance	\$2,500	\$0	\$0	\$2,500
c. System Improvement	\$370,000	\$270,420	\$18,080	\$81,500
d. Major Machinery & Equipment	\$10,000	\$9,938	\$0	\$63
<b>Subtotal</b>	<b>\$667,500</b>	<b>\$533,257</b>	<b>\$18,080</b>	<b>\$116,163</b>
<b><u>2022 Sewer Fund Capital Expenses</u></b>				
	<u>2022 PO Carryforward</u>	<u>Paid in 2023</u>	<u>Encumbered/ Req</u>	<u>Remaining PO Balance</u>
a. Tilghman St. Bridge Utility Relocation	\$250,000	\$250,000	\$0	\$0
b. Cast In Place Repairs	\$60,000	\$59,314	\$687	\$0
<b>Subtotal</b>	<b>\$310,000</b>	<b>\$309,314</b>	<b>\$687</b>	<b>\$0</b>
<b>Combined Total of Capital Expenses</b>	<b>\$977,500</b>	<b>\$842,571</b>	<b>\$18,767</b>	<b>\$116,163</b>

**South Whitehall Township**  
**Bank Balances**

	September 30, 2023	September 30, 2022
Cash - General Fund	\$ 5,371,265.43	\$ 8,704,297.46
Cash - Fiscal Stability Fund	\$ 8,679,362.18	\$ 2,437,026.49
Cash - Capital Reserve Fund	\$ 1,534,973.54	\$ 616,526.90

**South Whitehall Township**  
**Water & Sewer**  
**Bank Balances**

	September 30,2023	September 30, 2022
Cash - Water Fund (Wells Fargo)	\$ 3,386,788.48	\$ 4,551,435.15
Cash - Water Fund (Neffs)	\$ -	\$ 556,877.94
Cash - Water Fund (Univest)	\$ 3,154,361.01	\$ -
Cash - Sewer Fund	\$ 2,146,922.93	\$ 5,406,869.24
Cash - Sewer Fund (Univest)	\$ 3,107,595.72	\$ -

# General Fund



# SOUTH WHITEHALL TOWNSHIP, PA



## BALANCE SHEET FOR 2023 9

FUND: 01 General Fund			NET CHANGE FOR PERIOD	ACCOUNT BALANCE
<b>ASSETS</b>				
01	10000	General Fund Checking	-494,937.28	5,442,986.64
01	10100	AP Checking	.00	29,048.49
01	10400	Escrow Sub Accounts Govt Banki	46,674.51	5,138,929.13
01	11000	Petty Cash	.00	1,000.00
01	11010	Credit Card Checking Cash	.00	600.00
01	12450	Revenue Accrual	-1,097,385.83	-239,833.19
01	13500	Due from Other Governments	.00	68,056.82
01	14001	Real Estate Tax Receivable	.00	108,857.77
01	14036	B P Tax Receivable	.00	4,513.84
01	14201	Del Real Estate Tax Receivable	.00	202,845.11
01	14530	Accounts Receivable	8,953.82	585,588.83
01	14533	Allowance for Bad Debts	.00	.75
01	14555	Earned Income/LST Tax Rec.	.00	167,542.24
01	14600	Cable Tax Receivable	.00	83,849.29
01	14700	Transfer Tax Receivable	.00	74,994.19
01	15500	Prepaid	-66,869.51	249,829.17
01	19000	Interfund Transfer	-371.47	4,529,292.83
01	19001	Due From Authority	.00	367,868.42
<b>TOTAL ASSETS</b>			<b>-1,603,935.76</b>	<b>16,815,970.33</b>
<b>LIABILITIES</b>				
01	20020	Accounts Payable	-29.45	-1,518.30
01	20025	Accounts Payable Accrual	.00	-19,318.63
01	24600	Accrued Compensation Payable	.00	100.00
01	24800	Escrow Payable	-31,129.48	-5,138,929.14
01	27003	Due to Payroll Fund	.00	65,112.28
01	28000	Def Inflow Unavail Prop Rev	.00	-185,194.06
01	28001	Def Inflow Unavail Rev Oth	.00	-650,319.88
01	29000	Interfund Transfer	.00	-365,946.74
01	29001	Due to Authority	.00	-38,444.00
01	29800	Deferred Rev.	900.00	9,975.00
<b>TOTAL LIABILITIES</b>			<b>-30,258.93</b>	<b>-6,324,483.47</b>
<b>FUND BALANCE</b>				
01	18300	Estimated Revenue Control	.00	17,825,146.37
01	18500	General Fund Revenue Control	-937,601.65	-16,870,052.07
01	27998	Fund Balance Adjustment	.00	4,549,053.23
01	27999	Fund Balance	.00	-10,079,956.94
01	29100	Encumbrance Control	-5,283.97	734,380.30
01	29200	Appropriation Control	.00	-19,879,665.78
01	29400	General Fund Expenditure Contr	2,571,796.34	11,909,468.92
01	29600	Budgetary Fund Balance Control	.00	2,054,519.41
01	29700	Fund Bal Reser for Encumbrance	5,283.97	-734,380.30
<b>TOTAL FUND BALANCE</b>			<b>1,634,194.69</b>	<b>-10,491,486.86</b>
<b>TOTAL LIABILITIES + FUND BALANCE</b>			<b>1,603,935.76</b>	<b>-16,815,970.33</b>

# SOUTH WHITEHALL TOWNSHIP, PA



## YTD BUDGET REVENUES SEPTEMBER 2023

FOR 2023 09

ACCOUNTS FOR:	ORIGINAL ESTIM REV	REVISED EST REV	ACTUAL YTD REVENUE	ACTUAL MTD REVENUE	REMAINING REVENUE	PCT COLL
01 General Fund						
<b>000 Undefined</b>						
01000009 30110 RETRev	-6,900,000	-6,900,000	-6,817,973.44	-24,520.70	-82,026.56	98.8%
01000009 30120 RETRefRev	3,000	3,000	2,756.15	.00	243.85	91.9%
01000009 30130 DeIRETRev	-110,000	-110,000	-115,253.37	-46,822.14	5,253.37	104.8%
01000009 30160 IrnRETRev	-50,000	-50,000	-32,890.13	-395.78	-17,109.87	65.8%
01000009 31010 RETTrRev	-875,000	-875,000	-580,281.97	-66,549.50	-294,718.03	66.3%
01000009 31021 EITRev	-3,900,000	-3,900,000	-3,451,976.17	-228,475.04	-448,023.83	88.5%
01000009 31036 BPTaxRev	-2,700,000	-2,700,000	-2,920,278.21	-85,660.26	220,278.21	108.2%
01000009 31038 BPTxReRev	5,000	5,000	.00	.00	5,000.00	.0%
01000009 31040 BPTxAgRev	-7,150	-7,150	-7,150.37	.00	.00	100.0%
01000009 31051 LoSerTxRev	-625,000	-625,000	-512,768.91	-170,000.00	-112,231.09	82.0%
01000009 31061 AdmTxRev	-1,650,000	-1,650,000	-1,536,876.88	-135,037.82	-113,123.12	93.1%
01000009 31902 PenRETRev	-15,000	-15,000	-3,420.45	-2,452.10	-11,579.55	22.8%
01000009 31913 IntBPRRev	-15,000	-15,000	-16,163.70	-6,308.12	1,163.70	107.8%
01000009 31914 PenBPRRev	-7,000	-7,000	-13,126.99	-4,234.39	6,126.99	187.5%
01000009 32132 JunkLicRev	-200	-200	-200.00	.00	.00	100.0%
01000009 32135 BevLicRev	-7,500	-7,500	-1,500.00	.00	-6,000.00	20.0%
01000009 32145 BPLicRev	-75,000	-75,000	-87,185.00	-105.00	12,185.00	116.2%
01000009 32180 CaTVTxRev	-325,000	-325,000	-234,038.83	-75,000.00	-90,961.17	72.0%
01000009 34101 IntChecRev	-1,500	-1,500	.00	.00	-1,500.00	.0%
01000009 35900 LGovTaxRev	-1,000	-1,000	-1,000.00	.00	.00	100.0%
01000009 36247 AmAdPerRev	-30	-30	-30.00	.00	.00	100.0%
01000009 36255 MiscellRev	-2,000	-2,000	-20,077.53	-1,588.86	18,077.53	1003.9%
01000009 36715 LibLease	-1	-1	-1.00	.00	.00	100.0%
01000009 36725 HeaIns	0	0	-65,613.00	.00	65,613.00	100.0%
01000009 37392 DisREOff	123,000	123,000	128,492.46	7.91	-5,492.46	104.5%
01000009 37394 CoChCoOff	4,000	4,000	3,037.50	.00	962.50	75.9%
01000009 37395 CoChRETOff	18,000	18,000	11,605.64	1,330.99	6,394.36	64.5%
01000009 37398 CoChEITOff	50,000	50,000	42,054.54	2,898.21	7,945.46	84.1%
01000009 39110 SaleFARev	-12,500	-12,500	-104,500.00	.00	92,000.00	836.0%
01001009 35400 GrantRev	-14,000	-14,000	-17,095.47	-17,095.47	3,095.47	122.1%
<b>TOTAL Undefined</b>	<b>-17,089,881</b>	<b>-17,089,881</b>	<b>-16,351,455.13</b>	<b>-860,008.07</b>	<b>-738,426.24</b>	<b>95.7%</b>

**YTD BUDGET REVENUES**  
**SEPTEMBER 2023**

FOR 2023 09

ACCOUNTS FOR: 01 General Fund	ORIGINAL ESTIM REV	REVISED EST REV	ACTUAL YTD REVENUE	ACTUAL MTD REVENUE	REMAINING REVENUE	PCT COLL
<b>410 Police</b>						
01006009 35400 GrantRev	-239,215	-239,215	-89,420.66	-52,247.50	-149,794.34	37.4%
01302009 35401 DARERev	0	0	-1,744.53	-694.10	1,744.53	100.0%
01410009 33111 VehCoViRev	-50,000	-50,000	-45,057.75	-3,577.27	-4,942.25	90.1%
01410009 33112 CriCodeRev	-8,000	-8,000	-8,310.68	-851.98	310.68	103.9%
01410009 33113 StaPolRev	-10,000	-10,000	-4,413.33	.00	-5,586.67	44.1%
01410009 36210 SpPolSeRev	-60,000	-60,000	-47,262.04	.00	-12,737.96	78.8%
01410009 36211 PolRepRev	-8,000	-8,000	-7,048.00	-653.00	-952.00	88.1%
01410009 36212 FalAlarRev	-10,000	-10,000	-3,750.00	-900.00	-6,250.00	37.5%
01410009 36255 MiscellRev	-2,500	-2,500	.00	.00	-2,500.00	.0%
<b>TOTAL Police</b>	<b>-387,715</b>	<b>-387,715</b>	<b>-207,006.99</b>	<b>-58,923.85</b>	<b>-180,708.01</b>	<b>53.4%</b>

**YTD BUDGET REVENUES**  
**SEPTEMBER 2023**

FOR 2023 09

ACCOUNTS FOR:	ORIGINAL ESTIM REV	REVISED EST REV	ACTUAL YTD REVENUE	ACTUAL MTD REVENUE	REMAINING REVENUE	PCT COLL
01 General Fund						
<b>430 Public Works - General Service</b>						
01430009 36252 WonPRev	-1,000	-1,000	.00	.00	-1,000.00	.0%
01430009 36255 MiscellRev	0	0	-150.00	-75.00	150.00	100.0%
01430009 36259 PennWinAgr	-8,000	-8,000	.00	.00	-8,000.00	.0%
TOTAL Public Works - General Serv	-9,000	-9,000	-150.00	-75.00	-8,850.00	1.7%

**YTD BUDGET REVENUES**  
**SEPTEMBER 2023**

FOR 2023 09

ACCOUNTS FOR:	ORIGINAL ESTIM REV	REVISED EST REV	ACTUAL YTD REVENUE	ACTUAL MTD REVENUE	REMAINING REVENUE	PCT COLL
01 General Fund						
<b>451 Recreation Administration</b>						
01451009 35400 GrantRev	-2,500	-2,500	.00	.00	-2,500.00	.0%
01451009 36714 PavRentRev	-15,000	-15,000	-20,340.00	-2,725.00	5,340.00	135.6%
01451009 36720 RecProgRev	-155,000	-155,000	-162,352.57	-201.75	7,352.57	104.7%
01451009 36721 Sponsors	-2,000	-2,000	-1,425.38	-799.98	-574.62	71.3%
01451009 36728 PHEAAREV	-3,000	-3,000	.00	.00	-3,000.00	.0%
TOTAL Recreation Administration	-177,500	-177,500	-184,117.95	-3,726.73	6,617.95	103.7%

**YTD BUDGET REVENUES**  
**SEPTEMBER 2023**

FOR 2023 09

ACCOUNTS FOR:	ORIGINAL ESTIM REV	REVISED EST REV	ACTUAL YTD REVENUE	ACTUAL MTD REVENUE	REMAINING REVENUE	PCT COLL
01 General Fund						
<b>460 Community Development</b>						
01303009 38317 TrImpCoRev	-15,000	-15,000	-3,300.00	.00	-11,700.00	22.0%
01460009 36133 ZonHBRev	-7,000	-7,000	-3,100.00	-750.00	-3,900.00	44.3%
01460009 36140 AllPlanFee	-25,000	-25,000	-24,250.00	-1,300.00	-750.00	97.0%
01460009 36220 FireCodRev	-8,000	-8,000	-6,200.00	-200.00	-1,800.00	77.5%
01460009 36240 ACT157FEES	-1,500	-1,500	-2,502.00	-468.00	1,002.00	166.8%
01460009 36241 NonResApp	-14,000	-14,000	-11,000.00	-700.00	-3,000.00	78.6%
01460009 36242 NonResIssu	-12,000	-12,000	-23,300.00	-7,525.00	11,300.00	194.2%
01460009 36244 SeDisPerRe	-250	-250	-50.00	.00	-200.00	20.0%
01460009 36245 ROWPermits	-17,000	-17,000	-9,400.00	-375.00	-7,600.00	55.3%
01460009 36246 ResAppFees	-30,000	-30,000	-24,500.00	-2,350.00	-5,500.00	81.7%
01460009 36248 ResIssFees	-30,000	-30,000	-18,700.00	-1,200.00	-11,300.00	62.3%
01460009 36250 PluLicRev	-1,000	-1,000	-620.00	.00	-380.00	62.0%
01460009 36260 SpFlHaPer	-300	-300	-400.00	.00	100.00	133.3%
TOTAL Community Development	-161,050	-161,050	-127,322.00	-14,868.00	-33,728.00	79.1%
TOTAL General Fund	-17,825,146	-17,825,146	-16,870,052.07	-937,601.65	-955,094.30	94.6%
TOTAL REVENUES	-17,825,146	-17,825,146	-16,870,052.07	-937,601.65	-955,094.30	

**YTD BUDGET EXPENSES**  
**SEPTEMBER 2023**

FOR 2023 09

ACCOUNTS FOR:	ORIGINAL	REVISED					AVAILABLE	PCT
01 General Fund	APPROP	BUDGET	YTD EXPENDED	MTD EXPENDED	ENC/REQ	BUDGET	USED	
<b>400 Legislative</b>								
01400001 40105 SalWagElec	20,625	20,625	15,468.75	5,156.25	.00	5,156.25	75.0%	
01400002 45001 CIParkSen	1,000	1,000	1,000.00	.00	.00	.00	100.0%	
01400002 45002 MeaLowheel	6,000	6,000	6,000.00	.00	.00	.00	100.0%	
01400002 45004 LHConSen	1,000	1,000	1,000.00	.00	.00	.00	100.0%	
01400002 45006 CetSenCiti	1,000	1,000	1,000.00	.00	.00	.00	100.0%	
01400002 45009 TreatTren	1,500	1,500	1,500.00	.00	.00	.00	100.0%	
01400002 45011 ParkElemWr	500	500	-500.00	.00	.00	1,000.00	-100.0%	
01400002 45013 NP Good Se	0	0	1,050.00	1,050.00	.00	-1,050.00	100.0%	
01400002 45014 PocWildReh	500	500	500.00	.00	.00	.00	100.0%	
01400002 45015 TPLV	1,500	1,500	1,500.00	.00	.00	.00	100.0%	
TOTAL Legislative	33,625	33,625	28,518.75	6,206.25	.00	5,106.25	84.8%	

**YTD BUDGET EXPENSES**  
**SEPTEMBER 2023**

FOR 2023 09

ACCOUNTS FOR:	ORIGINAL	REVISED					AVAILABLE	PCT
01 General Fund	APPROP	BUDGET	YTD EXPENDED	MTD EXPENDED	ENC/REQ	BUDGET	USED	
<b>401 Executive</b>								
01401001 40112 Wages	234,312	234,312	158,581.79	20,457.39	.00	75,730.43	67.7%	
01401001 40113 SpAlloc	-16,474	-16,474	.00	.00	.00	-16,474.02	.0%	
01401001 40172 HolidayPay	0	0	4,582.57	1,088.53	.00	-4,582.57	100.0%	
01401001 40184 AttendInc	2,625	2,625	1,867.79	.00	.00	757.21	71.2%	
01401001 40188 PTO	0	0	8,140.92	921.84	.00	-8,140.92	100.0%	
01401001 40221 BEREAV	0	0	451.61	.00	.00	-451.61	100.0%	
01401002 40229 MealFood	500	500	.00	.00	.00	500.00	.0%	
01401002 40321 TeleChrg	4,200	4,200	1,392.79	.00	.00	2,807.21	33.2%	
01401002 40420 DueSubMem	2,000	2,000	2,024.00	.00	.00	-24.00	101.2%	
01401002 40460 ContEduc	3,750	3,750	1,290.97	.00	.00	2,459.03	34.4%	
01401002 40573 GenGovtExp	500	500	60.00	.00	.00	440.00	12.0%	
<b>TOTAL Executive</b>	<b>231,413</b>	<b>231,413</b>	<b>178,392.44</b>	<b>22,467.76</b>	<b>.00</b>	<b>53,020.76</b>	<b>77.1%</b>	



**YTD BUDGET EXPENSES**  
**SEPTEMBER 2023**

FOR 2023 09

ACCOUNTS FOR:	ORIGINAL	REVISED					AVAILABLE	PCT
01 General Fund	APPROP	BUDGET	YTD EXPENDED	MTD EXPENDED	ENC/REQ	BUDGET	USED	
<b>402 Finance</b>								
01402001 40112 Wages	319,003	319,003	145,502.29	18,626.96	.00	173,500.59	45.6%	
01402001 40113 SpAlloc	-94,166	-94,166	.00	.00	.00	-94,165.70	.0%	
01402001 40115 SalWagPT	20,000	20,000	17,209.85	2,475.10	.00	2,790.15	86.0%	
01402001 40172 HolidayPay	0	0	5,562.42	903.54	.00	-5,562.42	100.0%	
01402001 40177 Sick Pay	0	0	24,171.61	2,316.79	.00	-24,171.61	100.0%	
01402001 40180 OT Pay	2,500	2,500	62.66	.00	.00	2,437.34	2.5%	
01402001 40184 AttendInc	7,300	7,300	3,925.00	.00	.00	3,375.00	53.8%	
01402001 40188 PTO	0	0	12,148.85	1,975.48	.00	-12,148.85	100.0%	
01402001 40189 WC Offset	0	0	-10,747.96	.00	.00	10,747.96	100.0%	
01402001 40221 BEREAV	0	0	296.72	.00	.00	-296.72	100.0%	
01402002 40229 MealFood	500	500	.00	.00	.00	500.00	.0%	
01402002 40315 TxAppHOff	1,000	1,000	.00	.00	.00	1,000.00	.0%	
01402002 40321 TeleChrg	540	540	181.14	.00	.00	358.86	33.5%	
01402002 40331 Travel	3,000	3,000	1,406.55	.00	.00	1,593.45	46.9%	
01402002 40420 DueSubMem	1,000	1,000	195.00	.00	.00	805.00	19.5%	
01402002 40450 ContrSrv	50,000	76,400	32,028.45	.00	9,000.00	35,371.55	53.7%	
01402002 40460 ContEduc	5,000	5,000	900.00	.00	.00	4,100.00	18.0%	
01402002 40760 MinMachEqu	2,500	2,500	1,976.48	.00	.00	523.52	79.1%	
<b>TOTAL Finance</b>	<b>318,177</b>	<b>344,577</b>	<b>234,819.06</b>	<b>26,297.87</b>	<b>9,000.00</b>	<b>100,758.12</b>	<b>70.8%</b>	

**YTD BUDGET EXPENSES**  
**SEPTEMBER 2023**

FOR 2023 09

ACCOUNTS FOR:	ORIGINAL	REVISED	YTD EXPENDED		MTD EXPENDED	ENC/REQ	AVAILABLE	PCT
01 General Fund	APPROP	BUDGET					BUDGET	USED
<b>403 Treasurer/ Tax Collector</b>								
01403001 40105 SalWagElec	10,000	10,000	7,600.00		1,000.00	.00	2,400.00	76.0%
01403002 40215 Postage	4,500	4,500	4,500.00		.00	.00	.00	100.0%
01403002 40375 Bond	1,000	1,000	828.60		370.34	.00	171.40	82.9%
01403002 40450 ContrSrv	6,000	6,000	5,905.18		.00	.00	94.82	98.4%
TOTAL Treasurer/ Tax Collector	21,500	21,500	18,833.78		1,370.34	.00	2,666.22	87.6%

**YTD BUDGET EXPENSES**  
**SEPTEMBER 2023**

FOR 2023 09

ACCOUNTS FOR:	ORIGINAL	REVISED			AVAILABLE	PCT
01 General Fund	APPROP	BUDGET	YTD EXPENDED	MTD EXPENDED	BUDGET	USED
<b>404 Solicitor/Legal Services</b>						
01404102 40197 Pension	20,000	20,000	9,560.00	885.00	10,440.00	47.8%
01404102 40573 GenGovtExp	170,000	170,000	64,368.25	8,896.50	105,631.75	37.9%
01404102 40937 MeetPrepEx	35,000	35,000	19,762.75	2,810.75	15,237.25	56.5%
01404102 40939 ZoningExp	50,000	50,000	67,614.20	.00	-17,614.20	135.2%
01404102 40940 SubdivBill	125,000	125,000	127,684.78	315.00	-2,684.78	102.1%
01404102 40941 SubdivReim	-125,000	-125,000	-112,498.20	-10,489.45	-12,501.80	90.0%
01404102 40946 Grievance	5,000	5,000	.00	.00	5,000.00	.0%
01404102 40948 Arbitrat	5,000	5,000	1,100.50	.00	3,899.50	22.0%
01404102 40949 Litigat	20,000	20,000	10,450.86	1,173.50	9,549.14	52.3%
01404102 40950 Collect	2,000	2,000	291.00	291.00	1,709.00	14.6%
01404102 40952 Codificat	10,000	10,000	1,195.00	.00	8,805.00	12.0%
01404102 40953 LaborExp	75,000	75,000	5,572.87	-5,599.50	69,427.13	7.4%
01404102 40955 CivilServ	15,000	15,000	9,228.00	5,747.00	5,772.00	61.5%
01404102 40956 TaxAppeal	1,500	1,500	143.50	.00	1,356.50	9.6%
01404102 40958 Ordinances	15,000	15,000	14,596.00	2,627.00	404.00	97.3%
TOTAL Solicitor/Legal Services	423,500	423,500	219,069.51	6,656.80	204,430.49	51.7%

**YTD BUDGET EXPENSES**  
**SEPTEMBER 2023**

FOR 2023 09

ACCOUNTS FOR:	ORIGINAL	REVISED					AVAILABLE	PCT
01 General Fund	APPROP	BUDGET	YTD EXPENDED	MTD EXPENDED	ENC/REQ	BUDGET	USED	
<b>405 Human Resources</b>								
01405001 40112 Wages	132,345	132,345	68,309.90	10,700.15	.00	64,034.76	51.6%	
01405001 40113 Spec Allo	-7,352	-7,352	.00	.00	.00	-7,352.48	.0%	
01405001 40172 HolidayPay	0	0	2,724.60	498.50	.00	-2,724.60	100.0%	
01405001 40177 Sick Pay	0	0	1,080.00	270.00	.00	-1,080.00	100.0%	
01405001 40184 AttendInc	1,125	1,125	187.49	.00	.00	937.51	16.7%	
01405001 40188 PTO	0	0	12,417.80	1,168.72	.00	-12,417.80	100.0%	
01405002 40460 ContEduc	10,000	10,000	2,888.78	1,628.00	.00	7,111.22	28.9%	
01405002 40571 EmpEvent	5,000	5,000	3,370.09	1,161.13	.00	1,629.91	67.4%	
01405002 40796 RecruitExp	1,000	1,000	660.50	.00	.00	339.50	66.1%	
<b>TOTAL Human Resources</b>	<b>142,117</b>	<b>142,117</b>	<b>91,639.16</b>	<b>15,426.50</b>	<b>.00</b>	<b>50,478.02</b>	<b>64.5%</b>	

# SOUTH WHITEHALL TOWNSHIP, PA



## YTD BUDGET EXPENSES SEPTEMBER 2023

FOR 2023 09

ACCOUNTS	FOR:		ORIGINAL	REVISED				AVAILABLE	PCT
01	General	Fund	APPROP	BUDGET	YTD EXPENDED	MTD EXPENDED	ENC/REQ	BUDGET	USED
<b>406 Administrative</b>									
01406001	40192	FICAEmploy	186,166	186,166	123,729.33	15,912.00	.00	62,436.22	66.5%
01406001	40195	WorkComIns	186,750	186,750	107,230.25	18,246.59	.00	79,519.75	57.4%
01406001	40196	HealthIns	569,504	569,504	378,503.87	43,288.91	3,000.00	187,999.83	67.0%
01406001	40197	Pension	2,911,312	2,911,312	1,185.68	-80.00	.00	2,910,126.32	.0%
01406001	40198	Dental	19,640	19,640	14,394.32	1,681.56	.00	5,245.22	73.3%
01406001	40199	Life Ins	13,557	13,557	8,443.77	959.11	.00	5,113.56	62.3%
01406001	40901	Thrift Sav	42,000	42,000	34,070.45	2,132.42	.00	7,929.55	81.1%
01406001	40917	CobraReim	-10,000	-10,000	-7,606.16	-950.77	.00	-2,393.84	76.1%
01406001	40932	PenReimWat	-142,718	-142,718	.00	.00	.00	-142,718.00	.0%
01406001	40933	PenReimSew	-142,718	-142,718	.00	.00	.00	-142,718.00	.0%
01406001	40934	StaPenReim	-650,000	-650,000	-815,904.35	-815,904.35	.00	165,904.35	125.5%
01406002	40194	UnemplComp	10,000	10,000	.00	.00	.00	10,000.00	.0%
01406002	40210	Offc Suppl	8,000	8,351	3,593.15	1,727.07	4,003.26	754.22	91.0%
01406002	40213	ComCopSupp	22,000	22,338	13,599.77	1,312.89	7,377.73	1,360.01	93.9%
01406002	40215	Postage	18,000	18,000	21,289.66	-1,944.81	.00	-3,289.66	118.3%
01406002	40218	MiscExp	500	500	94.47	.00	.00	405.53	18.9%
01406002	40310	ProfSrv	50,000	50,000	5,506.00	.00	.00	44,494.00	11.0%
01406002	40311	AccAudSrv	50,000	74,250	52,100.00	.00	22,150.00	.00	100.0%
01406002	40317	AnswerSrv	3,900	4,102	2,070.80	284.45	1,931.37	100.00	97.6%
01406002	40321	TeleChrg	24,000	29,363	23,546.58	2,109.59	6,140.82	-324.20	101.1%
01406002	40326	EquipLease	36,000	36,046	19,751.43	1,759.49	7,769.33	8,525.47	76.3%
01406002	40331	Travel	500	500	.00	.00	.00	500.00	.0%
01406002	40334	FrExpChg	500	500	436.15	-23.50	.00	63.85	87.2%
01406002	40341	AdvPr	24,000	24,000	13,773.18	1,761.79	7,881.95	2,344.87	90.2%
01406002	40342	Printing	5,000	5,000	3,277.96	492.85	1,110.44	611.60	87.8%
01406002	40350	RateResDed	10,000	10,000	.00	.00	.00	10,000.00	.0%
01406002	40372	InsRepairs	50,000	50,000	8,869.74	628.23	.00	41,130.26	17.7%
01406002	40373	InsReimbur	-50,000	-50,000	-25,946.58	-18,185.06	.00	-24,053.42	51.9%
01406002	40374	WCInsAud	20,000	20,000	24,949.00	.00	.00	-4,949.00	124.7%
01406002	40378	INSOPEX	600,000	600,000	383,756.41	42,339.99	.00	216,243.59	64.0%
01406002	40420	DueSubMem	1,000	1,000	849.88	-39.00	.00	150.12	85.0%
01406002	40450	ContrSrv	10,000	10,500	3,057.64	252.64	1,781.49	5,661.13	46.1%
01406002	40571	EmpEvent	1,500	1,500	1,042.24	.00	36.79	420.97	71.9%
01406002	40573	GenGovtExp	3,000	3,000	498.85	80.00	.00	2,501.15	16.6%
01406002	40760	MinMachEqu	1,000	1,000	434.34	.00	.00	565.66	43.4%
01406002	40905	SupWatReim	-3,750	-3,750	-2,812.50	-937.50	.00	-937.50	75.0%
01406002	40906	SupSewReim	-3,750	-3,750	-2,812.50	-937.50	.00	-937.50	75.0%
01406002	40912	CommWaReim	-2,988	-2,988	-2,240.64	-746.88	.00	-746.86	75.0%
01406002	40913	CommSeReim	-2,988	-2,988	-2,240.64	-746.88	.00	-746.86	75.0%
01406002	40915	MedPhysica	500	500	29.00	.00	.00	471.00	5.8%

**YTD BUDGET EXPENSES**  
**SEPTEMBER 2023**

FOR 2023 09

ACCOUNTS FOR: 01	General Fund	ORIGINAL APPROP	REVISED BUDGET	YTD EXPENDED	MTD EXPENDED	ENC/REQ	AVAILABLE BUDGET	PCT USED
01406002	49000 IntFundTra	3,073,600	3,073,600	3,081,928.80	1,973,463.07	.00	-8,328.54	100.3%
	TOTAL Administrative	6,943,017	6,974,067	3,472,449.35	1,267,936.40	63,183.18	3,438,434.85	50.7%

**YTD BUDGET EXPENSES**  
**SEPTEMBER 2023**

FOR 2023 09

ACCOUNTS FOR:	ORIGINAL	REVISED					AVAILABLE	PCT
01 General Fund	APPROP	BUDGET	YTD EXPENDED	MTD EXPENDED	ENC/REQ	BUDGET	USED	
<b>407 Information Technology</b>								
01407001 40112 SalWagFT	78,613	78,613	51,138.78	7,135.64	.00	27,473.91	65.1%	
01407001 40172 HolidayPay	0	0	1,814.16	302.36	.00	-1,814.16	100.0%	
01407001 40177 Sick Pay	0	0	1,814.15	.00	.00	-1,814.15	100.0%	
01407001 40180 OT Pay	1,000	1,000	.00	.00	.00	1,000.00	.0%	
01407001 40184 AttendInc	1,250	1,250	1,250.00	.00	.00	.00	100.0%	
01407001 40188 PTO	0	0	2,701.08	141.10	.00	-2,701.08	100.0%	
01407002 40325 InternFees	12,500	13,152	9,785.78	983.08	2,952.49	413.91	96.9%	
01407002 40370 MainSerRep	15,000	15,000	.00	.00	.00	15,000.00	.0%	
01407002 40382 ITWatReimb	-39,625	-39,625	-29,718.75	-9,906.25	.00	-9,906.25	75.0%	
01407002 40383 ITSeWReimb	-39,625	-39,625	-29,718.75	-9,906.25	.00	-9,906.25	75.0%	
01407002 40452 ContITNeSr	662,884	674,619	370,654.14	21,816.27	183,426.81	120,538.24	82.1%	
01407002 40460 ContEduc	3,000	3,000	.00	.00	.00	3,000.00	.0%	
01407002 40760 MinMachEqu	20,000	20,000	7,300.21	305.85	.00	12,699.79	36.5%	
<b>TOTAL Information Technology</b>	<b>714,997</b>	<b>727,384</b>	<b>387,020.80</b>	<b>10,871.80</b>	<b>186,379.30</b>	<b>153,983.96</b>	<b>78.8%</b>	

**YTD BUDGET EXPENSES**  
**SEPTEMBER 2023**

FOR 2023 09

ACCOUNTS FOR:	ORIGINAL APPROP	REVISED BUDGET	YTD EXPENDED	MTD EXPENDED	ENC/REQ	AVAILABLE BUDGET	PCT USED
01 General Fund							
<b>409 Engineering</b>							
01409102 40573 GenGovtExp	100,000	102,800	83,839.37	3,410.86	.00	18,960.63	81.6%
01409102 40940 SubdivBill	800,000	800,000	580,369.99	89,373.72	.00	219,630.01	72.5%
01409102 40941 SubdivReim	-800,000	-800,000	-579,690.30	-93,199.86	.00	-220,309.70	72.5%
TOTAL Engineering	100,000	102,800	84,519.06	-415.28	.00	18,280.94	82.2%



# SOUTH WHITEHALL TOWNSHIP, PA



## YTD BUDGET EXPENSES SEPTEMBER 2023

FOR 2023 09

ACCOUNTS	FOR:		ORIGINAL	REVISED	YTD EXPENDED	MTD EXPENDED	ENC/REQ	AVAILABLE	PCT
01	General	Fund	APPROP	BUDGET				BUDGET	USED
<b>410 Police</b>									
01410001	40112	Wages	338,137	338,137	220,728.69	30,537.70	.00	117,408.51	65.3%
01410001	40172	HolidayPay	0	0	6,880.61	1,323.25	.00	-6,880.61	100.0%
01410001	40177	Sick Pay	0	0	1,602.62	.00	.00	-1,602.62	100.0%
01410001	40179	Long Pay	5,400	5,400	2,100.00	.00	.00	3,300.00	38.9%
01410001	40180	OT Pay	2,000	2,000	.00	.00	.00	2,000.00	.0%
01410001	40184	AttendInc	5,000	5,000	2,500.00	.00	.00	2,500.00	50.0%
01410001	40188	PTO	0	0	12,642.73	983.77	.00	-12,642.73	100.0%
01410001	40221	BEREAV	0	0	678.10	510.81	.00	-678.10	100.0%
01410002	40228	K9Supp	12,000	12,000	4,627.35	440.97	4,000.00	3,372.65	71.9%
01410002	40229	MealFood	2,000	2,000	1,121.53	87.99	.00	878.47	56.1%
01410002	40230	Fuels	68,000	68,000	49,969.10	14,828.23	26,036.27	-8,005.37	111.8%
01410002	40238	UnifCloth	45,000	45,299	37,653.53	7,802.42	8,135.50	-490.03	101.1%
01410002	40241	GenGovSup	11,000	11,000	7,578.11	2,683.32	.00	3,421.89	68.9%
01410002	40260	SmToMiPurc	15,000	27,405	5,856.08	.00	15,038.00	6,511.36	76.2%
01410002	40310	Profsrv	3,000	3,000	213.54	.00	.00	2,786.46	7.1%
01410002	40316	TestFees	3,000	3,000	3,000.00	3,000.00	.00	.00	100.0%
01410002	40321	TeleChrg	26,500	26,500	14,036.37	.00	4,500.00	7,963.63	69.9%
01410002	40327	RadEqMaint	2,500	2,500	2,593.06	777.78	.00	-93.06	103.7%
01410002	40331	Travel	3,000	3,000	1,077.68	111.80	.00	1,922.32	35.9%
01410002	40334	FrExpChg	0	0	16.31	.00	.00	-16.31	100.0%
01410002	40339	CriInvExp	3,000	3,000	866.20	25.00	.00	2,133.80	28.9%
01410002	40340	MERTEXP	5,000	5,000	1,297.00	580.50	.00	3,703.00	25.9%
01410002	40345	DUIChcExp	239,215	239,215	89,651.57	27,680.71	.00	149,563.43	37.5%
01410002	40420	DueSubMem	10,000	10,000	9,081.47	1,152.90	.00	918.53	90.8%
01410002	40440	LaunUnClSr	8,500	8,500	5,408.40	.00	2,983.80	107.80	98.7%
01410002	40450	ContrSrv	16,000	16,830	10,701.67	612.00	6,035.00	93.33	99.4%
01410002	40462	Train Exp	35,000	35,000	16,521.70	2,933.05	8,100.00	10,378.30	70.3%
01410002	40760	MinMachEqu	15,000	18,456	3,358.00	.00	98.00	15,000.00	18.7%
01410002	40781	PubRelExp	16,000	16,000	10,808.75	1,320.06	.00	5,191.25	67.6%
01410002	40784	HerHelpers	5,000	5,000	.00	.00	.00	5,000.00	.0%
01410002	40789	LifeSaver	2,000	2,000	1,384.77	.00	.00	615.23	69.2%
01410002	40790	NNOutExp	2,000	2,000	1,128.15	.00	.00	871.85	56.4%
01410002	40796	RecruitExp	20,000	20,000	889.80	.00	.00	19,110.20	4.4%
01410002	40797	WeapAmm	75,000	97,113	55,224.87	8,564.83	40,303.60	1,584.77	98.4%
01410002	40915	MedPhysica	3,000	3,000	795.00	.00	.00	2,205.00	26.5%
01410201	40112	wages	3,610,949	3,610,949	2,022,125.22	327,666.82	.00	1,588,823.39	56.0%
01410201	40113	SpAlloc	-275,000	-275,000	-216,848.30	.00	.00	-58,151.70	78.9%
01410201	40171	Vacatn Pay	0	0	187,015.01	19,423.47	.00	-187,015.01	100.0%
01410201	40172	HolidayPay	100,000	100,000	131,115.33	23,997.22	.00	-31,115.33	131.1%
01410201	40174	TrainPay	0	0	141,560.11	17,404.00	.00	-141,560.11	100.0%

**YTD BUDGET EXPENSES**  
**SEPTEMBER 2023**

FOR 2023 09

ACCOUNTS 01	FOR: General	Fund	ORIGINAL APPROP	REVISED BUDGET	YTD EXPENDED	MTD EXPENDED	ENC/REQ	AVAILABLE BUDGET	PCT USED
01410201	40176	PersonlPay	0	0	18,438.82	1,314.11	.00	-18,438.82	100.0%
01410201	40177	Sick Pay	0	0	5,127.17	1,311.12	.00	-5,127.17	100.0%
01410201	40179	Long Pay	38,300	38,300	30,100.00	6,900.00	.00	8,200.00	78.6%
01410201	40180	OT Pay	250,000	250,000	193,873.41	41,611.35	.00	56,126.59	77.5%
01410201	40181	Court OT	15,000	15,000	17,389.94	2,230.00	.00	-2,389.94	115.9%
01410201	40184	AttendInc	61,500	61,500	51,149.04	.00	.00	10,350.96	83.2%
01410201	40187	CompTimPay	0	0	93,186.09	15,174.52	.00	-93,186.09	100.0%
01410201	40221	BEREAV	0	0	1,753.31	.00	.00	-1,753.31	100.0%
01410201	40461	ContEdReim	26,000	26,000	3,816.00	.00	.00	22,184.00	14.7%
01410202	40229	MealFood	0	0	40.71	.00	.00	-40.71	100.0%
01410701	40192	FICAemploy	307,090	307,090	226,561.15	36,026.67	.00	80,528.87	73.8%
01410701	40196	HealthIns	800,160	800,160	539,296.59	61,131.56	.00	260,863.13	67.4%
01410701	40198	Dental	25,702	25,702	15,683.67	1,691.41	.00	10,017.87	61.0%
01410701	40199	Life Ins	22,726	22,726	15,320.78	1,695.72	.00	7,405.13	67.4%
01410701	40901	Thrift Sav	76,000	76,000	65,360.00	3,000.00	.00	10,640.00	86.0%
01410701	40921	PostRetHea	24,000	24,000	11,795.91	1,079.46	.00	12,204.09	49.1%
TOTAL Police			6,078,678	6,117,782	4,135,852.72	667,614.52	115,230.17	1,866,698.79	69.5%

**YTD BUDGET EXPENSES**  
**SEPTEMBER 2023**

FOR 2023 09

ACCOUNTS FOR:	ORIGINAL	REVISED					AVAILABLE	PCT
01 General Fund	APPROP	BUDGET	YTD EXPENDED	MTD EXPENDED	ENC/REQ	BUDGET	USED	
<b>411 Fire</b>								
01411001 40112 SalWagFT	155,806	155,806	32,912.42	4,383.52	.00	122,893.49	21.1%	
01411001 40172 HolidayPay	0	0	1,498.97	180.15	.00	-1,498.97	100.0%	
01411001 40177 Sick Pay	0	0	4,180.72	.00	.00	-4,180.72	100.0%	
01411001 40180 OT Pay	1,000	1,000	1,972.63	.00	.00	-972.63	197.3%	
01411001 40184 AttendInc	1,875	1,875	625.00	.00	.00	1,250.00	33.3%	
01411001 40188 PTO	0	0	7,236.41	180.15	.00	-7,236.41	100.0%	
01411002 40935 FireRelExp	0	0	181,874.45	181,874.45	.00	-181,874.45	100.0%	
TOTAL Fire	158,681	158,681	230,300.60	186,618.27	.00	-71,619.69	145.1%	

**YTD BUDGET EXPENSES**  
**SEPTEMBER 2023**

FOR 2023 09

ACCOUNTS FOR: 01	General Fund	ORIGINAL APPROP	REVISED BUDGET	YTD EXPENDED	MTD EXPENDED	ENC/REQ	AVAILABLE BUDGET	PCT USED
<b>412 Ambulance/Rescue</b>								
01412002	40792 Contribut	30,000	30,000	30,000.00	.00	.00	.00	100.0%
	TOTAL Ambulance/Rescue	30,000	30,000	30,000.00	.00	.00	.00	100.0%

**YTD BUDGET EXPENSES**  
**SEPTEMBER 2023**

FOR 2023 09

ACCOUNTS FOR:	ORIGINAL	REVISED					AVAILABLE	PCT
01 General Fund	APPROP	BUDGET	YTD EXPENDED	MTD EXPENDED	ENC/REQ	BUDGET	USED	
<b>415 Emergency Management</b>								
01415001 40110 SalWagApp	5,000	5,000	3,750.00	1,250.00	.00	1,250.00	75.0%	
01415001 40117 SalWagSeas	1,000	1,000	.00	.00	.00	1,000.00	.0%	
01415002 40238 UnifCloth	1,000	1,000	.00	.00	.00	1,000.00	.0%	
01415002 40240 GenGovMat	3,500	3,500	1,929.19	305.89	.00	1,570.81	55.1%	
01415002 40260 SmToMiPurc	2,000	2,000	258.00	258.00	.00	1,742.00	12.9%	
01415002 40328 RadEqInsta	5,500	5,500	592.50	.00	.00	4,907.50	10.8%	
01415002 40331 Travel	600	600	.00	.00	.00	600.00	.0%	
01415002 40420 DueSubMem	700	700	325.00	.00	.00	375.00	46.4%	
01415002 40460 ContEduc	20,000	20,000	-50,000.00	.00	52,000.00	18,000.00	10.0%	
01415002 40570 CommEvent	3,000	3,000	1,169.40	669.40	704.40	1,126.20	62.5%	
01415002 40750 Computers	2,000	2,000	.00	.00	.00	2,000.00	.0%	
<b>TOTAL Emergency Management</b>	<b>44,300</b>	<b>44,300</b>	<b>-41,975.91</b>	<b>2,483.29</b>	<b>52,704.40</b>	<b>33,571.51</b>	<b>24.2%</b>	

# SOUTH WHITEHALL TOWNSHIP, PA



## YTD BUDGET EXPENSES SEPTEMBER 2023

FOR 2023 09

ACCOUNTS	FOR:		ORIGINAL	REVISED				AVAILABLE	PCT
01	General	Fund	APPROP	BUDGET	YTD EXPENDED	MTD EXPENDED	ENC/REQ	BUDGET	USED
<b>430 Public Works - General Service</b>									
01430001	40112	Wages	141,523	141,523	91,844.20	12,231.61	.00	49,679.06	64.9%
01430001	40117	SalWagSeas	63,000	63,000	36,100.00	5,875.75	.00	26,900.00	57.3%
01430001	40172	HolidayPay	0	0	2,992.08	514.91	.00	-2,992.08	100.0%
01430001	40177	Sick Pay	0	0	1,476.96	108.62	.00	-1,476.96	100.0%
01430001	40180	OT Pay	3,000	3,000	263.63	.00	.00	2,736.37	8.8%
01430001	40184	AttendInc	2,625	2,625	750.00	.00	.00	1,875.00	28.6%
01430001	40188	PTO	0	0	4,030.81	17.60	.00	-4,030.81	100.0%
01430001	40914	LicenReim	400	400	.00	.00	.00	400.00	.0%
01430002	40230	Fuels	126,000	126,000	88,216.12	-3,690.49	34,615.93	3,167.95	97.5%
01430002	40238	UnifCloth	5,000	5,000	2,240.92	300.47	.00	2,759.08	44.8%
01430002	40240	GenGovMat	250,000	255,940	162,200.98	33,958.62	62,506.70	31,232.09	87.8%
01430002	40251	Parts	135,000	135,000	104,990.13	7,398.46	8,502.45	21,507.42	84.1%
01430002	40260	SmToMiPurc	5,000	5,000	2,605.41	49.43	.00	2,394.59	52.1%
01430002	40321	TeleChrg	6,300	6,300	2,309.72	.00	.00	3,990.28	36.7%
01430002	40329	PaOneCall	4,000	4,331	1,518.53	488.66	2,812.44	.00	100.0%
01430002	40331	Travel	100	100	24.40	.00	.00	75.60	24.4%
01430002	40341	Advprin	500	500	.00	.00	.00	500.00	.0%
01430002	40361	Utilities	88,000	96,500	51,413.18	2,208.66	32,963.57	12,123.48	87.4%
01430002	40370	MainSerRep	7,000	7,000	1,903.56	.00	1,728.00	3,368.44	51.9%
01430002	40377	TWPBU	2,000	2,000	1,653.92	567.73	.00	346.08	82.7%
01430002	40384	RentMachEq	15,000	18,000	7,549.15	.00	6,490.00	3,960.85	78.0%
01430002	40420	DueSubMem	300	300	.00	.00	.00	300.00	.0%
01430002	40440	LaunUnClSr	15,000	15,427	4,859.92	702.00	5,676.05	4,891.21	68.3%
01430002	40450	ContrSrv	184,020	210,587	124,031.46	22,789.48	67,109.17	19,446.68	90.8%
01430002	40460	ContEduc	1,000	1,000	335.40	.00	.00	664.60	33.5%
01430002	40573	GenGovtExp	1,000	1,000	500.00	.00	.00	500.00	50.0%
01430002	40793	Tires	30,000	30,335	9,753.30	4,150.28	15,581.20	5,000.00	83.5%
01430002	40798	TrafMaint	35,000	35,740	19,306.60	4,882.05	6,433.75	10,000.00	72.0%
01430002	40914	LicenReim	1,000	1,000	216.00	.00	.00	784.00	21.6%
01430002	40915	MedPhysica	5,000	5,000	2,532.00	.00	.00	2,468.00	50.6%
01430002	40945	StWaterMan	75,500	75,500	38,972.04	.00	31,400.00	5,127.96	93.2%
01430002	40960	EleWatReim	-11,000	-11,000	-8,250.00	-2,750.00	.00	-2,750.00	75.0%
01430002	40961	EleSewReim	-11,000	-11,000	-8,250.00	-2,750.00	.00	-2,750.00	75.0%
01430101	40112	Wages	1,422,492	1,422,492	872,447.53	119,676.50	.00	550,044.67	61.3%
01430101	40113	SpAlloc	-76,596	-76,596	.00	.00	.00	-76,596.08	.0%
01430101	40172	HolidayPay	0	0	25,516.66	5,329.52	.00	-25,516.66	100.0%
01430101	40173	StandBy	14,000	14,000	9,695.00	1,225.00	.00	4,305.00	69.3%
01430101	40177	Sick Pay	0	0	16,577.53	1,345.92	.00	-16,577.53	100.0%
01430101	40180	OT Pay	100,000	100,000	29,753.68	2,049.85	.00	70,246.32	29.8%
01430101	40184	AttendInc	29,250	29,250	7,624.61	.00	.00	21,625.39	26.1%

**YTD BUDGET EXPENSES**  
**SEPTEMBER 2023**

FOR 2023 09

ACCOUNTS 01	FOR: General	Fund	ORIGINAL APPROP	REVISED BUDGET	YTD EXPENDED	MTD EXPENDED	ENC/REQ	AVAILABLE BUDGET	PCT USED
01430101	40188	PTO	0	0	76,784.32	8,223.21	.00	-76,784.32	100.0%
01430101	40192	FICAemploy	117,542	117,542	84,312.47	11,153.79	.00	33,229.18	71.7%
01430101	40196	HealthIns	446,394	446,394	283,190.75	33,214.76	.00	163,203.24	63.4%
01430101	40198	Dental	12,577	12,577	7,502.33	850.70	.00	5,074.41	59.7%
01430101	40199	Life Ins	9,254	9,254	6,530.60	748.73	.00	2,723.45	70.6%
01430101	40220	DBLTIME	0	0	31.62	.00	.00	-31.62	100.0%
01430101	40221	BEREAV	0	0	1,392.63	.00	.00	-1,392.63	100.0%
01430101	40901	Thrift Sav	40,800	40,800	17,503.83	1,420.00	.00	23,296.17	42.9%
TOTAL Public Works - General Serv			3,295,981	3,341,821	2,186,953.98	272,291.82	275,819.26	879,047.88	73.7%

**YTD BUDGET EXPENSES**  
**SEPTEMBER 2023**

FOR 2023 09

ACCOUNTS FOR:	ORIGINAL	REVISED					AVAILABLE	PCT
01 General Fund	APPROP	BUDGET	YTD EXPENDED	MTD EXPENDED	ENC/REQ	BUDGET	USED	
<b>451 Recreation Administration</b>								
01451001 40112 SalWagFT	83,188	83,188	43,140.63	5,750.00	.00	40,047.20	51.9%	
01451001 40115 SalWagPT	0	0	1,952.00	.00	.00	-1,952.00	100.0%	
01451001 40117 SalWagSeas	97,240	97,240	78,037.63	.00	.00	19,202.37	80.3%	
01451001 40172 HolidayPay	0	0	1,064.00	250.00	.00	-1,064.00	100.0%	
01451001 40180 OT Pay	15,000	15,000	6,467.44	331.26	.00	8,532.56	43.1%	
01451001 40184 AttendInc	1,250	1,250	.00	.00	.00	1,250.00	.0%	
01451001 40188 PTO	0	0	2,109.38	250.00	.00	-2,109.38	100.0%	
01451002 40238 UnifCloth	4,000	4,000	2,649.99	.00	.00	1,350.01	66.2%	
01451002 40240 GenGovMat	3,500	3,500	178.58	127.13	.00	3,321.42	5.1%	
01451002 40247 CultRecSup	11,500	11,500	2,445.40	164.04	.00	9,054.60	21.3%	
01451002 40260 SmToMiPurc	2,500	2,500	329.43	.00	.00	2,170.57	13.2%	
01451002 40310 ProfSrv	0	9,462	.00	.00	9,461.87	.00	100.0%	
01451002 40321 TeleChrg	2,500	2,500	337.13	.00	.00	2,162.87	13.5%	
01451002 40384 VMEqRent	5,000	5,000	150.00	.00	1,250.00	3,600.00	28.0%	
01451002 40450 ContrSrv	51,100	51,350	38,167.08	13,525.00	1,940.31	11,242.61	78.1%	
01451002 40460 ContEduc	2,000	2,000	525.00	.00	.00	1,475.00	26.3%	
01451002 40570 CommEvent	31,750	31,750	10,600.62	-537.21	1,500.00	19,649.38	38.1%	
01451002 40795 FacUseFee	5,000	5,000	1,600.00	.00	.00	3,400.00	32.0%	
01451002 40796 RecruitExp	750	750	611.00	.00	.00	139.00	81.5%	
<b>TOTAL Recreation Administration</b>	<b>316,278</b>	<b>325,990</b>	<b>190,365.31</b>	<b>19,860.22</b>	<b>14,152.18</b>	<b>121,472.21</b>	<b>62.7%</b>	



**YTD BUDGET EXPENSES**  
**SEPTEMBER 2023**

FOR 2023 09

ACCOUNTS FOR:	ORIGINAL APPROP	REVISED BUDGET	YTD EXPENDED	MTD EXPENDED	ENC/REQ	AVAILABLE BUDGET	PCT USED
01 General Fund							
<b>460 Community Development</b>							
01414001 40110 SalWagApp	4,000	4,000	3,000.00	1,000.00	.00	1,000.00	75.0%
01460001 40112 Wages	636,658	636,658	384,246.52	53,941.44	.00	252,411.85	60.4%
01460001 40172 HolidayPay	0	0	13,261.11	2,317.92	.00	-13,261.11	100.0%
01460001 40177 Sick Pay	0	0	11,706.92	709.42	.00	-11,706.92	100.0%
01460001 40180 OT Pay	14,500	14,500	5,689.65	570.64	.00	8,810.35	39.2%
01460001 40184 AttendInc	10,150	10,150	5,298.76	.00	.00	4,851.24	52.2%
01460001 40188 PTO	0	0	28,304.49	2,180.63	.00	-28,304.49	100.0%
01460002 40239 SafetySup	200	200	.00	.00	.00	200.00	.0%
01460002 40312 ConsultSrv	150,000	150,000	4,349.63	4,349.63	34,080.37	111,570.00	25.6%
01460002 40321 TeleChrg	2,700	2,700	878.77	.00	.00	1,821.23	32.5%
01460002 40331 Travel	1,500	1,500	305.10	305.10	.00	1,194.90	20.3%
01460002 40400 CourtCosts	1,200	1,200	-119.75	.00	.00	1,319.75	-10.0%
01460002 40420 DueSubMem	2,000	2,000	622.95	.00	.00	1,377.05	31.1%
01460002 40450 ContrSrv	10,000	10,000	7,364.30	345.00	.00	2,635.70	73.6%
01460002 40454 StenoReim	0	0	-4,010.64	.00	.00	4,010.64	100.0%
01460002 40460 ContEduc	2,000	2,000	810.00	390.00	.00	1,190.00	40.5%
01460002 40573 GenGovtExp	200	200	.00	.00	.00	200.00	.0%
01460002 40952 Codificat	20,000	20,000	.00	.00	.00	20,000.00	.0%
01460002 40968 InspPResid	5,000	5,000	1,002.50	.00	.00	3,997.50	20.1%
TOTAL Community Development	860,108	860,108	462,710.31	66,109.78	34,080.37	363,317.69	57.8%
TOTAL General Fund	19,712,373	19,879,666	11,909,468.92	2,571,796.34	750,548.86	7,219,648.00	63.7%
TOTAL EXPENSES	19,712,373	19,879,666	11,909,468.92	2,571,796.34	750,548.86	7,219,648.00	

# Fire Fund

# SOUTH WHITEHALL TOWNSHIP, PA



## BALANCE SHEET FOR 2023 9

FUND: 03 Fire Fund			NET CHANGE FOR PERIOD	ACCOUNT BALANCE
<b>ASSETS</b>				
03	10000	Checking	-9,732.67	801,963.86
03	10120	Money Market (Neffs)	11.51	37,520.24
03	10700	Fire Apparatus Fund 7859	200,000.00	1,054,818.06
03	12450	Revenue Accrual	2,482.80	4,512.55
03	14201	Delinquent Taxes Receivable	.00	33,541.59
03	14530	Accounts Receivable - Other	356.59	6,528.51
03	15500	Prepaid	-7,328.47	25,204.59
<b>TOTAL ASSETS</b>			<b>185,789.76</b>	<b>1,964,089.40</b>
<b>LIABILITIES</b>				
03	20025	Accounts Payable Accrual	-14,591.02	243,883.99
03	28000	Def Inflow - Unavail Tax Rev	.00	-30,222.86
03	29000	Interfund Transfer	371.47	-3,167.90
03	29800	Deferred Rev.	600.00	-2,900.00
<b>TOTAL LIABILITIES</b>			<b>-13,619.55</b>	<b>207,593.23</b>
<b>FUND BALANCE</b>				
03	18300	Estimated Revenue Control	.00	1,334,500.00
03	18500	Revenue Control	-212,846.28	-1,330,910.35
03	27999	Fund Balance	.00	-1,311,941.36
03	29100	Encumbrance Control	.00	1,985,000.00
03	29200	Appropriation Control	.00	-904,497.75
03	29400	Expenditure Control	40,676.07	471,169.08
03	29600	Budgetary Fund Balance Control	.00	-430,002.25
03	29700	Fund Bal Res for Encumbrance	.00	-1,985,000.00
<b>TOTAL FUND BALANCE</b>			<b>-172,170.21</b>	<b>-2,171,682.63</b>
<b>TOTAL LIABILITIES + FUND BALANCE</b>			<b>-185,789.76</b>	<b>-1,964,089.40</b>

**YTD BUDGET REVENUES**  
**SEPTEMBER 2023**

FOR 2023 09

ACCOUNTS FOR:	ORIGINAL ESTIM REV	REVISED EST REV	ACTUAL YTD REVENUE	ACTUAL MTD REVENUE	REMAINING REVENUE	PCT COLL
03 Fire Fund						
<b>411 Fire</b>						
03000009 30161 Fr Tx Ex	-6,000	-6,000	-5,424.46	-65.27	-575.54	90.4%
03000009 31221 PenFireTxR	-3,000	-3,000	-404.43	-244.71	-2,595.57	13.5%
03000009 34101 IntErnd	0	0	-113.71	-11.51	113.71	100.0%
03000009 36212 FaAlArRev	-1,500	-1,500	-2,800.00	-600.00	1,300.00	186.7%
03000009 36221 FirTaxRev	-1,130,000	-1,130,000	-1,124,629.81	-4,203.87	-5,370.19	99.5%
03000009 36222 DELFIRETAX	-15,000	-15,000	-18,729.13	-7,722.22	3,729.13	124.9%
03000009 37221 DisFireTxO	21,000	21,000	21,191.19	1.30	-191.19	100.9%
03000009 39000 IntFundTra	-200,000	-200,000	-200,000.00	-200,000.00	.00	100.0%
TOTAL Fire	-1,334,500	-1,334,500	-1,330,910.35	-212,846.28	-3,589.65	99.7%
TOTAL Fire Fund	-1,334,500	-1,334,500	-1,330,910.35	-212,846.28	-3,589.65	99.7%
TOTAL REVENUES	-1,334,500	-1,334,500	-1,330,910.35	-212,846.28	-3,589.65	

# SOUTH WHITEHALL TOWNSHIP, PA



## YTD BUDGET EXPENSES SEPTEMBER 2023

FOR 2023 09

ACCOUNTS	FOR:		ORIGINAL	REVISED				AVAILABLE	PCT
03	Fire Fund		APPROP	BUDGET	YTD EXPENDED	MTD EXPENDED	ENC/REQ	BUDGET	USED
<b>411 Fire</b>									
03411001	40195	WorkComIns	77,000	77,000	57,548.25	6,394.25	.00	19,451.75	74.7%
03411002	40230	Fuels	70,000	70,000	29,505.61	3,312.62	.00	40,494.39	42.2%
03411002	40238	UnifCloth	750	750	594.70	139.00	.00	155.30	79.3%
03411002	40241	GenGovSup	3,000	3,000	1,334.40	257.00	.00	1,665.60	44.5%
03411002	40242	PubSafSup	0	0	-10,267.68	-1,757.96	.00	10,267.68	100.0%
03411002	40321	TeleChrg	28,000	28,000	12,900.21	565.20	.00	15,099.79	46.1%
03411002	40326	EquVehLea	4,000	4,000	2,600.00	.00	.00	1,400.00	65.0%
03411002	40372	InsRepairs	0	0	2,194.62	.00	.00	-2,194.62	100.0%
03411002	40373	InsReimbur	0	0	-6,241.22	.00	.00	6,241.22	100.0%
03411002	40378	INSOPEX	25,000	25,000	6,080.89	804.83	.00	18,919.11	24.3%
03411002	40420	DueSubMem	500	500	440.00	35.00	.00	60.00	88.0%
03411002	40460	ContEduc	5,000	5,000	100.00	.00	.00	4,900.00	2.0%
03411002	40792	Contrib	22,000	22,000	25,000.00	.00	.00	-3,000.00	113.6%
03411002	40799	FC Ret PRG	3,000	3,000	1,906.00	.00	.00	1,094.00	63.5%
03411002	40800	Contingenc	25,000	25,000	150.00	.00	.00	24,850.00	.6%
03411003	40290	FireAppCap	0	0	.00	.00	1,985,000.00	-1,985,000.00	100.0%
03411003	40800	Contingenc	0	34,498	34,497.75	.00	.00	.00	100.0%
03411102	40238	UnifCloth	6,000	6,000	1,082.84	.00	.00	4,917.16	18.0%
03411102	40240	GenGovMat	1,000	1,000	1,000.00	.00	.00	.00	100.0%
03411102	40241	GenGovSup	3,000	3,000	1,644.60	10.58	.00	1,355.40	54.8%
03411102	40245	VEHMaint	50,000	50,000	49,756.89	1,096.39	.00	243.11	99.5%
03411102	40260	SmToMiPurc	500	500	24.98	.00	.00	475.02	5.0%
03411102	40311	AccAudSrv	5,600	5,600	3,879.97	376.25	.00	1,720.03	69.3%
03411102	40316	TestFees	5,000	5,000	35.00	.00	.00	4,965.00	.7%
03411102	40334	FrExpChg	500	500	194.44	61.71	.00	305.56	38.9%
03411102	40361	Electric	7,000	7,000	4,246.31	426.94	.00	2,753.69	60.7%
03411102	40370	MainSerRep	5,000	5,000	2,111.40	.00	.00	2,888.60	42.2%
03411102	40401	Gas	4,000	4,000	4,762.22	433.00	.00	-762.22	119.1%
03411102	40420	DueSubMem	6,500	6,500	1,248.22	85.52	.00	5,251.78	19.2%
03411102	40450	ContrSrv	20,000	20,000	5,317.73	175.66	.00	14,682.27	26.6%
03411102	40452	ContITNeSr	5,000	5,000	4,624.81	150.45	.00	375.19	92.5%
03411102	40460	ContEduc	11,500	11,500	1,091.67	.00	.00	10,408.33	9.5%
03411102	40799	FC Ret PRG	35,000	35,000	9,553.00	.00	.00	25,447.00	27.3%
03411103	40800	Contingenc	10,357	10,357	3,565.00	.00	.00	6,792.00	34.4%
03411202	40238	UnifCloth	6,000	6,000	1,666.88	228.00	.00	4,333.12	27.8%
03411202	40240	GenGovMat	1,000	1,000	264.32	66.95	.00	735.68	26.4%
03411202	40241	GenGovSup	9,000	9,000	6,489.73	526.69	.00	2,510.27	72.1%
03411202	40245	VEHMaint	60,000	60,000	18,268.51	4,522.87	.00	41,731.49	30.4%
03411202	40260	SmToMiPurc	2,000	2,000	88.04	.00	.00	1,911.96	4.4%
03411202	40311	AccAudSrv	7,500	7,500	3,837.25	294.00	.00	3,662.75	51.2%

**YTD BUDGET EXPENSES**  
**SEPTEMBER 2023**

FOR 2023 09

ACCOUNTS	FOR:		ORIGINAL	REVISED	YTD EXPENDED	MTD EXPENDED	ENC/REQ	AVAILABLE	PCT
03	Fire Fund		APPROP	BUDGET				BUDGET	USED
03411202	40316	TestFees	5,000	5,000	3,520.40	.00	.00	1,479.60	70.4%
03411202	40334	FrExpChg	500	500	187.32	41.44	.00	312.68	37.5%
03411202	40361	Electric	8,000	8,000	3,729.70	337.23	.00	4,270.30	46.6%
03411202	40370	MainSerRep	2,500	2,500	2,526.37	.00	.00	-26.37	101.1%
03411202	40402	oil	8,000	8,000	5,333.64	.00	.00	2,666.36	66.7%
03411202	40420	DueSubMem	1,000	1,000	483.17	43.13	.00	516.83	48.3%
03411202	40450	ContrSrv	18,000	18,000	18,816.36	4,924.44	.00	-816.36	104.5%
03411202	40452	ContITNeSr	2,930	2,930	969.14	563.53	.00	1,960.86	33.1%
03411202	40460	ContEduc	10,000	10,000	7,407.26	2,250.00	.00	2,592.74	74.1%
03411202	40785	FirePolice	1,000	1,000	87.82	87.82	.00	912.18	8.8%
03411202	40791	FirePreExp	1,000	1,000	.00	.00	.00	1,000.00	.0%
03411202	40799	FC Ret PRG	75,000	75,000	34,584.50	.00	.00	40,415.50	46.1%
03411302	40238	UnifCloth	5,000	5,000	1,406.06	373.40	.00	3,593.94	28.1%
03411302	40240	GenGovMat	3,500	3,500	925.56	887.42	.00	2,574.44	26.4%
03411302	40241	GenGovSup	2,500	2,500	1,462.89	236.64	.00	1,037.11	58.5%
03411302	40245	VEHMaint	40,000	40,000	25,429.02	7,106.33	.00	14,570.98	63.6%
03411302	40260	SmToMiPurc	400	400	.00	.00	.00	400.00	.0%
03411302	40311	AccAudSrv	5,000	5,000	3,699.00	329.25	.00	1,301.00	74.0%
03411302	40316	TestFees	4,500	4,500	3,413.80	.00	.00	1,086.20	75.9%
03411302	40334	FrExpChg	1,500	1,500	48.73	32.44	.00	1,451.27	3.2%
03411302	40361	Electric	6,600	6,600	4,171.35	353.48	.00	2,428.65	63.2%
03411302	40370	MainSerRep	2,000	2,000	1,100.68	231.71	.00	899.32	55.0%
03411302	40384	VMEqRent	600	600	.00	.00	.00	600.00	.0%
03411302	40402	oil	5,000	5,000	892.42	892.42	.00	4,107.58	17.8%
03411302	40420	DueSubMem	1,500	1,500	997.67	652.63	.00	502.33	66.5%
03411302	40450	ContrSrv	10,000	10,000	7,745.94	220.00	.00	2,254.06	77.5%
03411302	40452	ContITNeSr	10,000	10,000	5,270.24	84.18	.00	4,729.76	52.7%
03411302	40460	ContEduc	3,263	3,263	1,347.69	.00	.00	1,915.31	41.3%
03411302	40785	FirePolice	5,000	5,000	2,598.23	2,110.69	.00	2,401.77	52.0%
03411302	40791	FirePreExp	3,000	3,000	2,868.93	712.94	.00	131.07	95.6%
03411302	40799	FC Ret PRG	100,000	100,000	46,564.00	.00	.00	53,436.00	46.6%
03411302	40915	MedPhysica	3,000	3,000	483.85	.00	.00	2,516.15	16.1%
TOTAL Fire			870,000	904,498	471,169.08	40,676.07	1,985,000.00	-1,551,671.33	271.6%
TOTAL Fire Fund			870,000	904,498	471,169.08	40,676.07	1,985,000.00	-1,551,671.33	271.6%
TOTAL EXPENSES			870,000	904,498	471,169.08	40,676.07	1,985,000.00	-1,551,671.33	

# Open Space Fund

**BALANCE SHEET FOR 2023 9**

FUND: 04 Open Space			NET CHANGE FOR PERIOD	ACCOUNT BALANCE
<b>ASSETS</b>				
04	10123	E/w Open Space Checking	.00	55,485.03
04	10124	East Open Space Checking	5,000.00	43,855.07
04	10125	West Open Space Checking	21,594.50	293,291.89
	<b>TOTAL ASSETS</b>		<b>26,594.50</b>	<b>392,631.99</b>
<b>FUND BALANCE</b>				
04	18300	Estimated Revenue Control	.00	144,614.00
04	18500	Revenue Control	-26,594.50	-31,802.63
04	27999	Fund Balance	.00	-414,068.36
04	29100	Encumbrance Control	.00	13,000.00
04	29200	Appropriation Control	.00	-181,239.00
04	29400	Expenditure Control	.00	53,239.00
04	29600	Budgetary Fund Balance Control	.00	36,625.00
04	29700	Fund Bal Res for Encumbrance	.00	-13,000.00
	<b>TOTAL FUND BALANCE</b>		<b>-26,594.50</b>	<b>-392,631.99</b>
	<b>TOTAL LIABILITIES + FUND BALANCE</b>		<b>-26,594.50</b>	<b>-392,631.99</b>



**YTD BUDGET REVENUES**  
**SEPTEMBER 2023**

FOR 2023 09

ACCOUNTS FOR:	ORIGINAL ESTIM REV	REVISED EST REV	ACTUAL YTD REVENUE	ACTUAL MTD REVENUE	REMAINING REVENUE	PCT COLL
04 Open Space						
<b>000 Undefined</b>						
04000009 37871 E/w Rev	-84,070	-84,070	-208.13	.00	-83,861.37	.2%
04000109 37871 East Rev	-9,979	-9,979	-10,000.00	-5,000.00	20.75	100.2%
04000209 37871 West Rev	-50,565	-50,565	-21,594.50	-21,594.50	-28,970.75	42.7%
TOTAL Undefined	-144,614	-144,614	-31,802.63	-26,594.50	-112,811.37	22.0%
TOTAL Open Space	-144,614	-144,614	-31,802.63	-26,594.50	-112,811.37	22.0%
TOTAL REVENUES	-144,614	-144,614	-31,802.63	-26,594.50	-112,811.37	

**YTD BUDGET EXPENSES**  
**SEPTEMBER 2023**

FOR 2023 09

ACCOUNTS FOR:	ORIGINAL APPROP	REVISED BUDGET	YTD EXPENDED	MTD EXPENDED	ENC/REQ	AVAILABLE BUDGET	PCT USED
04 Open Space							
<b>451 Recreation Administration</b>							
04451003 40981 CBPlay	13,000	13,000	.00	.00	13,000.00	.00	100.0%
04451003 40982 Chase Park	0	53,239	53,239.00	.00	.00	.00	100.0%
04451003 40984 VISTASPARK	115,000	115,000	.00	.00	.00	115,000.00	.0%
TOTAL Recreation Administration	128,000	181,239	53,239.00	.00	13,000.00	115,000.00	36.5%
TOTAL Open Space	128,000	181,239	53,239.00	.00	13,000.00	115,000.00	36.5%
TOTAL EXPENSES	128,000	181,239	53,239.00	.00	13,000.00	115,000.00	

# American Rescue Plan Act Fund

**BALANCE SHEET FOR 2023 9**

FUND: 05 American Rescue Plan Act			NET CHANGE FOR PERIOD	ACCOUNT BALANCE
<b>ASSETS</b>				
05	10000	ARPA Checking	.00	1,673,606.27
	TOTAL ASSETS		.00	1,673,606.27
<b>LIABILITIES</b>				
05	29800	Deferred Rev.	.00	-2,095,277.96
	TOTAL LIABILITIES		.00	-2,095,277.96
<b>FUND BALANCE</b>				
05	27999	Fund Balance	.00	121,671.69
05	29200	Appropriation Control	.00	-147,403.59
05	29400	Expenditure Control	.00	300,000.00
05	29600	Budgetary Fund Balance Control	.00	147,403.59
	TOTAL FUND BALANCE		.00	421,671.69
	TOTAL LIABILITIES + FUND BALANCE		.00	-1,673,606.27

**YTD BUDGET EXPENSES**  
**SEPTEMBER 2023**

FOR 2023 09

ACCOUNTS FOR:	ORIGINAL APPROP	REVISED BUDGET	YTD EXPENDED	MTD EXPENDED	ENC/REQ	AVAILABLE BUDGET	PCT USED
05 American Rescue Plan Act							
<b>431 Public Works - Authority</b>							
05431003 40740 SystemImp	0	147,404	300,000.00	.00	.00	-152,596.41	203.5%
TOTAL Public Works - Authority	0	147,404	300,000.00	.00	.00	-152,596.41	203.5%
TOTAL American Rescue Plan Act	0	147,404	300,000.00	.00	.00	-152,596.41	203.5%
TOTAL EXPENSES	0	147,404	300,000.00	.00	.00	-152,596.41	

# Water Fund

# SOUTH WHITEHALL TOWNSHIP, PA



## BALANCE SHEET FOR 2023 9

FUND: 06 Water			NET CHANGE FOR PERIOD	ACCOUNT BALANCE
<b>ASSETS</b>				
06	10000	Water Fund Checking	116,254.98	3,244,693.73
06	10130	MONEY MARKET (UNIVEST)	14,666.25	3,154,361.01
06	14530	Accounts Receivable	17,897.17	96,817.03
06	14533	Allowance for Bad Debts	.00	-263,842.78
06	14541	Usage Fees - Metered	122,033.36	699,313.71
06	14542	Penalties - Usage Fees	-13.74	2,151.21
06	15500	Prepaid	-4,645.83	13,937.53
06	16100	Land -Fixed Asset	.00	278,587.93
06	16200	Buildings - Fixed Asset	.00	751,331.11
06	16250	Accumulated Depreciation Build	.00	-243,312.68
06	16400	Machinery and Equipment - FA	.00	1,103,517.82
06	16450	Accumulated Depreciation Machi	.00	-426,654.95
06	16600	Infrastructure -FA	.00	19,096,398.27
06	16650	Accumulated Depreciation Infra	.00	-12,010,921.69
06	19001	Due From Primary Government	.00	28,444.00
<b>TOTAL ASSETS</b>			<b>266,192.19</b>	<b>15,524,821.25</b>
<b>LIABILITIES</b>				
06	20025	Accounts Payable Accrual	41,310.38	-215,988.25
06	24100	Notes Payable	61,544.20	61,544.20
06	27976	Fund Balance Adjustment	.00	135,569.17
06	27977	Prior Period Adjustment	.00	-80,600.44
06	28000	UB Clearing	.00	-.50
06	29001	Due to Township	.00	-334,081.21
<b>TOTAL LIABILITIES</b>			<b>102,854.58</b>	<b>-433,557.03</b>
<b>FUND BALANCE</b>				
06	18300	Estimated Revenue Control	.00	4,831,250.00
06	18500	Revenue Control	-565,354.76	-3,910,917.71
06	27300	Fund Balance - Res 4 Enc	.00	713.00
06	27998	Fund Balance Adjustment	.00	-2,085,665.52
06	27999	Fund Balance	.00	-6,667,402.36
06	28100	Contributed Capital	.00	-6,304,839.88
06	28101	Accumulated Amortization	.00	962,686.00
06	29100	Encumbrance Control	-119,397.95	1,357,588.51
06	29200	Appropriation Control	.00	-5,182,817.42
06	29400	Expenditure Control	196,307.99	2,914,162.25
06	29600	Budgetary Fund Balance Control	.00	351,567.42
06	29700	Fund Bal Reser for Encumbrance	119,397.95	-1,357,588.51
<b>TOTAL FUND BALANCE</b>			<b>-369,046.77</b>	<b>-15,091,264.22</b>
<b>TOTAL LIABILITIES + FUND BALANCE</b>			<b>-266,192.19</b>	<b>-15,524,821.25</b>

**YTD BUDGET REVENUES**  
**SEPTEMBER 2023**

FOR 2023 09

ACCOUNTS FOR:	ORIGINAL ESTIM REV	REVISED EST REV	ACTUAL YTD REVENUE	ACTUAL MTD REVENUE	REMAINING REVENUE	PCT COLL
06 Water						
<b>000 Undefined</b>						
06000009 34101 IntChecRev	-750	-750	-96,318.63	-14,666.25	95,568.63*****%	
06000009 35000 IntGovtRev	-89,000	-89,000	-66,653.76	-18,750.00	-22,346.24	74.9%
06000009 36252 wonPrev	-2,000	-2,000	-675.00	-225.00	-1,325.00	33.8%
06000009 36255 MiscellRev	-4,000	-4,000	-2,150.00	.00	-1,850.00	53.8%
06000009 36258 CertFee	-7,000	-7,000	-3,900.00	-500.00	-3,100.00	55.7%
06000009 36411 ConnTapRev	-175,000	-175,000	-47,289.28	-4,260.10	-127,710.72	27.0%
06000009 36412 UseCharRev	-3,000	-3,000	-1,600.00	-100.00	-1,400.00	53.3%
06000009 36413 PALFees	-4,500	-4,500	-4,125.24	-205.86	-374.76	91.7%
06000009 36414 GrantAlloc	-10,000	-10,000	-313,057.04	-1,253.00	303,057.04	3130.6%
06000009 37390 PortFeeOfR	0	0	-334.41	.00	334.41	100.0%
06000009 37811 Metsalrev	-4,536,000	-4,536,000	-3,374,814.35	-525,394.55	-1,161,185.65	74.4%
TOTAL Undefined	-4,831,250	-4,831,250	-3,910,917.71	-565,354.76	-920,332.29	81.0%
TOTAL Water	-4,831,250	-4,831,250	-3,910,917.71	-565,354.76	-920,332.29	81.0%
TOTAL REVENUES	-4,831,250	-4,831,250	-3,910,917.71	-565,354.76	-920,332.29	



# SOUTH WHITEHALL TOWNSHIP, PA



## YTD BUDGET EXPENSES SEPTEMBER 2023

FOR 2023 09

ACCOUNTS	FOR:	ORIGINAL	REVISED	YTD EXPENDED	MTD EXPENDED	ENC/REQ	AVAILABLE	PCT	
06	Water	APPROP	BUDGET				BUDGET	USED	
<b>431 Public Works - Authority</b>									
06431001	40112	Wages	464,762	464,762	290,177.08	38,203.67	.00	174,584.70	62.4%
06431001	40172	HolidayPay	0	0	8,931.57	1,854.77	.00	-8,931.57	100.0%
06431001	40173	StandBy	7,000	7,000	3,377.50	490.00	.00	3,622.50	48.3%
06431001	40177	Sick Pay	0	0	9,931.70	451.60	.00	-9,931.70	100.0%
06431001	40180	OT Pay	30,000	30,000	11,781.81	983.81	.00	18,218.19	39.3%
06431001	40184	AttendInc	8,775	8,775	5,592.64	.00	.00	3,182.36	63.7%
06431001	40188	PTO	0	0	26,853.13	4,099.05	.00	-26,853.13	100.0%
06431001	40192	FICAEmploy	38,385	38,385	29,143.19	3,723.39	.00	9,241.58	75.9%
06431001	40195	WorkComIns	15,750	15,750	10,500.00	1,312.50	.00	5,250.00	66.7%
06431001	40196	HealthIns	143,945	143,945	102,672.48	12,026.97	.00	41,272.70	71.3%
06431001	40197	Pension	142,718	142,718	.00	.00	.00	142,718.00	.0%
06431001	40198	Dental	4,518	4,518	3,161.75	378.73	.00	1,356.64	70.0%
06431001	40199	Life Ins	2,971	2,971	1,852.32	217.23	.00	1,118.98	62.3%
06431001	40221	BEREAV	0	0	289.39	.00	.00	-289.39	100.0%
06431001	40901	Thrift Sav	13,600	13,600	8,887.69	503.79	.00	4,712.31	65.4%
06431002	40195	WorkComIns	0	0	1,312.50	.00	.00	-1,312.50	100.0%
06431002	40215	Postage	18,500	18,500	11,145.31	1,682.73	.00	7,354.69	60.2%
06431002	40232	ValBoxLid	7,500	7,500	1,049.79	.00	3,130.02	3,320.19	55.7%
06431002	40238	UnifCloth	2,000	2,000	623.63	.00	.00	1,376.37	31.2%
06431002	40240	GenGovMat	75,000	90,802	49,471.00	3,090.03	12,424.24	28,906.99	68.2%
06431002	40260	SmToMiPurc	5,000	5,000	4,066.35	.00	.00	933.65	81.3%
06431002	40311	AccAudSrv	9,000	9,500	7,325.00	.00	2,175.00	.00	100.0%
06431002	40313	EngSrv	250,000	250,000	114,328.89	35,360.78	.00	135,671.11	45.7%
06431002	40314	LglServ	15,000	15,000	.00	.00	.00	15,000.00	.0%
06431002	40316	TestFees	60,000	61,464	46,368.84	12,883.00	15,095.00	.00	100.0%
06431002	40321	TeleChrg	25,000	25,885	16,504.46	28.54	5,265.94	4,114.24	84.1%
06431002	40323	DEP Fees	32,000	32,000	22,762.00	.00	.00	9,238.00	71.1%
06431002	40325	InternFees	900	947	699.50	69.95	210.45	36.68	96.1%
06431002	40329	PaOneCall	4,000	4,000	.00	.00	.00	4,000.00	.0%
06431002	40334	FrExpChg	300	300	77.83	.00	.00	222.17	25.9%
06431002	40341	Advertise	2,000	2,000	.00	.00	2,000.00	.00	100.0%
06431002	40342	Printing	8,500	8,500	5,929.99	285.35	2,570.01	.00	100.0%
06431002	40361	Utilities	120,000	129,667	87,502.01	10,211.93	37,119.18	5,045.33	96.1%
06431002	40366	WaterPurch	1,646,108	2,355,880	960,263.88	53,056.16	1,104,374.28	291,241.85	87.6%
06431002	40370	MainSerRep	50,000	70,118	42,103.57	.00	5,169.96	22,844.47	67.4%
06431002	40378	INSOPEX	40,000	40,000	33,449.97	3,333.33	.00	6,550.03	83.6%
06431002	40384	VMEqRent	2,000	2,000	.00	.00	.00	2,000.00	.0%
06431002	40420	DueSubMem	1,800	1,800	1,527.00	.00	.00	273.00	84.8%
06431002	40440	LaunUncI Sr	3,800	3,952	1,551.32	218.09	1,138.51	1,262.19	68.1%
06431002	40450	ContrSrv	157,695	159,095	73,907.92	4,520.18	74,305.08	10,882.10	93.2%

**YTD BUDGET EXPENSES**  
**SEPTEMBER 2023**

FOR 2023 09

ACCOUNTS FOR:	ORIGINAL APPROP	REVISED BUDGET	YTD EXPENDED	MTD EXPENDED	ENC/REQ	AVAILABLE BUDGET	PCT USED
06 Water							
06431002 40460 ContEduc	6,000	6,000	3,389.98	980.00	.00	2,610.02	56.5%
06431002 40573 GenGovtExp	45,000	51,653	10,923.50	-25,500.00	.00	40,729.00	21.1%
06431002 40710 NoteIntExp	41,143	41,143	32,814.00	12,242.73	.00	8,328.54	79.8%
06431002 40760 MajMachEqu	4,000	4,000	.00	.00	.00	4,000.00	.0%
06431002 40914 LicenReim	500	500	.00	.00	.00	500.00	.0%
06431002 40965 OpeEXReimb	57,363	57,363	43,021.89	14,340.63	.00	14,340.63	75.0%
06431002 45533 BadDebExp	25,000	25,000	.00	.00	.00	25,000.00	.0%
06431003 40313 EngSrv	0	0	-3,753.79	.00	.00	3,753.79	100.0%
06431003 40730 Buildings	35,000	39,875	88,692.67	1,995.20	74,875.00	-123,692.67	410.2%
06431003 40740 SystemImp	387,590	666,289	647,390.61	.00	18,898.84	.00	100.0%
06431003 40745 WS Maint	65,300	65,300	39,260.88	3,263.85	.00	26,039.12	60.1%
06431003 40760 MajMachEqu	10,000	57,362	57,299.50	.00	.00	62.50	99.9%
TOTAL Public works - Authority	4,085,422	5,182,817	2,914,162.25	196,307.99	1,358,751.51	909,903.66	82.4%
TOTAL Water	4,085,422	5,182,817	2,914,162.25	196,307.99	1,358,751.51	909,903.66	82.4%
TOTAL EXPENSES	4,085,422	5,182,817	2,914,162.25	196,307.99	1,358,751.51	909,903.66	

# Sewer Fund

# SOUTH WHITEHALL TOWNSHIP, PA



## BALANCE SHEET FOR 2023 9

FUND: 08 Sewer			NET CHANGE FOR PERIOD	ACCOUNT BALANCE
<b>ASSETS</b>				
08	10000	Sewer Fund Checking	-111,737.43	2,121,134.89
08	10130	MONEY MARKET (UNIVEST)	14,448.80	3,107,595.72
08	12450	Revenue Accrual	.00	-6,787.92
08	13500	Due from Other Governments	.00	7,025.92
08	14530	Accounts Receivable	6,506.81	195,051.24
08	14533	Allowance for Bad Debts	.00	-352,583.54
08	14540	Usage Fees - Flat	-2,201.86	15,431.62
08	14541	Usage Fees - Metered	81,529.93	478,633.89
08	14542	Penalties - Usage Fees	-18.75	4,212.20
08	15500	Prepaid	-2,033.33	6,100.03
08	16100	Land -Fixed Asset	.00	126,443.65
08	16250	Accumulated Depreciation Build	.00	-1,019.46
08	16400	Machinery and Equipment - FA	.00	641,878.88
08	16450	Accumulated Depreciation Machi	.00	-188,540.51
08	16500	Construction in Progress-FA	.00	1,923.50
08	16600	Infrastructure -FA	.00	18,695,342.68
08	16650	Accumulated Depreciation Infra	.00	-11,373,847.30
08	19001	Due From Township	.00	10,000.00
<b>TOTAL ASSETS</b>			<b>-13,505.83</b>	<b>13,487,995.49</b>
<b>LIABILITIES</b>				
08	20025	Accounts Payable Accrual	-181,544.00	-807,593.61
08	24600	Accrued Compensation Payable	.00	-.12
08	27976	Fund Balance Adjustment	.00	1,461.65
08	27977	Prior Period Adjustment	.00	58,991.55
08	29001	Due to Township	.00	-33,787.21
<b>TOTAL LIABILITIES</b>			<b>-181,544.00</b>	<b>-780,927.74</b>
<b>FUND BALANCE</b>				
08	18300	Estimated Revenue Control	.00	3,915,858.00
08	18500	Revenue Control	-356,477.60	-3,015,593.06
08	27998	Fund Balance Adjustment	.00	262,986.68
08	27999	Fund Balance	.00	-6,765,666.94
08	28100	Contributed Capital	.00	-7,852,909.10
08	28101	Accumulated Amortization	.00	1,622,510.00
08	29100	Encumbrance Control	-265,453.84	887,268.48
08	29200	Appropriation Control	.00	-4,427,084.39
08	29400	Expenditure Control	551,527.43	3,041,604.67
08	29600	Budgetary Fund Balance Control	.00	511,226.39
08	29700	Fund Bal Reser for Encumbrance	265,453.84	-887,268.48
<b>TOTAL FUND BALANCE</b>			<b>195,049.83</b>	<b>-12,707,067.75</b>
<b>TOTAL LIABILITIES + FUND BALANCE</b>			<b>13,505.83</b>	<b>-13,487,995.49</b>

**YTD BUDGET REVENUES**  
**SEPTEMBER 2023**

FOR 2023 09

ACCOUNTS FOR:	ORIGINAL ESTIM REV	REVISED EST REV	ACTUAL YTD REVENUE	ACTUAL MTD REVENUE	REMAINING REVENUE	PCT COLL
08 Sewer						
<b>000 Undefined</b>						
08000009 32821 FlatResRev	-333,858	-333,858	-250,393.50	.00	-83,464.50	75.0%
08000009 34101 IntChecRev	0	0	-98,357.28	-14,448.80	98,357.28	100.0%
08000009 35000 IntGovtRev	-74,000	-74,000	-39,260.47	-6,887.10	-34,739.53	53.1%
08000009 36257 InWaDiPe	-500	-500	-400.00	.00	-100.00	80.0%
08000009 36258 CertFee	-5,000	-5,000	-5,580.00	-500.00	580.00	111.6%
08000009 36411 ConnTapRev	-200,000	-200,000	-96,372.48	.00	-103,627.52	48.2%
08000009 36413 PALFees	-4,000	-4,000	-4,531.63	-383.93	531.63	113.3%
08000009 36414 GrantAlloc	-7,500	-7,500	-414,858.28	.00	407,358.28	5531.4%
08000009 37390 PortFeeOfR	0	0	-215.75	-5.34	215.75	100.0%
08000009 37812 MetRev	-3,291,000	-3,291,000	-2,105,623.67	-334,252.43	-1,185,376.33	64.0%
TOTAL Undefined	-3,915,858	-3,915,858	-3,015,593.06	-356,477.60	-900,264.94	77.0%
TOTAL Sewer	-3,915,858	-3,915,858	-3,015,593.06	-356,477.60	-900,264.94	77.0%
TOTAL REVENUES	-3,915,858	-3,915,858	-3,015,593.06	-356,477.60	-900,264.94	

# SOUTH WHITEHALL TOWNSHIP, PA



## YTD BUDGET EXPENSES SEPTEMBER 2023

FOR 2023 09

ACCOUNTS	FOR:	ORIGINAL	REVISED	YTD EXPENDED	MTD EXPENDED	ENC/REQ	AVAILABLE	PCT	
08	Sewer	APPROP	BUDGET				BUDGET	USED	
<b>431 Public Works - Authority</b>									
08431001	40112	Wages	590,305	590,305	389,957.96	50,101.75	.00	200,347.52	66.1%
08431001	40172	HolidayPay	0	0	11,837.64	2,437.99	.00	-11,837.64	100.0%
08431001	40173	StandBy	9,000	9,000	5,582.50	735.00	.00	3,417.50	62.0%
08431001	40177	Sick Pay	0	0	10,997.87	451.62	.00	-10,997.87	100.0%
08431001	40180	OT Pay	40,000	40,000	19,276.99	1,346.08	.00	20,723.01	48.2%
08431001	40184	AttendInc	11,275	11,275	7,992.64	.00	.00	3,282.36	70.9%
08431001	40188	PTO	0	0	34,003.86	6,513.49	.00	-34,003.86	100.0%
08431001	40192	FICAEmploy	48,907	48,907	38,894.97	4,950.32	.00	10,011.89	79.5%
08431001	40195	workComIns	22,500	22,500	16,875.00	1,875.00	.00	5,625.00	75.0%
08431001	40196	HealthIns	186,125	186,125	139,922.94	16,309.28	.00	46,202.24	75.2%
08431001	40197	Pension	142,718	142,718	.00	.00	.00	142,718.00	.0%
08431001	40198	Dental	6,554	6,554	4,640.08	541.59	.00	1,913.75	70.8%
08431001	40199	Life Ins	3,785	3,785	2,479.64	287.21	.00	1,305.75	65.5%
08431001	40221	BEREAV	0	0	1,013.68	.00	.00	-1,013.68	100.0%
08431001	40901	Thrift Sav	17,600	17,600	10,438.03	703.79	.00	7,161.97	59.3%
08431002	40215	Postage	18,500	18,500	11,460.79	1,480.50	.00	7,039.21	62.0%
08431002	40233	ManRis	7,500	10,992	7,399.80	.00	.00	3,592.20	67.3%
08431002	40238	UnifCloth	1,300	1,300	185.62	.00	.00	1,114.38	14.3%
08431002	40240	GenGovMat	10,000	10,000	3,671.31	870.95	1,000.00	5,328.69	46.7%
08431002	40260	SmToMiPurc	1,500	1,500	1,038.18	.00	.00	461.82	69.2%
08431002	40311	AccAudSrv	9,000	9,000	7,325.00	.00	1,675.00	.00	100.0%
08431002	40313	EngSrv	75,000	75,000	40,575.45	4,483.27	.00	34,424.55	54.1%
08431002	40314	LgIServ	20,000	20,000	.00	.00	.00	20,000.00	.0%
08431002	40321	TeleChrg	5,000	5,719	2,044.83	.00	.00	3,673.84	35.8%
08431002	40329	PaOneCall	4,000	4,000	.00	.00	.00	4,000.00	.0%
08431002	40334	FrExpChg	500	500	38.04	.00	.00	461.96	7.6%
08431002	40341	Advertise	2,500	2,500	282.49	282.49	1,717.51	500.00	80.0%
08431002	40342	Printing	8,500	8,500	5,966.73	261.25	2,533.27	.00	100.0%
08431002	40361	Electric	2,500	2,681	1,407.19	208.12	1,354.36	-80.74	103.0%
08431002	40365	DisCOA	1,719,530	2,025,127	1,354,176.19	194,767.85	831,209.08	-160,258.19	107.9%
08431002	40370	MainSerRep	12,000	12,000	4,714.34	.00	666.16	6,619.50	44.8%
08431002	40378	INSOPEX	1,900	1,900	1,424.97	158.33	.00	475.03	75.0%
08431002	40384	VMEqRent	2,000	2,000	194.36	.00	.00	1,805.64	9.7%
08431002	40420	DueSubMem	400	400	.00	.00	.00	400.00	.0%
08431002	40440	LaunUnCLsr	4,500	4,652	1,551.62	218.14	1,138.25	1,962.18	57.8%
08431002	40450	ContrSrv	38,000	39,418	17,420.17	4,312.38	9,459.75	12,538.10	68.2%
08431002	40460	ContEduc	4,000	4,000	1,101.00	.00	.00	2,899.00	27.5%
08431002	40573	GenGovtExp	4,000	4,000	.00	.00	.00	4,000.00	.0%
08431002	40914	LicenReim	450	450	120.00	.00	.00	330.00	26.7%
08431002	40965	OpeEXReimb	57,363	57,363	43,021.89	14,340.63	.00	14,340.63	75.0%

**YTD BUDGET EXPENSES**  
**SEPTEMBER 2023**

FOR 2023 09

ACCOUNTS FOR: 08 Sewer	ORIGINAL APPROP	REVISED BUDGET	YTD EXPENDED	MTD EXPENDED	ENC/REQ	AVAILABLE BUDGET	PCT USED
08431002 45533 BadDebExp	50,000	50,000	.00	.00	.00	50,000.00	.0%
08431003 40322 I&IImprove	285,000	594,314	562,213.50	239,850.00	18,435.00	13,665.00	97.7%
08431003 40730 Buildings	2,500	2,500	.00	.00	.00	2,500.00	.0%
08431003 40740 SystemImp	370,000	370,000	270,419.90	4,040.40	18,080.10	81,500.00	78.0%
08431003 40760 MajMachEqu	10,000	10,000	9,937.50	.00	.00	62.50	99.4%
TOTAL Public Works - Authority	3,806,212	4,427,084	3,041,604.67	551,527.43	887,268.48	498,211.24	88.7%
TOTAL Sewer	3,806,212	4,427,084	3,041,604.67	551,527.43	887,268.48	498,211.24	88.7%
TOTAL EXPENSES	3,806,212	4,427,084	3,041,604.67	551,527.43	887,268.48	498,211.24	

# Refuse/Recycling Fund



**BALANCE SHEET FOR 2023 9**

FUND: 09 Refuse/Recycling			NET CHANGE FOR PERIOD	ACCOUNT BALANCE
<b>ASSETS</b>				
09	10000	Refuse Fund Checking	-194,591.46	975,310.66
09	14530	Accounts Receivable	408.99	17,410.29
09	14533	Allowance for Bad Debts	.00	-170,750.86
09	14542	Penalties - Usage Fees	-2,254.14	27,819.21
09	14544	Refuse Recycling/Hauling Fees	-43,132.87	342,872.44
09	16400	Machinery and Equipment - FA	.00	15,000.00
09	16450	Accumulated Depreciation Machi	.00	-5,250.00
09	19999	Deferred Outflow - Pension	.00	35,190.00
<b>TOTAL ASSETS</b>			<b>-239,569.48</b>	<b>1,237,601.74</b>
<b>LIABILITIES</b>				
09	20025	Accounts Payable Accrual	.00	-219,950.00
09	24600	Accrued Compensation Payable	.00	-32.96
09	25999	Net Pension Liability	.00	-87,426.00
09	29999	Deferred Inflow - Pension	.00	-121,654.00
<b>TOTAL LIABILITIES</b>			<b>.00</b>	<b>-429,062.96</b>
<b>FUND BALANCE</b>				
09	18300	Estimated Revenue Control	.00	2,941,126.00
09	18500	Revenue Control	8,623.09	-2,263,088.90
09	27998	Fund Balance Adjustment	.00	334,121.06
09	27999	Fund Balance	.00	-936,103.04
09	29100	Encumbrance Control	-222,850.15	952,962.24
09	29200	Appropriation Control	.00	-3,250,272.95
09	29400	Expenditure Control	230,946.39	2,056,532.10
09	29600	Budgetary Fund Balance Control	.00	309,146.95
09	29700	Fund Bal Reser for Encumbrance	222,850.15	-952,962.24
<b>TOTAL FUND BALANCE</b>			<b>239,569.48</b>	<b>-808,538.78</b>
<b>TOTAL LIABILITIES + FUND BALANCE</b>			<b>239,569.48</b>	<b>-1,237,601.74</b>

**YTD BUDGET REVENUES**  
**SEPTEMBER 2023**

FOR 2023 09

ACCOUNTS FOR:	ORIGINAL ESTIM REV	REVISED EST REV	ACTUAL YTD REVENUE	ACTUAL MTD REVENUE	REMAINING REVENUE	PCT COLL
09 Refuse/Recycling						
<b>426 Refuse Recycling</b>						
09000009 34101 IntChecRev	-400	-400	.00	.00	-400.00	.0%
09000009 36255 MiscellRev	-25,000	-25,000	-14,648.00	-1,156.00	-10,352.00	58.6%
09000009 36258 CertFee	-7,000	-7,000	-4,200.00	-500.00	-2,800.00	60.0%
09000009 36413 PALFees	-30,000	-30,000	-36,257.58	-558.86	6,257.58	120.9%
09000009 36430 SolWasRev	-2,800,000	-2,800,000	-2,127,801.77	-9.50	-672,198.23	76.0%
09000009 37390 PortFeeOfR	0	0	-1,455.90	-194.43	1,455.90	100.0%
09016009 35400 GrantRev	-89,768	-89,768	-89,767.53	.00	-.47	100.0%
09016009 37399 GrOffRev	11,042	11,042	11,041.88	11,041.88	.12	100.0%
TOTAL Refuse Recycling	-2,941,126	-2,941,126	-2,263,088.90	8,623.09	-678,037.10	76.9%
TOTAL Refuse/Recycling	-2,941,126	-2,941,126	-2,263,088.90	8,623.09	-678,037.10	76.9%
TOTAL REVENUES	-2,941,126	-2,941,126	-2,263,088.90	8,623.09	-678,037.10	

**YTD BUDGET EXPENSES**  
**SEPTEMBER 2023**

FOR 2023 09

ACCOUNTS FOR:	ORIGINAL APPROP	REVISED BUDGET	YTD EXPENDED	MTD EXPENDED	ENC/REQ	AVAILABLE BUDGET	PCT USED
09 Refuse/Recycling							
<b>426 Refuse Recycling</b>							
09426001 40112 Wages	48,687	48,687	32,995.65	3,801.32	.00	15,690.93	67.8%
09426001 40113 SpAlloc	194,588	194,588	.00	.00	.00	194,588.28	.0%
09426001 40172 HolidayPay	0	0	1,123.56	187.26	.00	-1,123.56	100.0%
09426001 40177 Sick Pay	0	0	1,167.23	561.77	.00	-1,167.23	100.0%
09426001 40180 OT Pay	500	500	56.18	.00	.00	443.82	11.2%
09426001 40188 PTO	0	0	2,009.91	187.26	.00	-2,009.91	100.0%
09426002 40215 Postage	17,500	17,500	12,361.62	10.13	.00	5,138.38	70.6%
09426002 40241 GenGovSup	15,000	15,000	15,000.00	.00	.00	.00	100.0%
09426002 40310 ProfSrv	2,000	2,000	.00	.00	.00	2,000.00	.0%
09426002 40314 LglServ	37,000	37,000	7,027.50	3,348.50	.00	29,972.50	19.0%
09426002 40341 Adv/Print	9,000	9,000	7,794.02	.00	605.52	600.46	93.3%
09426002 40347 RESEDU	3,000	3,000	2,168.00	.00	.00	832.00	72.3%
09426002 40365 DispFee	55,000	55,000	18,940.00	7,955.00	34,060.00	2,000.00	96.4%
09426002 40450 ContrServ	2,639,439	2,867,998	1,955,888.43	214,895.15	918,296.72	-6,187.06	100.2%
TOTAL Refuse Recycling	3,021,714	3,250,273	2,056,532.10	230,946.39	952,962.24	240,778.61	92.6%
TOTAL Refuse/Recycling	3,021,714	3,250,273	2,056,532.10	230,946.39	952,962.24	240,778.61	92.6%
TOTAL EXPENSES	3,021,714	3,250,273	2,056,532.10	230,946.39	952,962.24	240,778.61	

# Campus Renovation Fund

**BALANCE SHEET FOR 2023 9**

FUND: 18 Campus Renovation			NET CHANGE FOR PERIOD	ACCOUNT BALANCE
<b>ASSETS</b>				
18	10000	Checking - Campus Reno	.00	88,827.65
	TOTAL ASSETS		.00	88,827.65
<b>LIABILITIES</b>				
18	20025	Accounts Payable Accrual	.00	-88,827.65
	TOTAL LIABILITIES		.00	-88,827.65
	TOTAL LIABILITIES + FUND BALANCE		.00	-88,827.65

# Capital Reserve Fund

# SOUTH WHITEHALL TOWNSHIP, PA



## BALANCE SHEET FOR 2023 9

FUND: 30 Capital Reserve			NET CHANGE FOR PERIOD	ACCOUNT BALANCE
<b>ASSETS</b>				
30	10000	Capital Reserve Fund Checking	895,202.96	1,460,201.05
30	19000	Interfund Transfer	.00	421,759.88
	<b>TOTAL ASSETS</b>		<b>895,202.96</b>	<b>1,881,960.93</b>
<b>LIABILITIES</b>				
30	20025	Accounts Payable Accrual	.00	-9,100.00
30	29000	Interfund Transfer	.00	-289,625.00
30	29800	Deferred Rev.	.00	-74,214.38
	<b>TOTAL LIABILITIES</b>		<b>.00</b>	<b>-372,939.38</b>
<b>FUND BALANCE</b>				
30	18300	Estimated Revenue Control	.00	1,916,787.00
30	18500	Revenue Control	-1,016,650.00	-2,150,227.00
30	27998	Fund Balance Adjustment	.00	-6,651,974.56
30	27999	Fund Balance	.00	6,056,591.57
30	29100	Encumbrance Control	-108,679.53	528,578.01
30	29200	Appropriation Control	.00	-2,418,536.49
30	29400	Expenditure Control	121,447.04	1,236,588.44
30	29600	Budgetary Fund Balance Control	.00	501,749.49
30	29700	Fund Bal Reser for Encumbrance	108,679.53	-528,578.01
	<b>TOTAL FUND BALANCE</b>		<b>-895,202.96</b>	<b>-1,509,021.55</b>
	<b>TOTAL LIABILITIES + FUND BALANCE</b>		<b>-895,202.96</b>	<b>-1,881,960.93</b>

**YTD BUDGET REVENUES**  
**SEPTEMBER 2023**

FOR 2023 09

ACCOUNTS FOR:	ORIGINAL ESTIM REV	REVISED EST REV	ACTUAL YTD REVENUE	ACTUAL MTD REVENUE	REMAINING REVENUE	PCT COLL
30 Capital Reserve						
<b>000 Undefined</b>						
30000009 35830 PvmCstShr	0	0	-233,240.00	-16,450.00	233,240.00	100.0%
30000009 36723 CapCamCovB	0	0	-200.00	-200.00	200.00	100.0%
30000009 39000 IntFundTra	-1,916,787	-1,916,787	-1,916,787.00	-1,000,000.00	.00	100.0%
TOTAL Undefined	-1,916,787	-1,916,787	-2,150,227.00	-1,016,650.00	233,440.00	112.2%
TOTAL Capital Reserve	-1,916,787	-1,916,787	-2,150,227.00	-1,016,650.00	233,440.00	112.2%
TOTAL REVENUES	-1,916,787	-1,916,787	-2,150,227.00	-1,016,650.00	233,440.00	



**YTD BUDGET EXPENSES**  
**SEPTEMBER 2023**

FOR 2023 09

ACCOUNTS FOR:	ORIGINAL APPROP	REVISED BUDGET	YTD EXPENDED	MTD EXPENDED	ENC/REQ	AVAILABLE BUDGET	PCT USED
30 Capital Reserve							
<b>410 Police</b>							
30410003 40720 Vehicles	287,712	383,536	124,664.12	.00	.00	258,871.76	32.5%
TOTAL Police	287,712	383,536	124,664.12	.00	.00	258,871.76	32.5%

**YTD BUDGET EXPENSES**  
**SEPTEMBER 2023**

FOR 2023 09

ACCOUNTS FOR:	ORIGINAL APPROP	REVISED BUDGET	YTD EXPENDED	MTD EXPENDED	ENC/REQ	AVAILABLE BUDGET	PCT USED
30 Capital Reserve							
<b>430 Public Works - General Service</b>							
30430003 40610 StreetCont	1,250,000	1,250,000	740,751.06	10,201.51	136,203.49	373,045.45	70.2%
30430003 40720 Vehicles	122,400	209,777	53,700.00	53,700.00	156,077.00	.00	100.0%
30430003 40760 MajMachEqu	155,000	155,000	.00	.00	162,461.92	-7,461.92	104.8%
30430003 40800 Contingenc	0	112,431	112,430.84	7,726.00	.00	.00	100.0%
30430003 40801 PropImp	11,675	11,675	10,650.53	.00	1,024.47	.00	100.0%
TOTAL Public Works - General serv	1,539,075	1,738,883	917,532.43	71,627.51	455,766.88	365,583.53	79.0%

**YTD BUDGET EXPENSES**  
**SEPTEMBER 2023**

FOR 2023 09

ACCOUNTS FOR:	ORIGINAL APPROP	REVISED BUDGET	YTD EXPENDED	MTD EXPENDED	ENC/REQ	AVAILABLE BUDGET	PCT USED
30 Capital Reserve							
<b>451 Recreation Administration</b>							
30451003 40801 PropImp	90,000	90,000	58,615.00	41,920.00	5,000.00	26,385.00	70.7%
30451003 40973 JC#3 DP	0	156,183	113,832.77	7,899.53	42,350.21	.00	100.0%
30451003 40981 CBPlay	0	49,935	21,944.12	.00	27,806.92	183.75	99.6%
TOTAL Recreation Administration	90,000	296,118	194,391.89	49,819.53	75,157.13	26,568.75	91.0%
TOTAL Capital Reserve	1,916,787	2,418,536	1,236,588.44	121,447.04	530,924.01	651,024.04	73.1%
TOTAL EXPENSES	1,916,787	2,418,536	1,236,588.44	121,447.04	530,924.01	651,024.04	

# State Highway Aid Fund

**BALANCE SHEET FOR 2023 9**

FUND: 35 State Highway Aid			NET CHANGE FOR PERIOD	ACCOUNT BALANCE
<b>ASSETS</b>				
35	10000	State Highway Aid Checking	-42,554.54	565,413.36
	<b>TOTAL ASSETS</b>		<b>-42,554.54</b>	<b>565,413.36</b>
<b>LIABILITIES</b>				
35	20020	Accounts Payable	5,630.37	.00
35	20025	Accounts Payable Accrual	.00	-23,997.27
	<b>TOTAL LIABILITIES</b>		<b>5,630.37</b>	<b>-23,997.27</b>
<b>FUND BALANCE</b>				
35	18300	Estimated Revenue Control	.00	713,919.16
35	18500	Revenue Control	-582.70	-736,742.32
35	27998	Fund Balance Adjustment	.00	4,525.25
35	27999	Fund Balance	.00	-526,669.36
35	29100	Encumbrance Control	-28,925.62	223,371.98
35	29200	Appropriation Control	.00	-995,822.79
35	29400	Expenditure Control	37,506.87	717,470.34
35	29600	Budgetary Fund Balance Control	.00	281,903.63
35	29700	Fund Bal Reser for Encumbrance	28,925.62	-223,371.98
	<b>TOTAL FUND BALANCE</b>		<b>36,924.17</b>	<b>-541,416.09</b>
	<b>TOTAL LIABILITIES + FUND BALANCE</b>		<b>42,554.54</b>	<b>-565,413.36</b>

**YTD BUDGET REVENUES**  
**SEPTEMBER 2023**

FOR 2023 09

ACCOUNTS FOR:	ORIGINAL ESTIM REV	REVISED EST REV	ACTUAL YTD REVENUE	ACTUAL MTD REVENUE	REMAINING REVENUE	PCT COLL
35 State Highway Aid						
<b>000 Undefined</b>						
35000009 34101 IntChecRev	0	0	-4,591.81	-582.70	4,591.81	100.0%
35010009 35400 GrantRev	-713,919	-713,919	-732,150.51	.00	18,231.35	102.6%
TOTAL Undefined	-713,919	-713,919	-736,742.32	-582.70	22,823.16	103.2%
TOTAL State Highway Aid	-713,919	-713,919	-736,742.32	-582.70	22,823.16	103.2%
TOTAL REVENUES	-713,919	-713,919	-736,742.32	-582.70	22,823.16	

**YTD BUDGET EXPENSES**  
**SEPTEMBER 2023**

FOR 2023 09

ACCOUNTS FOR:	ORIGINAL APPROP	REVISED BUDGET	YTD EXPENDED	MTD EXPENDED	ENC/REQ	AVAILABLE BUDGET	PCT USED
35 State Highway Aid							
<b>406 Administrative</b>							
35406002 40376 strtLight	357,000	384,497	253,010.49	28,892.87	129,607.57	1,878.73	99.5%
TOTAL Administrative	357,000	384,497	253,010.49	28,892.87	129,607.57	1,878.73	99.5%

**YTD BUDGET EXPENSES**  
**SEPTEMBER 2023**

FOR 2023 09

ACCOUNTS FOR:	ORIGINAL APPROP	REVISED BUDGET	YTD EXPENDED	MTD EXPENDED	ENC/REQ	AVAILABLE BUDGET	PCT USED
35 State Highway Aid							
<b>430 Public Works - General Service</b>							
35430002 40216 Salt	150,000	150,000	56,235.59	.00	93,764.41	.00	100.0%
35430002 40798 TraffMaint	50,000	50,000	33,404.84	.00	.00	16,595.16	66.8%
35430003 40610 StreetCont	205,000	205,000	169,069.42	.00	.00	35,930.58	82.5%
35430003 40611 Bridge Mai	10,000	10,000	8,614.00	8,614.00	.00	1,386.00	86.1%
35430003 40720 Vehicles	0	196,326	197,136.00	.00	.00	-810.00	100.4%
TOTAL Public Works - General serv	415,000	611,326	464,459.85	8,614.00	93,764.41	53,101.74	91.3%
TOTAL State Highway Aid	772,000	995,823	717,470.34	37,506.87	223,371.98	54,980.47	94.5%
TOTAL EXPENSES	772,000	995,823	717,470.34	37,506.87	223,371.98	54,980.47	



# EMA/EMS Fund

**BALANCE SHEET FOR 2023 9**

FUND: 45 EMA/EMS			NET CHANGE FOR PERIOD	ACCOUNT BALANCE
ASSETS				
	45	10000      Checking	.00	50,100.00
		TOTAL ASSETS	.00	50,100.00
FUND BALANCE				
	45	27999      Fund Balance	.00	-50,100.00
		TOTAL FUND BALANCE	.00	-50,100.00
		TOTAL LIABILITIES + FUND BALANCE	.00	-50,100.00

# Fiscal Stability Fund

**BALANCE SHEET FOR 2023 9**

FUND: 50 Fiscal Stability Fund			NET CHANGE FOR PERIOD	ACCOUNT BALANCE
<b>ASSETS</b>				
50	10130	MONEY MARKET (UNIVEST)	40,354.81	8,679,362.18
		<b>TOTAL ASSETS</b>	<b>40,354.81</b>	<b>8,679,362.18</b>
<b>LIABILITIES</b>				
50	29000	Interfund Transfer	.00	-4,000,000.00
		<b>TOTAL LIABILITIES</b>	<b>.00</b>	<b>-4,000,000.00</b>
<b>FUND BALANCE</b>				
50	18500	Revenue Control	-40,354.81	-229,335.02
50	27998	Fund Balance Adjustment	.00	2,875.83
50	27999	Fund Balance	.00	-4,452,902.99
		<b>TOTAL FUND BALANCE</b>	<b>-40,354.81</b>	<b>-4,679,362.18</b>
		<b>TOTAL LIABILITIES + FUND BALANCE</b>	<b>-40,354.81</b>	<b>-8,679,362.18</b>

\*\* END OF REPORT - Generated by Kristin Blahnik \*\*