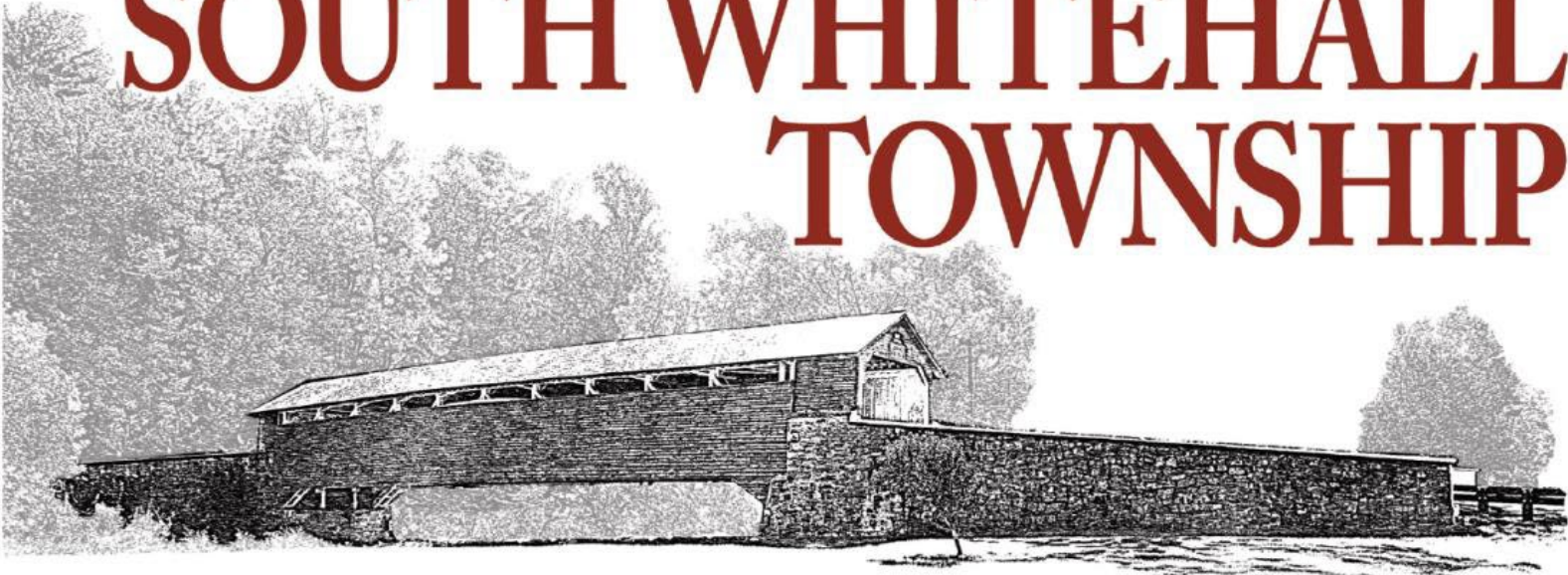


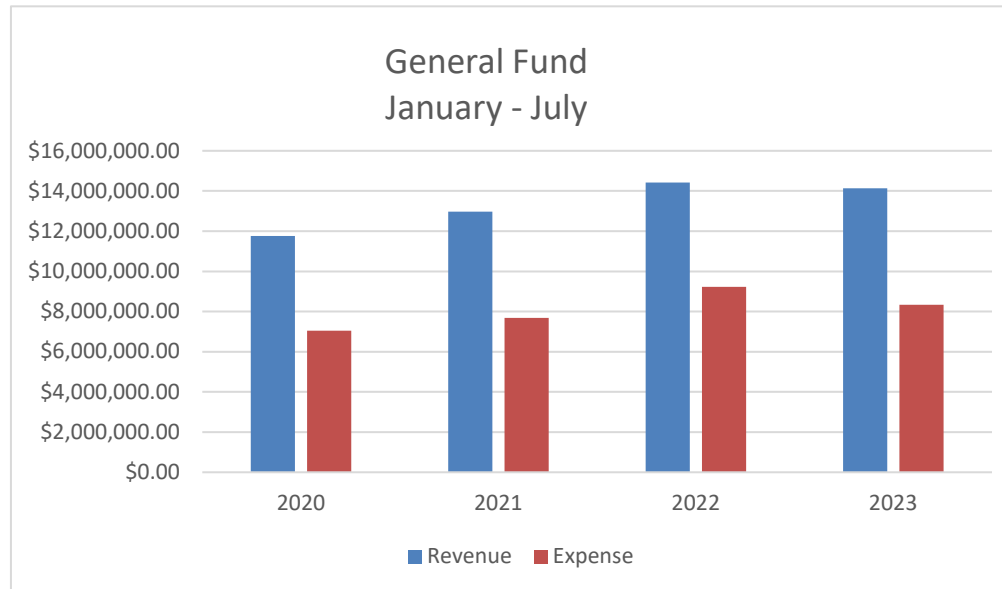
JULY 2023 FINANCIAL REPORTS ANALYSIS

**SOUTH WHITEHALL
TOWNSHIP**



General Fund Revenue vs Expense YTD July 2023

Net	Budget	Actual	% Budget
2023 General Fund Revenue	\$ 17,825,146.00	\$ 14,142,076.72	79.34%
2023 General Fund Expense	\$ 19,897,866.00	\$ 8,339,428.01	41.91%
*Includes interfund transfers	\$ (2,072,720.00)	\$ 5,802,648.71	



** Please note that the 2023 Expense Budget number now includes the 2022 rollover amounts now that we have closed 2022 in Munis.

**General Fund Revenues
YTD July 2023**

<u>Category</u>	<u>YTD Through 7-31-2021</u>	<u>YTD Through 7-31-2022</u>	<u>YTD Through 7-31-2023</u>	<u>2023 Budget</u>	<u>Variance to Budget 2023</u>
Real Estate Tax Total	6,637,597.30	6,876,711.46	6,882,993.77	7,057,000.00	174,006.23
Earned Income Tax Total	2,134,235.24	2,437,409.82	2,494,396.23	3,900,000.00	1,405,603.77
Business Privilege Total	2,166,172.54	2,558,610.74	2,799,110.26	2,702,150.37	-96,959.89
Admission Tax Total	580,856.49	958,321.98	917,393.71	1,650,000.00	732,606.29
Local Services Tax Total	299,021.20	311,582.03	323,622.47	625,000.00	301,377.53
Real Estate Transfer Total	491,271.76	564,823.37	445,984.86	875,000.00	429,015.14
License / Permit Fees Total	320,153.55	475,484.28	409,951.08	484,780.00	74,828.92
Cable TV Tax Total	168,675.93	167,091.90	158,859.65	325,000.00	166,140.35
Grants and Gifts Total	55,437.98	109,897.05	70,456.76	327,715.00	257,258.24
Disc Penalties Fines Total	-163,533.80	-162,857.49	-163,854.46	-173,000.00	-9,145.54
Other Income Total	286,742.11	94,811.15	189,453.07	35,001.00	-154,452.07
Interest Income Total	2,604.64	25,390.79	6,442.56	16,500.00	10,057.44
Interfund Transfers Total	0.00	0.00	0.00	0.00	0.00
Grand Total	12,979,234.94	14,417,277.08	14,534,809.96	17,825,146.37	3,290,336.41

Expected Timing of Revenues:

Real Estate Tax: Due May 31st


Business Privilege Tax: Due April 30th

Admission Tax: Our largest taxpayer is Open May - October

Local Services Tax: Received quarterly

Cable TV Franchise Tax: Received quarterly

**General Fund Revenues Comparison
YTD July 2023**



Real Estate Tax Revenue:

	<u>2021</u>	<u>2022</u>	<u>2023</u>	<u>2023 vs 2022</u>
March	0.00	6,711.47	0.00	(6,711.47)
April	1,410,543.30	1,058,040.63	1,303,561.83	245,521.20
May	4,870,765.04	5,412,070.65	5,044,566.11	(367,504.54)
June	87,112.55	83,758.13	96,279.66	12,521.53
July	169,430.70	177,419.20	339,361.70	161,942.50
August	1,382.70	737.80		(737.80)
September	17,265.77	52,015.67		(52,015.67)
October	12,795.38	9,288.45		(9,288.45)
November	45,291.41	37,489.04		(37,489.04)
December	85,320.98	72,468.27		(72,468.27)
	<u>\$ 6,699,907.83</u>	<u>\$ 6,909,999.31</u>	<u>\$ 6,783,769.30</u>	<u>\$ (126,230.01)</u>

Real Estate Tax: (0100009/30110) - 2.84975 mills or .00284975 X assessed value. Billed April 1; Due May 31 (2% discount).

We have received \$6,783,769.30 for Year to Date July 31, 2023, 98.3%. The 2023 budgeted amount for this revenue is \$6,900,000.00.

The revenue for the same period last year was \$6,738,000.08 collected as of July 31, 2022. \$136,672.78 was the base amount turned over as delinquent Real Estate and Fire Taxes for 2022. Total 2022 Real Estate Taxes were \$6,909,999.31 against a budget of \$6,898,444.00.

**General Fund Revenues Comparison
YTD July 2023**



Real Estate Transfer Tax Revenue:

	<u>2021</u>	<u>2022</u>	<u>2023</u>	<u>2023 vs 2022</u>
January	73,117.25	75,190.99	124,747.20	49,556.21
February	62,353.58	50,587.49	39,910.40	(10,677.09)
March	73,850.24	89,167.34	44,112.31	(45,055.03)
April	47,928.89	64,064.47	77,327.67	13,263.20
May	64,164.02	82,011.13	78,706.80	(3,304.33)
June	85,884.64	113,144.22	53,820.48	(59,323.74)
July	83,973.14	90,657.73	27,360.00	(63,297.73)
August	84,567.98	104,050.23		(104,050.23)
September	75,901.89	77,383.88		(77,383.88)
October	86,936.55	182,279.95		(182,279.95)
November	98,474.07	70,489.67		(70,489.67)
December	76,524.68	177,656.99		(177,656.99)
	<u>\$ 913,676.93</u>	<u>\$ 1,176,684.09</u>	<u>\$ 445,984.86</u>	<u>\$ (730,699.23)</u>

Real Estate Transfer Tax: (01000009/31010) - .5% on total sale of real estate. Received from Lehigh County monthly. For January - July 2023 a total of \$445,984.86 was received against a budget of \$875,000, 51%. The revenue for the same period last year was \$564,823.37 against a budgeted \$700,000, and we ended the year at 168.1%.

**General Fund Revenues Comparison
YTD July 2023**

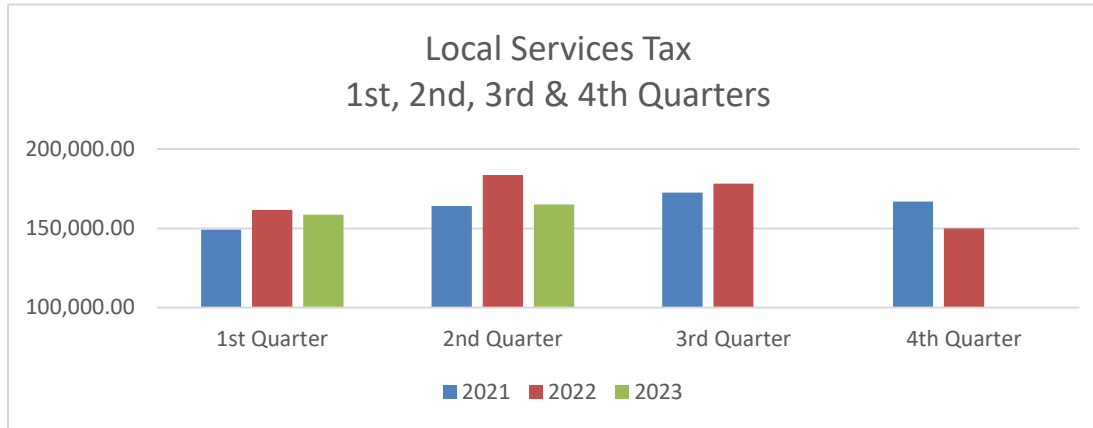


Earned Income Tax Revenue:

	<u>2021</u>	<u>2022</u>	<u>2023</u>	<u>2023 vs 2022</u>
January	98,303.84	111,655.28	102,997.75	(8,657.53)
February	676,421.80	842,996.70	707,252.99	(135,743.71)
March	226,440.14	270,347.78	330,983.16	60,635.38
April	101,744.98	141,580.32	172,427.45	30,847.13
May	676,269.88	762,553.74	897,410.08	134,856.34
June	245,023.65	228,024.89	196,290.50	(31,734.39)
July	110,030.95	80,251.11	87,034.30	6,783.19
August	604,674.27	711,584.63		(711,584.63)
September	210,743.34	228,310.75		(228,310.75)
October	105,596.80	98,980.56		(98,980.56)
November	645,982.20	494,839.97		(494,839.97)
December	209,749.14	467,963.69		(467,963.69)
	<u>\$ 3,910,980.99</u>	<u>\$ 4,439,089.42</u>	<u>\$ 2,494,396.23</u>	<u>\$ (1,944,693.19)</u>

Earned Income Tax: (0100009/31021) - .5% paid by Township residents on wages earned. Berkheimer collects and pays Township monthly. We received for January - July 2023 a total of \$2,494,396.23 against a budget of \$3,900,000, 64%. The revenue for the same period last year was \$2,437,409.82 against a budget of a \$3,500,000, and we ended the year at 126.8%.

**General Fund Revenues Comparison
YTD July 2023**



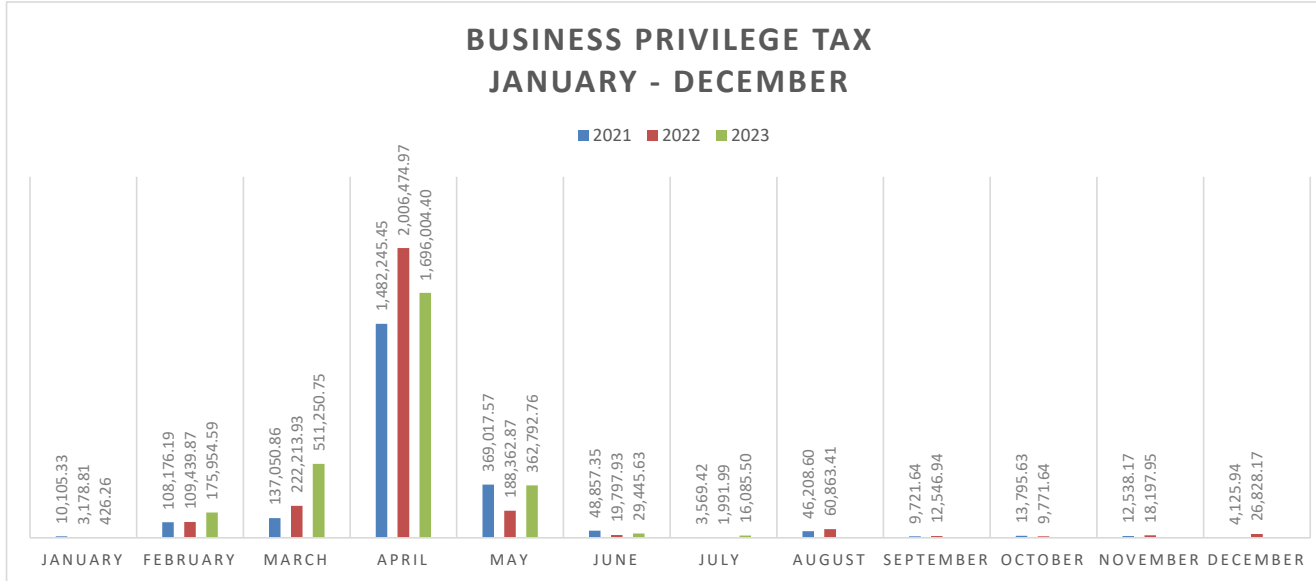
Local Services Tax Revenue:

	<u>2021</u>	<u>2022</u>	<u>2023</u>	<u>2023 vs 2022</u>
1st Quarter	149,021.20	161,582.03	158,622.47	(2,959.56)
2nd Quarter	164,098.09	183,630.69	165,000.00	(18,630.69)
3rd Quarter	172,428.91	178,226.19		(178,226.19)
4th Quarter	166,929.70	150,000.00		(150,000.00)
	<u>\$ 652,477.90</u>	<u>\$ 673,438.91</u>	<u>\$ 323,622.47</u>	<u>\$ (349,816.44)</u>

*The 2nd quarter 2023 is an estimated accrual based on prior years 2nd quarter.

Local Services Tax: (01000009/31051) - \$52.00 per person annually employed within the Township. Parkland School District collects and pays Township quarterly. We recorded \$323,622.47 for January - July 2023, against a budget of \$625,000, 51.8%. Revenue for the same period last year was \$345,212.72 against a budgeted \$600,000, and we ended the year at 112.2%. The amount for 2nd quarter 2023 is an estimate based on 2nd quarters in prior years.

**General Fund Revenues Comparison
YTD July 2023**

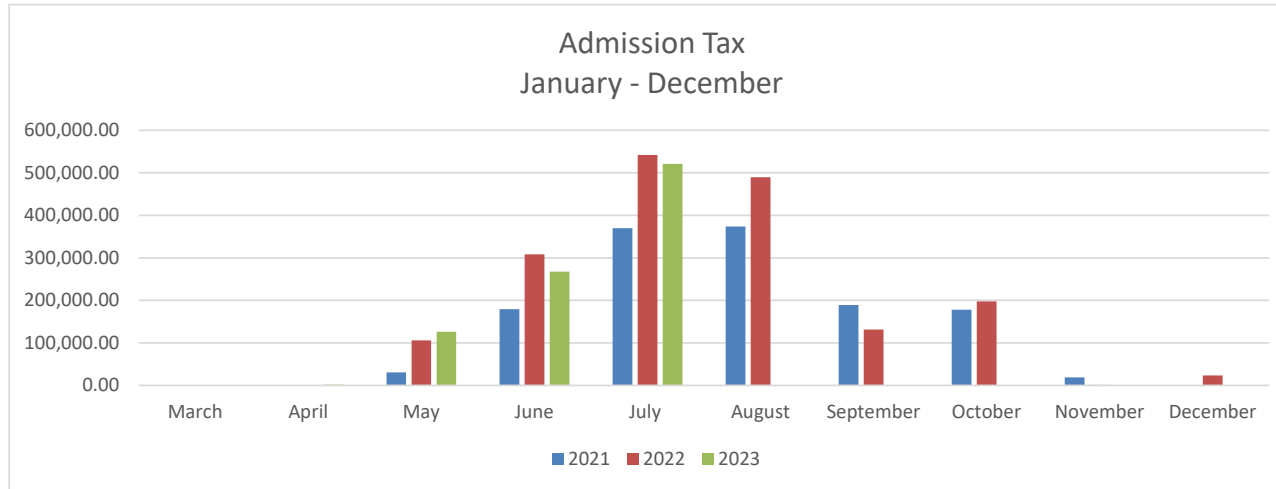


Business Privilege Tax Revenue:

	<u>2021</u>	<u>2022</u>	<u>2023</u>	<u>2023 vs 2022</u>
January	10,105.33	3,178.81	426.26	(2,752.55)
February	108,176.19	109,439.87	175,954.59	66,514.72
March	137,050.86	222,213.93	511,250.75	289,036.82
April	1,482,245.45	2,006,474.97	1,696,004.40	(310,470.57)
May	369,017.57	188,362.87	362,792.76	174,429.89
June	48,857.35	19,797.93	29,445.63	9,647.70
July	3,569.42	1,991.99	16,085.50	14,093.51
August	46,208.60	60,863.41		(60,863.41)
September	9,721.64	12,546.94		(12,546.94)
October	13,795.63	9,771.64		(9,771.64)
November	12,538.17	18,197.95		(18,197.95)
December	4,125.94	26,828.17		(26,828.17)
	<u>\$ 2,245,412.15</u>	<u>\$ 2,679,668.48</u>	<u>\$ 2,791,959.89</u>	<u>\$ 112,291.41</u>

Business Privilege Tax: (0100009/31036) - .1% (.001) wholesale or .15% (.0015) service/retail of gross receipts. Due April 30. We received for January - July 2023 a total of \$2,791,959.89 against a budgeted \$2,700,000, 103.4%. The revenue for the same period last year was \$2,551,460.37 against a budgeted \$2,350,000, and we ended the year at 114%.

**General Fund Revenues Comparison
YTD July 2023**



Admission Tax Revenue:

	<u>2021</u>	<u>2022</u>	<u>2023</u>	<u>2023 vs 2022</u>
January	0.00	0.00	0.00	0.00
February	0.00	0.00	601.98	601.98
March	314.49	882.81	0.00	(882.81)
April	0.00	783.55	1,825.53	1,041.98
May	30,835.28	106,157.08	126,253.56	20,096.48
June	179,600.64	308,522.56	267,439.35	(41,083.21)
July	370,106.08	541,975.98	521,273.29	(20,702.69)
August	374,057.21	489,690.18	0.00	(489,690.18)
September	188,888.82	131,547.26	0.00	(131,547.26)
October	178,055.38	197,537.02	0.00	(197,537.02)
November	18,607.39	984.47	0.00	(984.47)
December	0.00	23,644.79	0.00	(23,644.79)
Total	\$ 1,340,465.29	\$ 1,801,725.70	\$ 917,393.71	\$ (885,093.14)

Admission Tax: (010009/31061) - 5% of gross receipts. The largest contributor for this tax is only open for the season from May-October. As of July 31, 2023, we received \$917,393.71 against a budget of \$1,650,000, 55.6%. Comparatively last year, we recorded \$958,321.98 against a budgeted \$1,300,000, and we ended the year at 139%.

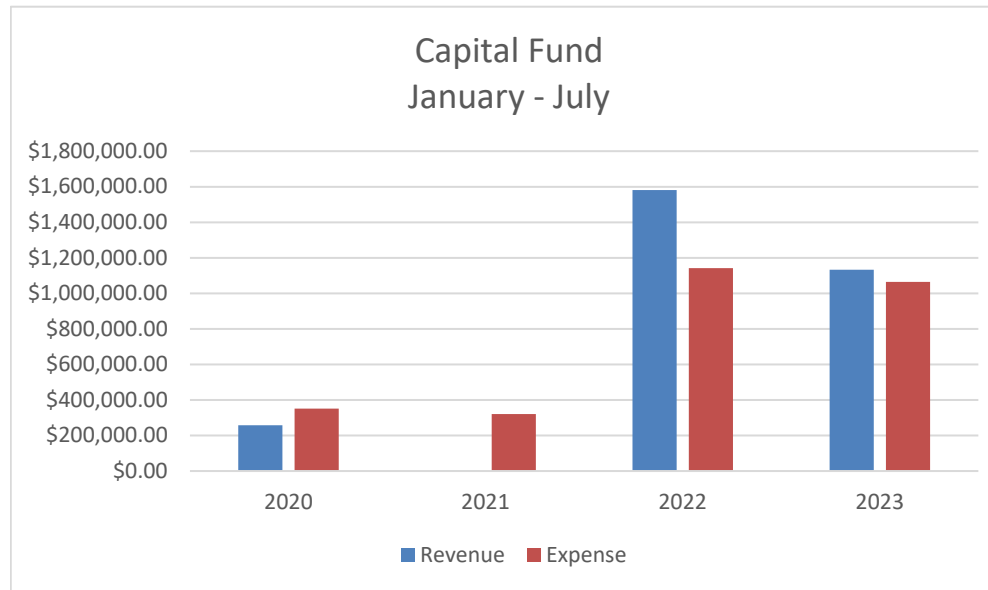
**General Fund Expenses
YTD July 2023**

<u>Category</u>	<u>YTD Through 7-31-2023</u>	<u>2023 Budget</u>	<u>Remaining Budget</u>
Salaries / Benefits Total	5,505,098.67	12,619,319.47	7,114,220.80
Materials / Supplies Total	396,049.11	843,882.27	447,833.16
Services Total	697,972.23	1,937,958.34	1,239,986.11
Engineer Fees/ Services Total	201,041.31	388,000.00	186,958.69
Solicitor Fees Total	102,836.43	188,500.00	85,663.57
Contributions Total	-500.00	41,500.00	42,000.00
Computers / Programming Total	0.00	2,000.00	2,000.00
Major Machinery Total	9,370.94	41,956.00	32,585.06
Equipment Rentals Total	4,360.00	23,000.00	18,640.00
Land/Building Improvements Total	0.00	0.00	0.00
General Gov Expense Total	510.35	5,700.00	5,189.65
Insurance Total	322,962.42	620,000.00	297,037.58
Professional Development Total	-9,825.37	110,450.00	120,275.37
Interfund Transfer Total	1,108,465.73	3,073,600.26	1,965,134.53
Utilities Total	1,086.19	2,000.00	913.81
Grand Total	8,339,428.01	19,897,866.34	11,558,438.33

**Capital Reserve Fund
YTD July 2023**

Net	Budget	Actual	% Budget
2023 Capital Fund Revenue	\$ 1,916,787.00	\$ 1,133,577.00	59.14%
2023 Capital Fund Expense	\$ 2,418,536.00	\$ 1,064,781.24	44.03%
	<u>\$ (501,749.00)</u>	<u>\$ 68,795.76</u>	

* the above revenue includes interfund transfers from General Fund.



** Please note that the 2023 Expense Budget number now includes the 2022 rollover amounts now that we have closed 2022 in Munis.

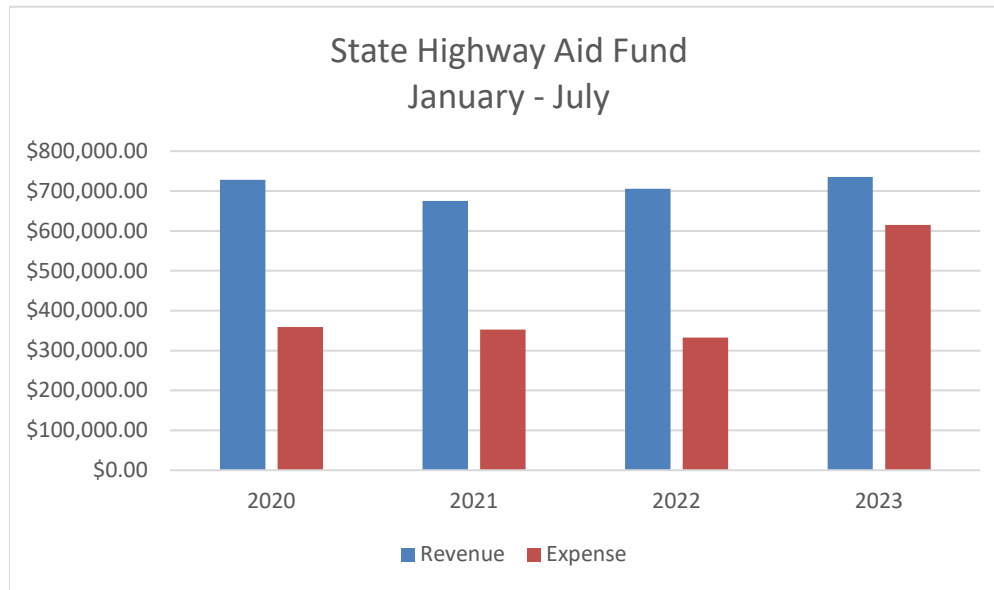
2023 Capital Expense Budget @ July 31, 2023 (Township)

		<u>Final 2023</u>		<u>Encumbered/</u>	<u>Remaining</u>
		<u>Budget</u>	<u>Paid in 2023</u>	<u>Req</u>	<u>Budget</u>
1. Police					
a. Police Vehicles (3 Patrol Vehicles including upfit)	30410003/40720	\$237,712	\$28,840	\$0	\$208,872
b. Police Vehicles (1 used detective vehicle)	30410003/40720	\$50,000			\$50,000
Subtotal		\$287,712	\$28,840	\$0	\$258,872
2. Public Works					
a. Paving 2023	30430003/40610	\$1,000,000	\$708,857	\$158,391	\$132,752
b. Retaining Wall - Brickyard Road	30430003/40610	\$250,000			\$250,000
c. Vehicles - 2 new pickup trucks	30430003/40720	\$122,400			\$122,400
d. Major Machinery & Equipment - Tiger Mower	30430003/40760	\$155,000		\$162,462	(\$7,462)
e. Property Improvement (Underground Fuel Tank Upgrade)	30430003/40801	\$11,675		\$11,675	\$0
Subtotal		\$1,539,075	\$708,857	\$332,528	\$497,690
3. Parks & Recreation					
a. Winchester Heights Tennis Courts	30451003/40801	\$90,000		\$71,615	\$18,385
Subtotal		\$90,000	\$0	\$71,615	\$18,385
Total 2023 Capital Expenditures		\$1,916,787	\$737,697	\$404,143	\$774,947
<u>Prior Years Open Capital Projects</u>		<u>2021 & 2022 PO</u>	<u>Paid In Prior</u>	<u>Encumbered/</u>	<u>Remaining</u>
		<u>Carry Forward</u>	<u>years</u>	<u>Req</u>	<u>PO Balance</u>
1. Police					
a. Police Vehicles (2022 Police Interceptor)	30410003/40720	\$95,824	\$0	\$95,824	\$0
		\$95,824	\$0	\$95,824	\$0
2. Public Works (2022 Projects)					
a. Ford F-550	30430003/40720	\$87,377	\$0	\$87,377	\$0
b. Wehr's Dam	30430003/40800	\$112,431	\$321,638	\$104,705	\$7,726
		\$199,808	\$321,638	\$104,705	\$95,103
3. Parks & Recreation (2021 & 2022 Projects)					
a. Jordan Creek Greenway Design/Permitting (Sections 35-45) \$150,000 Grant award (with Township match)	30451003/40973	\$156,183	\$38,856	\$105,933	\$50,250
b. Vistas Park Improvements	30451003/40981	\$49,935	\$27,065	\$20,622	\$29,312
		\$206,118	\$65,921	\$126,556	\$79,562
Total 2021 & 2022 Capital Expenditures		\$501,750	\$387,559	\$327,084	\$174,665
Total 2021-2023 Capital Expenditures		\$2,418,537	\$387,559	\$1,064,781	\$578,808

State Highway Aid Fund YTD July 2023

Net	Budget	Actual	% Budget
2023 State Highway Aid Fund Revenue	\$ 713,919.00	\$ 735,549.31	103.03%
2023 State Highway Aid Fund Expense	\$ 995,823.00	\$ 614,984.82	61.76%
	\$ (281,904.00)	\$ 120,564.49	

2023 Expenses are comprised of \$192,543.81 for Street Lighting, \$56,235.59 for Salt, \$169,069.42 for Street Construction and \$196,326.00 for a Freighliner Dump Truck.



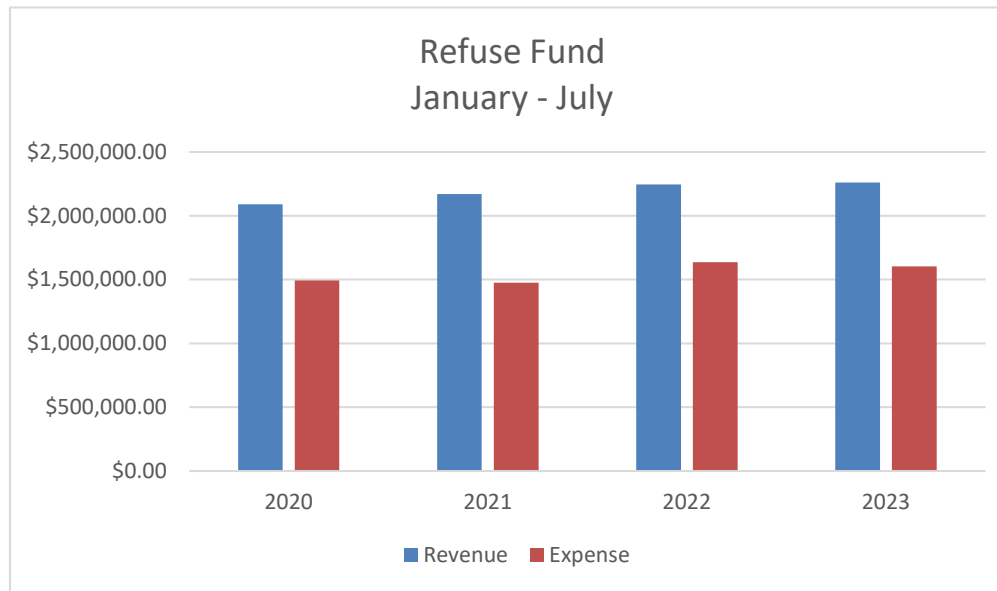
*NOTE: Revenue for State Highway Aid is received between the end of March and the beginning of April each year.

** Please note that the 2023 Expense Budget number now includes the 2022 rollover amounts now that we have closed 2022 in Munis.

Refuse Fund YTD July 2023

Net	Budget	Actual	% Budget
2023 Refuse Fund Revenue	\$ 2,941,126.00	\$ 2,259,522.73	76.83%
2023 Refuse Fund Expense	\$ 3,250,273.00	\$ 1,604,127.05	49.35%
	\$ (309,147.00)	\$ 655,395.68	

The 2023 expenses are comprised of mostly hauler fees in the amount of \$1,525,714.13. (July is an accrued amount that is 1/12 of the total year budget).



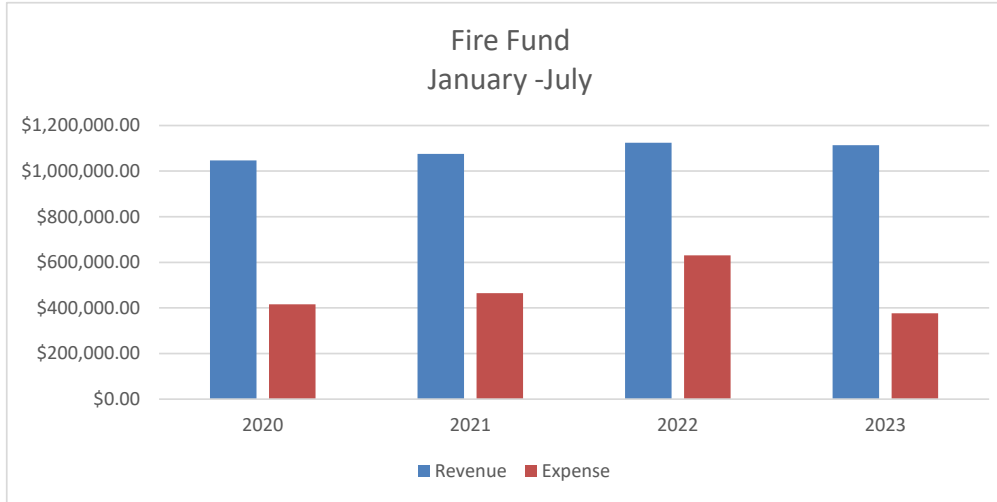
*NOTE: On January 1, 2020 the Refuse rate went from \$70.00 per quarter to \$95.00 per quarter.

** Please note that the 2023 Expense Budget number now includes the 2022 rollover amounts now that we have closed 2022 in Munis.

**Fire Fund
YTD July 2023**

Net	Budget	Actual	% Budget
2023 Fire Fund Revenue	\$ 1,334,500.00	\$ 1,113,818.31	83.46%
2023 Fire Fund Expense	\$ 1,368,998.00	\$ 376,364.24	27.49%
	\$ (34,498.00)	\$ 737,454.07	

*The 2023 Expenses include the cash transfers to Fire Fiscal & Apparatus accounts.



*NOTE: Fire Taxes are due on May 31st.

** Please note that the 2023 Expense Budget number now includes the 2022 rollover amounts now that we have closed 2022 in Munis.

2023 Capital Expense Budget @ July 31, 2023 (Fire Fund)

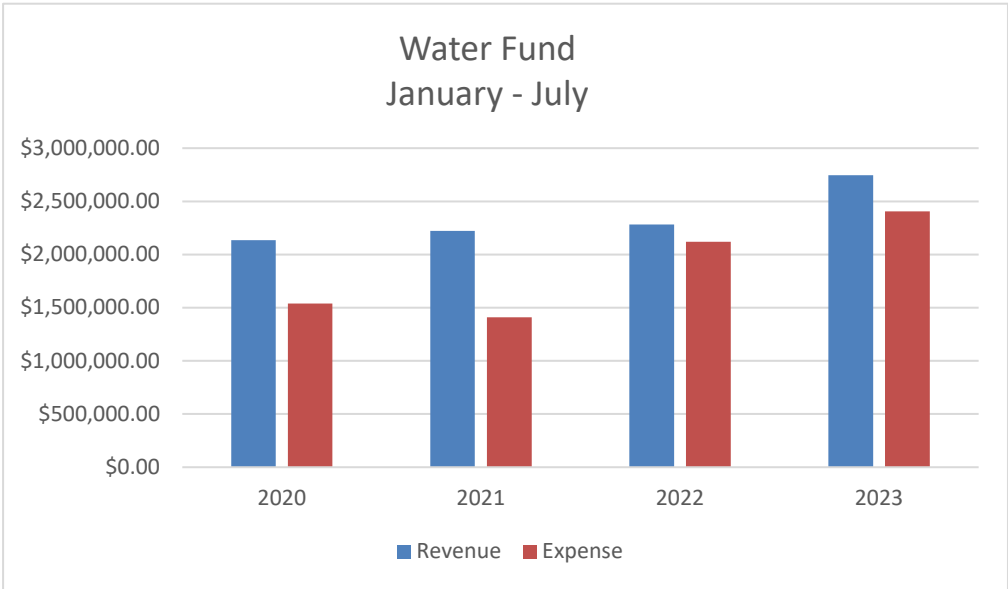
	<u>Final 2023 Budget</u>	<u>Paid in 2023</u>	<u>Encumbered/Req</u>	<u>Remaining Budget</u>
1. 2023 Fire Capital Projects				
a. Cetronia - Bathrooms	\$10,357	\$3,565	\$6,792	\$0
	<u>2022 PO Carry Forward</u>	<u>Paid in 2023</u>	<u>Encumbered/Req</u>	<u>Remaining PO Balance</u>
2. 2022 Fire Capital Projects				
a. Greenawalds & Woodlawn - Fire Hose	\$34,498	\$34,498	\$0	\$0
Total	\$44,855	\$38,063	\$6,792	\$0

**Water Fund
YTD July 2023**

Net	Budget	Actual	% Budget
2023 Water Fund Revenue	\$ 4,831,250.00	\$ 2,745,359.64	56.83%
2023 Water Fund Expense	\$ 5,265,554.00	\$ 2,405,401.22	45.68%
	<u>\$ (434,304.00)</u>	<u>\$ 339,958.42</u>	

Water Metered Fees revenue is \$2,271,611.14 as of July 31, 2023.

Water Purchase Fees are \$816,005.64, of which May, June & July are accrued amounts.



** Please note that the 2023 Expense Budget number now includes the 2022 rollover amounts now that we have closed 2022 in Munis.

Water Fund Revenues
YTD July 2023

<u>Category</u>	<u>YTD</u> <u>Through 7-31-2021</u>	<u>YTD</u> <u>Through 7-31-2022</u>	<u>YTD</u> <u>Through 7-31-2023</u>	<u>2023</u> <u>Budget</u>	<u>Variance to</u> <u>Budget 2023</u>
Metered / Flat Sales Total	1,977,827.30	2,051,256.95	2,271,611.14	4,536,000.00	2,264,388.86
Grants and Gifts Total	47,276.25	46,819.95	47,903.76	89,000.00	41,096.24
Interest Income Total	197.82	689.90	67,054.33	750.00	-66,304.33
Other Income Total	20,158.29	18,597.00	6,880.00	16,000.00	9,120.00
Disc / Penalties / Fines Total	2,334.21	5,639.70	3,942.37	4,500.00	557.63
Tapping and Allocation Fees Total	173,380.00	157,981.38	347,968.04	185,000.00	-162,968.04
Grand Total	2,221,173.87	2,280,984.88	2,745,359.64	4,831,250.00	2,085,890.36

**Water Fund Expenses
YTD July 2023**

<u>Category</u>	<u>YTD Through 7-31-2023</u>	<u>2023 Budget</u>	<u>Remaining Budget</u>
Salaries / Benefits Total	396,107.57	874,924.42	478,816.85
Materials / Supplies Total	55,913.44	124,482.36	68,568.92
Services Total	240,857.09	507,617.31	266,760.22
Engineer Fees / Services Total	83,663.82	301,652.50	217,988.68
Solicitor Fees Total	0.00	15,000.00	15,000.00
Major Machinery Total	57,299.50	61,362.00	4,062.50
Equipment Rentals Total	0.00	2,000.00	2,000.00
Vehicles Total	0.00	0.00	0.00
Water Purchase Fees Total	816,005.64	2,355,880.01	1,539,874.37
Land / Building Improvements Total	14,120.00	109,875.00	95,755.00
Debt Total	20,571.27	41,142.54	20,571.27
System Improvements Total	662,111.32	741,455.00	79,343.68
General Gov Expense Total	0.00	25,000.00	25,000.00
Insurance Total	26,783.31	40,000.00	13,216.69
Professional Development Total	3,287.00	7,800.00	4,513.00
Other Income Total	28,681.26	57,362.52	28,681.26
Grand Total	2,405,401.22	5,265,553.66	2,860,152.44

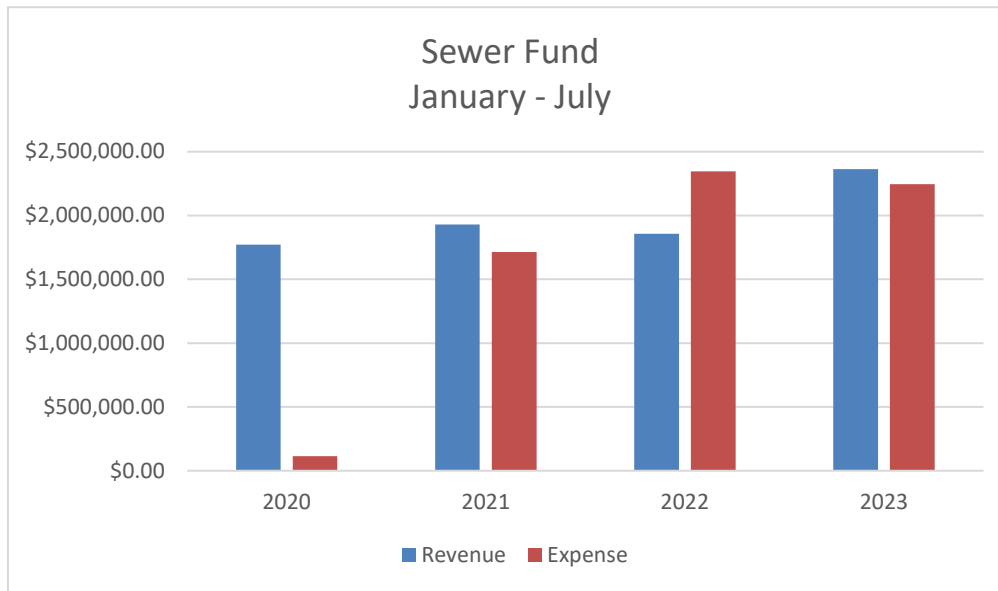
Capital Expenses for Water Fund @ July 31, 2023

	<u>Final 2023 Budget</u>	<u>Paid in 2023</u>	<u>Encumbered/ Req</u>	<u>Remaining Budget</u>
<u>2023 Water Fund Capital Expenses</u>				
a. Buildings	\$35,000	\$14,120	\$0	\$20,880
b. Water Station Maintenance	\$65,300	\$14,721	\$19,640	\$30,939
c. System Improvement	\$387,590	\$368,691	\$18,899	(\$0)
d. MajorMachinery & Equipment	\$10,000	\$9,938	\$0	\$63
Subtotal	\$497,890	\$407,469	\$38,539	\$51,882
<u>2022 Water Fund Capital Expenses</u>				
	<u>Forward</u>	<u>Paid in 2023</u>	<u>Encumbered/ Req</u>	<u>Remaining PO Balance</u>
a. Rebuild of Spare Jockey Pump	\$4,875	\$0	\$4,875	\$0
b. Well Shaft	\$70,000	\$0	\$70,000	\$0
c. Water Meters	\$30,000	\$20,134	\$9,866	\$0
d. Bridgeview Terrace Water Main Replacement	\$258,565	\$258,565	\$0	\$0
e. Ford F-250 Utility Body Truck	\$47,362	\$47,362	\$0	\$0
Subtotal	\$410,802	\$326,061	\$84,741	\$0
Combined Total of Capital Expenses	\$908,692	\$733,531	\$123,279	\$51,882

**Sewer Fund
YTD July 2023**

Net	Budget	Actual	% Budget
2023 Sewer Fund Revenue	\$ 3,915,858.00	\$ 2,363,006.61	60.34%
2023 Sewer Fund Expense	\$ 4,428,965.00	\$ 2,245,458.02	50.70%
	<u>\$ (513,107.00)</u>	<u>\$ 117,548.59</u>	

Sewer Metered and Flat Fees are \$1,783,091.00 as of July 31, 2023.
Sewer Disposal Fees are \$1,012,452.60, of which April - July are accrued amounts.



** Please note that the 2023 Expense Budget number now includes the 2022 rollover amounts now that we have closed 2022 in Munis.

Sewer Fund Revenues
YTD July 2023

<u>Category</u>	<u>YTD</u> <u>Through 7-31-2021</u>	<u>YTD</u> <u>Through 7-31-2022</u>	<u>YTD</u> <u>Through 7-31-2023</u>	<u>2023</u> <u>Budget</u>	<u>Variance to</u> <u>Budget 2023</u>
Metered / Flat Sales Total	1,550,661.29	1,531,247.97	1,783,091.00	3,624,858.00	1,841,767.00
Grants and Gifts Total	36,689.01	35,078.93	27,895.21	74,000.00	46,104.79
License / Permit Fees Total	400.00	400.00	400.00	500.00	100.00
Interest Checking Revenue Total	0.00	0.00	69,526.85	0.00	-69,526.85
Other Income Total	9,140.00	3,480.00	4,460.00	5,000.00	540.00
Disc / Penalties / Fines Total	-199.86	5,494.63	4,109.27	4,000.00	-109.27
Tapping and Allocation Fees Total	333,549.00	282,256.06	473,524.28	207,500.00	-266,024.28
Grand Total	1,930,239.44	1,857,957.59	2,363,006.61	3,915,858.00	1,552,851.39

**Sewer Fund Expenses
YTD July 2023**

<u>Category</u>	<u>YTD Through 7-31-2023</u>	<u>2023 Budget</u>	<u>Remaining Budget</u>
Salaries / Benefits Total	534,445.76	1,080,519.74	546,073.98
Materials / Supplies Total	19,779.14	40,992.00	21,212.86
Services Total	27,521.91	90,164.00	62,642.09
Engineer Fees / Services Total	30,624.18	79,000.00	48,375.82
Solicitor Fees Total	1,742.50	20,000.00	18,257.50
Major Machinery and Equipment Total	9,937.50	10,000.00	62.50
Equipment Rentals Total	194.36	2,000.00	1,805.64
Disposal Fees Total	1,012,452.60	2,025,127.08	1,012,674.48
Buildings Total	0.00	2,500.00	2,500.00
System Improvement Total	255,881.00	370,000.00	114,119.00
General Gov Expense Total	0.00	50,000.00	50,000.00
Insurance Total	1,108.31	1,900.00	791.69
Professional Development Total	726.00	4,400.00	3,674.00
EPA Total	322,363.50	595,000.00	272,636.50
Other Income Total	28,681.26	57,362.52	28,681.26
Grand Total	2,245,458.02	4,428,965.34	2,183,507.32

Capital Expenses for Sewer Fund @ July 31, 2023

	<u>Final 2023 Budget</u>	<u>Paid in 2023</u>	<u>Encumbered/ Req</u>	<u>Remaining Budget</u>
<u>2023 Sewer Fund Capital Expenses</u>				
a. EPA Sanitary Repairs	\$285,000	\$13,050	\$0	\$271,950
b. Water Station Maintenance	\$2,500	\$0	\$0	\$2,500
c. System Improvement	\$370,000	\$255,881	\$32,619	\$81,500
d. Major Machinery & Equipment	\$10,000	\$9,938	\$0	\$63
Subtotal	\$667,500	\$278,869	\$32,619	\$356,013
<u>2022 Sewer Fund Capital Expenses</u>				
	<u>2022 PO Carryforward</u>	<u>Paid in 2023</u>	<u>Encumbered/ Req</u>	<u>Remaining PO Balance</u>
a. Tilghman St. Bridge Utility Relocation	\$250,000	\$250,000	\$0	\$0
b. Cast In Place Repairs	\$60,000	\$59,314	\$687	\$0
Subtotal	\$310,000	\$309,314	\$687	\$0
Combined Total of Capital Expenses	\$977,500	\$588,182	\$33,306	\$356,013

South Whitehall Township
Bank Balances

	July 31, 2023	July 31, 2022
Cash - General Fund	\$ 5,374,526.04	\$ 7,939,716.05
Cash - Fiscal Stability Fund	\$ 8,598,840.18	\$ 2,436,908.09
Cash - Capital Reserve Fund	\$ 615,358.25	\$ 765,249.26

South Whitehall Township
Water & Sewer
Bank Balances

	July 31, 2023	July 31, 2022
Cash - Water Fund (Wells Fargo)	\$ 2,912,734.94	\$ 4,621,127.00
Cash - Water Fund (Neffs)	\$ -	\$ 556,542.64
Cash - Water Fund (Univest)	\$ 3,125,096.71	\$ -
Cash - Sewer Fund	\$ 2,475,057.65	\$ 5,211,267.51
Cash - Sewer Fund (Univest)	\$ 3,078,765.29	\$ -

General Fund

SOUTH WHITEHALL TOWNSHIP, PA



BALANCE SHEET FOR 2023 7

FUND: 01 General Fund			NET CHANGE FOR PERIOD	ACCOUNT BALANCE
ASSETS				
01	10000	General Fund Checking	-346,659.34	5,431,143.35
01	10100	AP Checking	.00	29,048.49
01	10400	Escrow Sub Accounts Govt Banki	764,146.14	5,095,638.62
01	11000	Petty Cash	.00	1,000.00
01	11010	Credit Card Checking Cash	.00	600.00
01	12450	Revenue Accrual	457,069.85	887,056.50
01	13500	Due from Other Governments	.00	68,056.82
01	14001	Real Estate Tax Receivable	.00	108,857.77
01	14036	B P Tax Receivable	.00	4,513.84
01	14201	Del Real Estate Tax Receivable	.00	202,845.11
01	14530	Accounts Receivable	92,461.49	570,153.34
01	14533	Allowance for Bad Debts	.00	.75
01	14555	Earned Income/LST Tax Rec.	.00	167,542.24
01	14600	Cable Tax Receivable	.00	83,849.29
01	14700	Transfer Tax Receivable	.00	74,994.19
01	15500	Prepaid	-68,125.35	384,824.03
01	19000	Interfund Transfer	-341.49	4,528,717.49
01	19001	Due From Authority	.00	367,868.42
TOTAL ASSETS			898,551.30	18,006,710.25
LIABILITIES				
01	20020	Accounts Payable	423.70	-749.93
01	20025	Accounts Payable Accrual	.00	-19,318.63
01	24600	Accrued Compensation Payable	.00	100.00
01	24800	Escrow Payable	-764,146.14	-5,095,638.63
01	27003	Due to Payroll Fund	.00	65,112.28
01	28000	Def Inflow Unavail Prop Rev	.00	-185,194.06
01	28001	Def Inflow Unavail Rev Oth	.00	-650,319.88
01	29000	Interfund Transfer	.00	-365,946.74
01	29001	Due to Authority	.00	-38,444.00
01	29800	Deferred Rev.	75.00	9,975.00
TOTAL LIABILITIES			-763,647.44	-6,280,424.59
FUND BALANCE				
01	18300	Estimated Revenue Control	.00	17,825,146.37
01	18500	General Fund Revenue Control	-1,071,419.74	-14,534,809.96
01	27998	Fund Balance Adjustment	.00	4,549,053.23
01	27999	Fund Balance	.00	-10,079,956.94
01	29100	Encumbrance Control	-48,839.20	766,978.93
01	29200	Appropriation Control	.00	-19,897,866.34
01	29400	General Fund Expenditure Contr	936,515.88	8,339,428.01
01	29600	Budgetary Fund Balance Control	.00	2,072,719.97
01	29700	Fund Bal Reser for Encumbrance	48,839.20	-766,978.93
TOTAL FUND BALANCE			-134,903.86	-11,726,285.66
TOTAL LIABILITIES + FUND BALANCE			-898,551.30	-18,006,710.25

SOUTH WHITEHALL TOWNSHIP, PA



YTD BUDGET REVENUES

JULY 2023

FOR 2023 07

ACCOUNTS	FOR:		ORIGINAL	REVISED	ACTUAL YTD	ACTUAL MTD	REMAINING	PCT
01	General	Fund	ESTIM REV	EST REV	REVENUE	REVENUE	REVENUE	COLL
000 Undefined								
01000009	30110	RETRev	-6,900,000	-6,900,000	-6,783,769.30	-339,361.70	-116,230.70	98.3%
01000009	30120	RETRefRev	3,000	3,000	.00	.00	3,000.00	.0%
01000009	30130	DeI RETRev	-110,000	-110,000	-68,431.23	-13,245.43	-41,568.77	62.2%
01000009	30160	IrnRETRev	-50,000	-50,000	-30,793.24	.00	-19,206.76	61.6%
01000009	31010	RETTRev	-875,000	-875,000	-445,984.86	-27,360.00	-429,015.14	51.0%
01000009	31021	EITRev	-3,900,000	-3,900,000	-2,494,396.23	-87,034.30	-1,405,603.77	64.0%
01000009	31036	BPTaxRev	-2,700,000	-2,700,000	-2,791,959.89	-16,085.50	91,959.89	103.4%
01000009	31038	BPTxReRev	5,000	5,000	.00	.00	5,000.00	.0%
01000009	31040	BPTxAgRev	-7,150	-7,150	-7,150.37	-2,150.37	.00	100.0%
01000009	31051	LoSerTxRev	-625,000	-625,000	-323,622.47	.00	-301,377.53	51.8%
01000009	31061	AdmTxRev	-1,650,000	-1,650,000	-917,393.71	-521,273.29	-732,606.29	55.6%
01000009	31902	PenRETRev	-15,000	-15,000	.00	.00	-15,000.00	.0%
01000009	31913	IntBPREv	-15,000	-15,000	-6,442.56	-878.63	-8,557.44	43.0%
01000009	31914	PenBPREv	-7,000	-7,000	-6,870.79	-806.74	-129.21	98.2%
01000009	32132	JunkLicRev	-200	-200	-200.00	.00	.00	100.0%
01000009	32135	BevLicRev	-7,500	-7,500	-1,500.00	.00	-6,000.00	20.0%
01000009	32145	BPLicRev	-75,000	-75,000	-85,645.00	-665.00	10,645.00	114.2%
01000009	32180	CaTVTxRev	-325,000	-325,000	-158,859.65	134.25	-166,140.35	48.9%
01000009	34101	IntChecRev	-1,500	-1,500	.00	.00	-1,500.00	.0%
01000009	35900	LGovTaxRev	-1,000	-1,000	-1,000.00	.00	.00	100.0%
01000009	36247	AmAdPerRev	-30	-30	-30.00	.00	.00	100.0%
01000009	36255	MiscellRev	-2,000	-2,000	-18,638.67	-10,907.18	16,638.67	931.9%
01000009	36715	LibLease	-1	-1	-1.00	.00	.00	100.0%
01000009	36725	HeaIns	0	0	-65,613.00	.00	65,613.00	100.0%
01000009	37392	DisREOff	123,000	123,000	128,450.77	911.46	-5,450.77	104.4%
01000009	37394	CoChCoOff	4,000	4,000	3,037.50	783.00	962.50	75.9%
01000009	37395	CoChRETOff	18,000	18,000	8,919.70	547.20	9,080.30	49.6%
01000009	37398	CoChEITOff	50,000	50,000	30,317.28	1,088.29	19,682.72	60.6%
01000009	39110	SaleFARev	-12,500	-12,500	-104,500.00	.00	92,000.00	836.0%
01001009	35400	GrantRev	-14,000	-14,000	.00	.00	-14,000.00	.0%
TOTAL Undefined			-17,089,881	-17,089,881	-14,142,076.72	-1,016,303.94	-2,947,804.65	82.8%

YTD BUDGET REVENUES
JULY 2023

FOR 2023 07

ACCOUNTS FOR:	ORIGINAL ESTIM REV	REVISED EST REV	ACTUAL YTD REVENUE	ACTUAL MTD REVENUE	REMAINING REVENUE	PCT COLL
01 General Fund						
410 Police						
01006009 35400 GrantRev	-239,215	-239,215	-37,173.16	-12,043.77	-202,041.84	15.5%
01302009 35401 DARERev	0	0	-1,050.43	.00	1,050.43	100.0%
01410009 33111 VehCoViRev	-50,000	-50,000	-38,312.10	-7,978.61	-11,687.90	76.6%
01410009 33112 CriCodeRev	-8,000	-8,000	-6,824.83	-1,554.47	-1,175.17	85.3%
01410009 33113 StaPolRev	-10,000	-10,000	-4,413.33	.00	-5,586.67	44.1%
01410009 36210 SpPolSeRev	-60,000	-60,000	-31,233.17	-11,688.55	-28,766.83	52.1%
01410009 36211 PolRepRev	-8,000	-8,000	-5,695.00	-560.00	-2,305.00	71.2%
01410009 36212 FaAlArRev	-10,000	-10,000	-2,850.00	-75.00	-7,150.00	28.5%
01410009 36255 MiscellRev	-2,500	-2,500	.00	.00	-2,500.00	.0%
TOTAL Police	-387,715	-387,715	-127,552.02	-33,900.40	-260,162.98	32.9%

YTD BUDGET REVENUES
JULY 2023

FOR 2023 07

ACCOUNTS FOR:	ORIGINAL ESTIM REV	REVISED EST REV	ACTUAL YTD REVENUE	ACTUAL MTD REVENUE	REMAINING REVENUE	PCT COLL
01 General Fund						
430 Public Works - General Service						
01430009 36252 WonPRev	-1,000	-1,000	.00	.00	-1,000.00	.0%
01430009 36255 MiscellRev	0	0	-75.00	-75.00	75.00	100.0%
01430009 36259 PennWinAgr	-8,000	-8,000	.00	.00	-8,000.00	.0%
TOTAL Public Works - General Serv	-9,000	-9,000	-75.00	-75.00	-8,925.00	.8%

YTD BUDGET REVENUES
JULY 2023

FOR 2023 07

ACCOUNTS FOR: 01	General Fund	ORIGINAL ESTIM REV	REVISED EST REV	ACTUAL YTD REVENUE	ACTUAL MTD REVENUE	REMAINING REVENUE	PCT COLL
451 Recreation Administration							
01451009	35400 GrantRev	-2,500	-2,500	.00	.00	-2,500.00	.0%
01451009	36714 PavRentRev	-15,000	-15,000	-15,780.00	-1,795.00	780.00	105.2%
01451009	36720 RecProgRev	-155,000	-155,000	-155,020.82	-4,475.00	20.82	100.0%
01451009	36721 Sponsors	-2,000	-2,000	-625.40	-75.40	-1,374.60	31.3%
01451009	36728 PHEAAREV	-3,000	-3,000	.00	.00	-3,000.00	.0%
TOTAL Recreation Administration		-177,500	-177,500	-171,426.22	-6,345.40	-6,073.78	96.6%

YTD BUDGET REVENUES
JULY 2023

FOR 2023 07

ACCOUNTS FOR:	ORIGINAL ESTIM REV	REVISED EST REV	ACTUAL YTD REVENUE	ACTUAL MTD REVENUE	REMAINING REVENUE	PCT COLL
01 General Fund						
460 Community Development						
01303009 38317 TrImpCoRev	-15,000	-15,000	.00	.00	-15,000.00	.0%
01460009 36133 ZonHBRev	-7,000	-7,000	-2,100.00	-1,000.00	-4,900.00	30.0%
01460009 36140 AllPlanFee	-25,000	-25,000	-20,400.00	-3,050.00	-4,600.00	81.6%
01460009 36220 FireCodRev	-8,000	-8,000	-5,400.00	-500.00	-2,600.00	67.5%
01460009 36240 ACT157FEES	-1,500	-1,500	-1,710.00	-270.00	210.00	114.0%
01460009 36241 NonResApp	-14,000	-14,000	-8,900.00	-650.00	-5,100.00	63.6%
01460009 36242 NonResIssu	-12,000	-12,000	-14,225.00	-3,050.00	2,225.00	118.5%
01460009 36244 SeDisPerRe	-250	-250	-50.00	.00	-200.00	20.0%
01460009 36245 ROWPermits	-17,000	-17,000	-7,125.00	-1,525.00	-9,875.00	41.9%
01460009 36246 ResAppFees	-30,000	-30,000	-19,300.00	-2,400.00	-10,700.00	64.3%
01460009 36248 ResIssFees	-30,000	-30,000	-13,450.00	-2,150.00	-16,550.00	44.8%
01460009 36250 PluLicRev	-1,000	-1,000	-620.00	.00	-380.00	62.0%
01460009 36260 SpFlHaPer	-300	-300	-400.00	-200.00	100.00	133.3%
TOTAL Community Development	-161,050	-161,050	-93,680.00	-14,795.00	-67,370.00	58.2%
TOTAL General Fund	-17,825,146	-17,825,146	-14,534,809.96	-1,071,419.74	-3,290,336.41	81.5%
TOTAL REVENUES	-17,825,146	-17,825,146	-14,534,809.96	-1,071,419.74	-3,290,336.41	

YTD BUDGET EXPENSES
JULY 2023

FOR 2023 07

ACCOUNTS FOR:	ORIGINAL	REVISED					AVAILABLE	PCT
01 General Fund	APPROP	BUDGET	YTD EXPENDED	MTD EXPENDED	ENC/REQ	BUDGET	USED	
400 Legislative								
01400001 40105 SalWagElec	20,625	20,625	10,312.50	.00	.00	10,312.50	50.0%	
01400002 45001 ClParkSen	1,000	1,000	.00	.00	.00	1,000.00	.0%	
01400002 45002 Mealowheel	6,000	6,000	.00	.00	.00	6,000.00	.0%	
01400002 45004 LHConSen	1,000	1,000	.00	.00	.00	1,000.00	.0%	
01400002 45006 CetSenCiti	1,000	1,000	.00	.00	.00	1,000.00	.0%	
01400002 45009 TreatTren	1,500	1,500	.00	.00	.00	1,500.00	.0%	
01400002 45011 ParkElemWr	500	500	-500.00	.00	.00	1,000.00	-100.0%	
01400002 45014 PocWildReh	500	500	.00	.00	.00	500.00	.0%	
01400002 45015 TPLV	1,500	1,500	.00	.00	.00	1,500.00	.0%	
TOTAL Legislative	33,625	33,625	9,812.50	.00	.00	23,812.50	29.2%	

YTD BUDGET EXPENSES
JULY 2023

FOR 2023 07

ACCOUNTS FOR:	ORIGINAL	REVISED					AVAILABLE	PCT
01 General Fund	APPROP	BUDGET	YTD EXPENDED	MTD EXPENDED	ENC/REQ	BUDGET	USED	
401 Executive								
01401001 40112 Wages	234,312	234,312	121,537.97	14,608.02	.00	112,774.25	51.9%	
01401001 40113 SpAlloc	-16,474	-16,474	.00	.00	.00	-16,474.02	.0%	
01401001 40172 HolidayPay	0	0	3,494.04	873.51	.00	-3,494.04	100.0%	
01401001 40184 AttendInc	2,625	2,625	1,867.79	.00	.00	757.21	71.2%	
01401001 40188 PTO	0	0	5,705.35	2,198.68	.00	-5,705.35	100.0%	
01401001 40221 BEREAV	0	0	451.61	.00	.00	-451.61	100.0%	
01401002 40229 MealFood	500	500	.00	.00	.00	500.00	.0%	
01401002 40321 TeleChrg	4,200	4,200	1,392.79	-178.58	2,628.63	178.58	95.7%	
01401002 40420 DueSubMem	2,000	2,000	2,024.00	.00	.00	-24.00	101.2%	
01401002 40460 ContEduc	3,750	3,750	1,290.97	399.97	.00	2,459.03	34.4%	
01401002 40573 GenGovtExp	500	500	60.00	.00	.00	440.00	12.0%	
TOTAL Executive	231,413	231,413	137,824.52	17,901.60	2,628.63	90,960.05	60.7%	

YTD BUDGET EXPENSES
JULY 2023

FOR 2023 07

ACCOUNTS FOR:	ORIGINAL	REVISED					AVAILABLE	PCT
01 General Fund	APPROP	BUDGET	YTD EXPENDED	MTD EXPENDED	ENC/REQ	BUDGET	USED	
402 Finance								
01402001 40112 Wages	319,003	319,003	112,298.15	15,496.55	.00	206,704.73	35.2%	
01402001 40113 SpAlloc	-94,166	-94,166	.00	.00	.00	-94,165.70	.0%	
01402001 40115 SalWagPT	20,000	20,000	12,598.00	1,497.11	.00	7,402.00	63.0%	
01402001 40172 HolidayPay	0	0	4,658.88	1,207.85	.00	-4,658.88	100.0%	
01402001 40177 Sick Pay	0	0	18,898.75	499.13	.00	-18,898.75	100.0%	
01402001 40180 OT Pay	2,500	2,500	62.66	.00	.00	2,437.34	2.5%	
01402001 40184 AttendInc	7,300	7,300	3,925.00	.00	.00	3,375.00	53.8%	
01402001 40188 PTO	0	0	9,150.15	1,564.42	.00	-9,150.15	100.0%	
01402001 40189 WC Offset	0	0	-10,747.96	.00	.00	10,747.96	100.0%	
01402001 40221 BEREAV	0	0	296.72	.00	.00	-296.72	100.0%	
01402002 40229 MealFood	500	500	.00	.00	.00	500.00	.0%	
01402002 40315 TxAppHOff	1,000	1,000	.00	.00	.00	1,000.00	.0%	
01402002 40321 TeleChrg	540	540	181.14	-220.45	132.31	226.55	58.0%	
01402002 40331 Travel	3,000	3,000	1,406.55	.00	.00	1,593.45	46.9%	
01402002 40420 DueSubMem	1,000	1,000	195.00	.00	.00	805.00	19.5%	
01402002 40450 ContrSrv	50,000	76,400	30,028.45	.00	11,000.00	35,371.55	53.7%	
01402002 40460 ContEduc	5,000	5,000	900.00	.00	.00	4,100.00	18.0%	
01402002 40760 MinMachEqu	2,500	2,500	1,976.48	.00	.00	523.52	79.1%	
TOTAL Finance	318,177	344,577	185,827.97	20,044.61	11,132.31	147,616.90	57.2%	

YTD BUDGET EXPENSES
JULY 2023

FOR 2023 07

ACCOUNTS FOR:	ORIGINAL	REVISED					AVAILABLE	PCT
01 General Fund	APPROP	BUDGET	YTD EXPENDED	MTD EXPENDED	ENC/REQ	BUDGET	USED	
403 Treasurer/ Tax Collector								
01403001 40105 SalWagElec	10,000	10,000	5,800.00	800.00	.00	4,200.00	58.0%	
01403002 40215 Postage	4,500	4,500	4,500.00	.00	.00	.00	100.0%	
01403002 40375 Bond	1,000	1,000	345.08	113.18	.00	654.92	34.5%	
01403002 40450 ContrSrv	6,000	6,000	5,905.18	.00	.00	94.82	98.4%	
TOTAL Treasurer/ Tax Collector	21,500	21,500	16,550.26	913.18	.00	4,949.74	77.0%	

YTD BUDGET EXPENSES
JULY 2023

FOR 2023 07

ACCOUNTS FOR:	ORIGINAL	REVISED	YTD EXPENDED		MTD EXPENDED	ENC/REQ	AVAILABLE	PCT
01 General Fund	APPROP	BUDGET					BUDGET	USED
404 Solicitor/Legal Services								
01404102 40197 Pension	20,000	20,000	8,675.00		.00	.00	11,325.00	43.4%
01404102 40573 GenGovtExp	170,000	170,000	63,116.80		23,450.05	.00	106,883.20	37.1%
01404102 40937 MeetPrepEx	35,000	35,000	15,401.50		2,825.00	.00	19,598.50	44.0%
01404102 40939 ZoningExp	50,000	50,000	67,614.20		1,305.00	.00	-17,614.20	135.2%
01404102 40940 SubdivBill	125,000	125,000	102,032.28		16,790.95	.00	22,967.72	81.6%
01404102 40941 SubdivReim	-125,000	-125,000	-86,740.70		-20,313.95	.00	-38,259.30	69.4%
01404102 40946 Grievance	5,000	5,000	.00		.00	.00	5,000.00	.0%
01404102 40948 Arbitrat	5,000	5,000	.00		.00	.00	5,000.00	.0%
01404102 40949 Litigat	20,000	20,000	9,277.36		7,162.36	.00	10,722.64	46.4%
01404102 40950 Collect	2,000	2,000	.00		.00	.00	2,000.00	.0%
01404102 40952 Codificat	10,000	10,000	1,195.00		.00	.00	8,805.00	12.0%
01404102 40953 LaborExp	75,000	75,000	11,172.37		3,231.00	.00	63,827.63	14.9%
01404102 40955 CivilServ	15,000	15,000	3,481.00		.00	.00	11,519.00	23.2%
01404102 40956 TaxAppeal	1,500	1,500	61.50		61.50	.00	1,438.50	4.1%
01404102 40958 Ordinances	15,000	15,000	11,230.00		560.00	.00	3,770.00	74.9%
TOTAL Solicitor/Legal Services	423,500	423,500	206,516.31		35,071.91	.00	216,983.69	48.8%

YTD BUDGET EXPENSES
JULY 2023

FOR 2023 07

ACCOUNTS FOR:	ORIGINAL	REVISED					AVAILABLE	PCT
01 General Fund	APPROP	BUDGET	YTD EXPENDED	MTD EXPENDED	ENC/REQ	BUDGET	USED	
405 Human Resources								
01405001 40112 Wages	132,345	132,345	49,082.15	8,824.64	.00	83,262.51	37.1%	
01405001 40113 Spec Allo	-7,352	-7,352	.00	.00	.00	-7,352.48	.0%	
01405001 40172 HolidayPay	0	0	2,226.10	768.50	.00	-2,226.10	100.0%	
01405001 40177 Sick Pay	0	0	270.00	270.00	.00	-270.00	100.0%	
01405001 40184 AttendInc	1,125	1,125	187.49	.00	.00	937.51	16.7%	
01405001 40188 PTO	0	0	10,202.19	335.14	.00	-10,202.19	100.0%	
01405002 40460 ContEduc	10,000	10,000	880.78	70.00	.00	9,119.22	8.8%	
01405002 40571 EmpEvent	5,000	5,000	909.87	580.00	.00	4,090.13	18.2%	
01405002 40796 RecruitExp	1,000	1,000	528.50	201.00	.00	471.50	52.9%	
TOTAL Human Resources	142,117	142,117	64,287.08	11,049.28	.00	77,830.10	45.2%	

SOUTH WHITEHALL TOWNSHIP, PA



YTD BUDGET EXPENSES JULY 2023

FOR 2023 07

ACCOUNTS	FOR:		ORIGINAL	REVISED				AVAILABLE	PCT
01	General	Fund	APPROP	BUDGET	YTD EXPENDED	MTD EXPENDED	ENC/REQ	BUDGET	USED
406 Administrative									
01406001	40192	FICAEmploy	186,166	186,166	93,624.67	14,738.14	.00	92,540.88	50.3%
01406001	40195	WorkComIns	186,750	186,750	70,737.07	18,246.59	.00	116,012.93	37.9%
01406001	40196	HealthIns	569,504	569,504	293,450.46	42,172.37	3,000.00	273,053.24	52.1%
01406001	40197	Pension	2,911,312	2,911,312	1,225.68	40.00	.00	2,910,086.32	.0%
01406001	40198	Dental	19,640	19,640	11,031.20	1,624.59	.00	8,608.34	56.2%
01406001	40199	Life Ins	13,557	13,557	6,546.53	938.13	.00	7,010.80	48.3%
01406001	40901	Thrift Sav	42,000	42,000	30,210.03	1,674.48	.00	11,789.97	71.9%
01406001	40917	CobraReim	-10,000	-10,000	-5,704.62	-950.77	.00	-4,295.38	57.0%
01406001	40932	PenReimWat	-142,718	-142,718	.00	.00	.00	-142,718.00	.0%
01406001	40933	PenReimSew	-142,718	-142,718	.00	.00	.00	-142,718.00	.0%
01406001	40934	StaPenReim	-650,000	-650,000	.00	.00	.00	-650,000.00	.0%
01406002	40194	UnemplComp	10,000	10,000	.00	.00	.00	10,000.00	.0%
01406002	40210	Offc Suppl	8,000	9,150	1,453.00	38.66	5,723.27	1,974.16	78.4%
01406002	40213	ComCopSupp	22,000	23,654	10,553.13	283.01	11,735.64	1,365.66	94.2%
01406002	40215	Postage	18,000	18,000	23,234.47	5,043.24	.00	-5,234.47	129.1%
01406002	40218	MiscExp	500	500	94.47	.00	.00	405.53	18.9%
01406002	40310	ProfSrv	50,000	50,000	5,506.00	.00	.00	44,494.00	11.0%
01406002	40311	AccAudSrv	50,000	75,000	52,100.00	.00	22,900.00	.00	100.0%
01406002	40317	AnswerSrv	3,900	4,102	1,606.40	.00	2,395.77	100.00	97.6%
01406002	40321	TeleChrg	24,000	29,363	19,539.72	1,954.47	10,147.68	-324.20	101.1%
01406002	40326	EquipLease	36,000	36,046	14,678.07	1,547.63	12,842.69	8,525.47	76.3%
01406002	40331	Travel	500	500	.00	.00	.00	500.00	.0%
01406002	40334	FrExpChg	500	500	379.70	75.36	.00	120.30	75.9%
01406002	40341	AdvPr	24,000	24,000	12,070.20	2,410.28	11,484.47	445.33	98.1%
01406002	40342	Printing	5,000	5,000	2,785.11	.00	1,603.29	611.60	87.8%
01406002	40350	RateResDed	10,000	10,000	.00	.00	.00	10,000.00	.0%
01406002	40372	InsRepairs	50,000	50,000	8,241.51	.00	.00	41,758.49	16.5%
01406002	40373	InsReimbur	-50,000	-50,000	-7,761.52	.00	.00	-42,238.48	15.5%
01406002	40374	WCInsAud	20,000	20,000	24,949.00	.00	.00	-4,949.00	124.7%
01406002	40378	INSOPEX	600,000	600,000	297,533.43	42,339.99	.00	302,466.57	49.6%
01406002	40420	DueSubMem	1,000	1,000	849.88	.00	.00	150.12	85.0%
01406002	40450	ContrSrv	10,000	10,860	2,389.35	.00	2,809.48	5,661.13	47.9%
01406002	40571	EmpEvent	1,500	1,500	1,042.24	.00	36.79	420.97	71.9%
01406002	40573	GenGovtExp	3,000	3,000	306.49	.00	.00	2,693.51	10.2%
01406002	40760	MinMachEqu	1,000	1,000	434.34	68.92	.00	565.66	43.4%
01406002	40905	SupWatReim	-3,750	-3,750	-1,875.00	.00	.00	-1,875.00	50.0%
01406002	40906	SupSewReim	-3,750	-3,750	-1,875.00	.00	.00	-1,875.00	50.0%
01406002	40912	CommwaReim	-2,988	-2,988	-1,493.76	.00	.00	-1,493.74	50.0%
01406002	40913	CommseReim	-2,988	-2,988	-1,493.76	.00	.00	-1,493.74	50.0%
01406002	40915	MedPhysica	500	500	29.00	.00	.00	471.00	5.8%

YTD BUDGET EXPENSES
JULY 2023

FOR 2023 07

ACCOUNTS FOR: 01	General Fund	ORIGINAL APPROP	REVISED BUDGET	YTD EXPENDED	MTD EXPENDED	ENC/REQ	AVAILABLE BUDGET	PCT USED
01406002	49000 IntFundTra	3,073,600	3,073,600	1,108,465.73	.00	.00	1,965,134.53	36.1%
	TOTAL Administrative	6,943,017	6,977,294	2,074,863.22	132,245.09	84,679.08	4,817,751.50	31.0%

YTD BUDGET EXPENSES
JULY 2023

FOR 2023 07

ACCOUNTS FOR:	ORIGINAL	REVISED					AVAILABLE	PCT
01 General Fund	APPROP	BUDGET	YTD EXPENDED	MTD EXPENDED	ENC/REQ	BUDGET	USED	
407 Information Technology								
01407001 40112 SalWagFT	78,613	78,613	38,701.80	5,140.08	.00	39,910.89	49.2%	
01407001 40172 HolidayPay	0	0	1,511.80	302.36	.00	-1,511.80	100.0%	
01407001 40177 Sick Pay	0	0	1,814.15	.00	.00	-1,814.15	100.0%	
01407001 40180 OT Pay	1,000	1,000	.00	.00	.00	1,000.00	.0%	
01407001 40184 AttendInc	1,250	1,250	1,250.00	.00	.00	.00	100.0%	
01407001 40188 PTO	0	0	1,814.16	604.72	.00	-1,814.16	100.0%	
01407002 40325 InternFees	12,500	13,152	7,827.70	983.08	4,910.57	413.91	96.9%	
01407002 40370 MainSerRep	15,000	15,000	.00	.00	.00	15,000.00	.0%	
01407002 40382 ITWatReimb	-39,625	-39,625	-19,812.50	.00	.00	-19,812.50	50.0%	
01407002 40383 ITSewReimb	-39,625	-39,625	-19,812.50	.00	.00	-19,812.50	50.0%	
01407002 40452 ContITNeSr	662,884	675,877	315,299.33	35,725.56	221,453.22	139,124.14	79.4%	
01407002 40460 ContEduc	3,000	3,000	.00	.00	.00	3,000.00	.0%	
01407002 40760 MinMachEqu	20,000	20,000	3,602.12	-3,251.00	3,348.48	13,049.40	34.8%	
TOTAL Information Technology	714,997	728,642	332,196.06	39,504.80	229,712.27	166,733.23	77.1%	

YTD BUDGET EXPENSES
JULY 2023

FOR 2023 07

ACCOUNTS FOR:	ORIGINAL APPROP	REVISED BUDGET	YTD EXPENDED	MTD EXPENDED	ENC/REQ	AVAILABLE BUDGET	PCT USED
01 General Fund							
409 Engineering							
01409102 40573 GenGovtExp	100,000	102,800	75,465.71	21,238.46	.00	27,334.29	73.4%
01409102 40940 SubdivBill	800,000	800,000	389,082.51	82,552.62	.00	410,917.49	48.6%
01409102 40941 SubdivReim	-800,000	-800,000	-396,655.32	-95,949.14	.00	-403,344.68	49.6%
TOTAL Engineering	100,000	102,800	67,892.90	7,841.94	.00	34,907.10	66.0%

SOUTH WHITEHALL TOWNSHIP, PA



YTD BUDGET EXPENSES JULY 2023

FOR 2023 07

ACCOUNTS	FOR:		ORIGINAL	REVISED	YTD EXPENDED	MTD EXPENDED	ENC/REQ	AVAILABLE	PCT
01	General	Fund	APPROP	BUDGET				BUDGET	USED
410 Police									
01410001	40112	Wages	338,137	338,137	165,153.88	21,996.16	.00	172,983.32	48.8%
01410001	40172	HolidayPay	0	0	5,557.36	1,522.60	.00	-5,557.36	100.0%
01410001	40177	Sick Pay	0	0	1,602.62	292.38	.00	-1,602.62	100.0%
01410001	40179	Long Pay	5,400	5,400	2,100.00	.00	.00	3,300.00	38.9%
01410001	40180	OT Pay	2,000	2,000	.00	.00	.00	2,000.00	.0%
01410001	40184	AttendInc	5,000	5,000	2,500.00	.00	.00	2,500.00	50.0%
01410001	40188	PTO	0	0	10,041.06	2,749.53	.00	-10,041.06	100.0%
01410001	40221	BEREAV	0	0	167.29	.00	.00	-167.29	100.0%
01410002	40228	K9Supp	12,000	14,826	4,097.03	91.99	6,825.71	3,902.97	73.7%
01410002	40229	MealFood	2,000	2,000	631.89	174.40	.00	1,368.11	31.6%
01410002	40230	Fuels	68,000	68,000	29,126.52	.00	38,873.48	.00	100.0%
01410002	40238	UnifCloth	45,000	53,231	28,882.72	227.44	25,360.68	-1,012.22	101.9%
01410002	40241	GenGovSup	11,000	11,000	3,808.79	262.69	.00	7,191.21	34.6%
01410002	40260	SmToMiPurc	15,000	27,405	4,935.18	44.96	7,900.00	14,570.26	46.8%
01410002	40310	Profsrv	3,000	3,000	213.54	.00	.00	2,786.46	7.1%
01410002	40316	TestFees	3,000	3,000	.00	.00	.00	3,000.00	.0%
01410002	40321	TeleChrg	26,500	26,500	11,947.02	.00	9,460.98	5,092.00	80.8%
01410002	40327	RadEqMaint	2,500	2,500	1,815.28	.00	.00	684.72	72.6%
01410002	40331	Travel	3,000	3,000	925.88	24.40	.00	2,074.12	30.9%
01410002	40334	FrExpChg	0	0	16.31	.00	.00	-16.31	100.0%
01410002	40339	CriInvExp	3,000	3,000	630.10	.00	.00	2,369.90	21.0%
01410002	40340	MERTExp	5,000	5,000	508.00	.00	789.00	3,703.00	25.9%
01410002	40345	DUIChcExp	239,215	239,215	45,713.94	.00	.00	193,501.06	19.1%
01410002	40420	DueSubMem	10,000	10,000	7,572.62	444.95	.00	2,427.38	75.7%
01410002	40440	LaunUnClSr	8,500	8,500	4,794.40	844.60	3,597.80	107.80	98.7%
01410002	40450	ContrSrv	16,000	16,830	9,697.67	1,200.00	6,989.00	143.33	99.1%
01410002	40460	ContEduc	0	0	.00	-369.00	.00	.00	.0%
01410002	40462	Train Exp	35,000	35,000	21,453.60	369.00	.00	13,546.40	61.3%
01410002	40760	MinMachEqu	15,000	18,456	3,358.00	.00	98.00	15,000.00	18.7%
01410002	40781	PubRelExp	16,000	16,000	7,463.37	361.23	.30	8,536.33	46.6%
01410002	40784	HerHelprs	5,000	5,000	.00	.00	.00	5,000.00	.0%
01410002	40789	LifeSaver	2,000	2,000	1,384.77	1,384.77	.00	615.23	69.2%
01410002	40790	NNOutExp	2,000	2,000	.00	.00	.00	2,000.00	.0%
01410002	40796	RecruitExp	20,000	20,000	760.70	-7,074.30	.00	19,239.30	3.8%
01410002	40797	weapAmm	75,000	97,113	46,660.04	.00	7,853.20	42,600.00	56.1%
01410002	40915	MedPhysica	3,000	3,000	795.00	.00	.00	2,205.00	26.5%
01410201	40112	Wages	3,610,949	3,610,949	1,492,459.63	182,059.19	.00	2,118,488.98	41.3%
01410201	40113	SpAlloc	-275,000	-275,000	-126,311.87	.00	.00	-148,688.13	45.9%
01410201	40171	Vacatn Pay	0	0	123,265.47	38,011.09	.00	-123,265.47	100.0%
01410201	40172	HolidayPay	100,000	100,000	106,223.91	23,641.89	.00	-6,223.91	106.2%

YTD BUDGET EXPENSES
JULY 2023

FOR 2023 07

ACCOUNTS 01	FOR: General	Fund	ORIGINAL APPROP	REVISED BUDGET	YTD EXPENDED	MTD EXPENDED	ENC/REQ	AVAILABLE BUDGET	PCT USED
01410201	40174	TrainPay	0	0	105,762.15	14,949.56	.00	-105,762.15	100.0%
01410201	40176	PersonlPay	0	0	15,473.38	3,945.25	.00	-15,473.38	100.0%
01410201	40177	Sick Pay	0	0	3,816.05	701.33	.00	-3,816.05	100.0%
01410201	40179	Long Pay	38,300	38,300	19,600.00	5,300.00	.00	18,700.00	51.2%
01410201	40180	OT Pay	250,000	250,000	118,793.61	19,380.32	.00	131,206.39	47.5%
01410201	40181	Court OT	15,000	15,000	13,689.92	1,245.32	.00	1,310.08	91.3%
01410201	40184	AttendInc	61,500	61,500	50,586.54	750.00	.00	10,913.46	82.3%
01410201	40187	CompTimPay	0	0	69,663.30	14,892.81	.00	-69,663.30	100.0%
01410201	40221	BEREAV	0	0	1,753.31	.00	.00	-1,753.31	100.0%
01410201	40461	ContEdReim	26,000	26,000	3,816.00	.00	.00	22,184.00	14.7%
01410202	40229	MealFood	0	0	40.71	.00	.00	-40.71	100.0%
01410701	40192	FICAEmploy	307,090	307,090	166,011.76	24,365.54	.00	141,078.26	54.1%
01410701	40196	HealthIns	800,160	800,160	421,846.96	57,279.37	.00	378,312.76	52.7%
01410701	40198	Dental	25,702	25,702	12,300.85	1,772.80	.00	13,400.69	47.9%
01410701	40199	Life Ins	22,726	22,726	12,008.17	1,704.25	.00	10,717.74	52.8%
01410701	40901	Thrift Sav	76,000	76,000	60,360.00	3,040.00	.00	15,640.00	79.4%
01410701	40921	PostRetHea	24,000	24,000	9,450.63	2,648.85	.00	14,549.37	39.4%
TOTAL Police			6,078,678	6,128,540	3,104,925.06	420,235.37	107,748.15	2,915,866.36	52.4%

YTD BUDGET EXPENSES
JULY 2023

FOR 2023 07

ACCOUNTS FOR:	ORIGINAL	REVISED					AVAILABLE	PCT
01 General Fund	APPROP	BUDGET	YTD EXPENDED	MTD EXPENDED	ENC/REQ	BUDGET	USED	
411 Fire								
01411001 40112 SalWagFT	155,806	155,806	25,058.12	2,467.99	.00	130,747.79	16.1%	
01411001 40172 HolidayPay	0	0	1,318.82	360.30	.00	-1,318.82	100.0%	
01411001 40177 Sick Pay	0	0	4,180.72	.00	.00	-4,180.72	100.0%	
01411001 40180 OT Pay	1,000	1,000	1,603.33	180.15	.00	-603.33	160.3%	
01411001 40184 AttendInc	1,875	1,875	625.00	.00	.00	1,250.00	33.3%	
01411001 40188 PTO	0	0	6,792.04	900.72	.00	-6,792.04	100.0%	
TOTAL Fire	158,681	158,681	39,578.03	3,909.16	.00	119,102.88	24.9%	

YTD BUDGET EXPENSES
JULY 2023

FOR 2023 07

ACCOUNTS FOR: 01	General Fund	ORIGINAL APPROP	REVISED BUDGET	YTD EXPENDED	MTD EXPENDED	ENC/REQ	AVAILABLE BUDGET	PCT USED
412 Ambulance/Rescue								
01412002	40792 Contribut	30,000	30,000	.00	.00	.00	30,000.00	.0%
	TOTAL Ambulance/Rescue	30,000	30,000	.00	.00	.00	30,000.00	.0%

YTD BUDGET EXPENSES
JULY 2023

FOR 2023 07

ACCOUNTS FOR:	ORIGINAL	REVISED	YTD EXPENDED		MTD EXPENDED	ENC/REQ	AVAILABLE	PCT
01 General Fund	APPROP	BUDGET					BUDGET	USED
415 Emergency Management								
01415001 40110 SalWagApp	5,000	5,000	2,500.00		.00	.00	2,500.00	50.0%
01415001 40117 SalWagSeas	1,000	1,000	.00		.00	.00	1,000.00	.0%
01415002 40238 UnifCloth	1,000	1,000	.00		.00	.00	1,000.00	.0%
01415002 40240 GenGovMat	3,500	3,500	1,146.80		549.90	.00	2,353.20	32.8%
01415002 40260 SmToMiPurc	2,000	2,000	.00		.00	.00	2,000.00	.0%
01415002 40328 RadEqInsta	5,500	5,500	592.50		.00	.00	4,907.50	10.8%
01415002 40331 Travel	600	600	.00		.00	.00	600.00	.0%
01415002 40420 DueSubMem	700	700	100.00		.00	.00	600.00	14.3%
01415002 40460 ContEduc	20,000	20,000	-50,000.00		-50,000.00	.00	70,000.00	-250.0%
01415002 40570 CommEvent	3,000	3,000	500.00		.00	1,373.80	1,126.20	62.5%
01415002 40750 Computers	2,000	2,000	.00		.00	.00	2,000.00	.0%
TOTAL Emergency Management	44,300	44,300	-45,160.70		-49,450.10	1,373.80	88,086.90	-98.8%

SOUTH WHITEHALL TOWNSHIP, PA



YTD BUDGET EXPENSES JULY 2023

FOR 2023 07

ACCOUNTS	FOR:		ORIGINAL	REVISED	YTD EXPENDED	MTD EXPENDED	ENC/REQ	AVAILABLE	PCT
01	General	Fund	APPROP	BUDGET				BUDGET	USED
430 Public Works - General Service									
01430001	40112	Wages	141,523	141,523	70,598.05	8,935.29	.00	70,925.21	49.9%
01430001	40117	SalWagSeas	63,000	63,000	21,436.75	8,735.25	.00	41,563.25	34.0%
01430001	40172	HolidayPay	0	0	2,368.55	780.33	.00	-2,368.55	100.0%
01430001	40177	Sick Pay	0	0	1,042.51	.00	.00	-1,042.51	100.0%
01430001	40180	OT Pay	3,000	3,000	.00	.00	.00	3,000.00	.0%
01430001	40184	AttendInc	2,625	2,625	750.00	.00	.00	1,875.00	28.6%
01430001	40188	PTO	0	0	3,164.02	575.32	.00	-3,164.02	100.0%
01430001	40914	LicenReim	400	400	.00	.00	.00	400.00	.0%
01430002	40230	Fuels	126,000	126,000	73,708.26	-2,592.61	42,689.49	9,602.25	92.4%
01430002	40238	UnifCloth	5,000	5,000	1,704.46	-15.49	.00	3,295.54	34.1%
01430002	40240	GenGovMat	250,000	256,698	104,877.41	11,964.13	79,161.69	72,659.30	71.7%
01430002	40251	Parts	135,000	136,000	82,756.44	4,514.90	5,256.88	47,986.80	64.7%
01430002	40260	SmToMiPurc	5,000	5,000	2,255.99	.00	.00	2,744.01	45.1%
01430002	40321	TeleChrg	6,300	6,300	2,309.72	399.03	4,089.31	-99.03	101.6%
01430002	40329	PaoneCall	4,000	4,331	622.65	.00	3,708.32	.00	100.0%
01430002	40331	Travel	100	100	24.40	.00	.00	75.60	24.4%
01430002	40334	FrExpChg	0	0	.00	-27.28	.00	.00	.0%
01430002	40341	Advprin	500	500	.00	.00	.00	500.00	.0%
01430002	40361	Utilities	88,000	96,500	45,167.55	794.41	39,209.20	12,123.48	87.4%
01430002	40370	MainSerRep	7,000	7,000	1,903.56	.00	1,728.00	3,368.44	51.9%
01430002	40377	TWPBU	2,000	2,000	1,086.19	.00	.00	913.81	54.3%
01430002	40384	RentMachEq	15,000	18,000	4,210.00	730.00	355.00	13,435.00	25.4%
01430002	40420	DueSubMem	300	300	.00	.00	.00	300.00	.0%
01430002	40440	LaunUncI Sr	15,000	15,427	3,694.44	348.76	6,841.53	4,891.21	68.3%
01430002	40450	ContrSrv	184,020	210,587	91,256.35	8,349.30	75,416.09	43,914.87	79.1%
01430002	40460	ContEduc	1,000	1,000	335.40	.00	.00	664.60	33.5%
01430002	40573	GenGovtExp	1,000	1,000	.00	.00	.00	1,000.00	.0%
01430002	40793	Tires	30,000	30,335	3,954.52	557.90	21,379.98	5,000.00	83.5%
01430002	40798	TrafMaint	35,000	35,740	13,156.75	325.00	12,583.60	10,000.00	72.0%
01430002	40914	LicenReim	1,000	1,000	216.00	.00	.00	784.00	21.6%
01430002	40915	MedPhysica	5,000	5,000	2,434.00	632.00	.00	2,566.00	48.7%
01430002	40945	StWaterMan	75,500	75,500	38,972.04	1,400.00	31,800.00	4,727.96	93.7%
01430002	40960	ElewatReim	-11,000	-11,000	-5,500.00	.00	.00	-5,500.00	50.0%
01430002	40961	EleSewReim	-11,000	-11,000	-5,500.00	.00	.00	-5,500.00	50.0%
01430101	40112	Wages	1,422,492	1,422,492	668,018.97	85,529.75	.00	754,473.23	47.0%
01430101	40113	SpAlloc	-76,596	-76,596	.00	.00	.00	-76,596.08	.0%
01430101	40172	HolidayPay	0	0	20,187.14	5,074.28	.00	-20,187.14	100.0%
01430101	40173	StandBy	14,000	14,000	7,399.00	1,029.00	.00	6,601.00	52.9%
01430101	40177	Sick Pay	0	0	13,842.11	803.37	.00	-13,842.11	100.0%
01430101	40180	OT Pay	100,000	100,000	21,113.07	2,176.09	.00	78,886.93	21.1%

YTD BUDGET EXPENSES
JULY 2023

FOR 2023 07

ACCOUNTS 01	FOR: General	Fund	ORIGINAL APPROP	REVISED BUDGET	YTD EXPENDED	MTD EXPENDED	ENC/REQ	AVAILABLE BUDGET	PCT USED
01430101	40184	AttendInc	29,250	29,250	7,624.61	.00	.00	21,625.39	26.1%
01430101	40188	PTO	0	0	48,308.72	14,347.91	.00	-48,308.72	100.0%
01430101	40192	FICAEmploy	117,542	117,542	63,914.15	8,957.53	.00	53,627.50	54.4%
01430101	40196	HealthIns	446,394	446,394	218,713.95	31,130.53	.00	227,680.04	49.0%
01430101	40198	Dental	12,577	12,577	5,800.93	843.78	.00	6,775.81	46.1%
01430101	40199	Life Ins	9,254	9,254	5,035.99	721.05	.00	4,218.06	54.4%
01430101	40220	DBLTIME	0	0	31.62	.00	.00	-31.62	100.0%
01430101	40221	BEREAV	0	0	1,151.20	.00	.00	-1,151.20	100.0%
01430101	40901	Thrift Sav	40,800	40,800	14,947.83	1,126.68	.00	25,852.17	36.6%
TOTAL Public works - General serv			3,295,981	3,343,580	1,659,095.30	198,146.21	324,219.09	1,360,265.48	59.3%

YTD BUDGET EXPENSES
JULY 2023

FOR 2023 07

ACCOUNTS FOR:	ORIGINAL	REVISED					AVAILABLE	PCT
01 General Fund	APPROP	BUDGET	YTD EXPENDED	MTD EXPENDED	ENC/REQ	BUDGET	USED	
451 Recreation Administration								
01451001 40112 SalWagFT	83,188	83,188	32,500.00	4,750.00	.00	50,687.83	39.1%	
01451001 40115 SalWagPT	0	0	1,952.00	.00	.00	-1,952.00	100.0%	
01451001 40117 SalWagSeas	97,240	97,240	57,598.87	30,502.31	.00	39,641.13	59.2%	
01451001 40172 HolidayPay	0	0	814.00	250.00	.00	-814.00	100.0%	
01451001 40180 OT Pay	15,000	15,000	5,152.38	2,386.19	.00	9,847.62	34.3%	
01451001 40184 AttendInc	1,250	1,250	.00	.00	.00	1,250.00	.0%	
01451001 40188 PTO	0	0	1,750.00	.00	.00	-1,750.00	100.0%	
01451002 40238 UnifCloth	4,000	4,000	2,649.99	.00	.00	1,350.01	66.2%	
01451002 40240 GenGovMat	3,500	3,500	51.45	.00	.00	3,448.55	1.5%	
01451002 40247 CultRecSup	11,500	11,500	2,256.18	2,256.18	.00	9,243.82	19.6%	
01451002 40260 SmToMiPurc	2,500	2,500	329.43	.00	.00	2,170.57	13.2%	
01451002 40310 ProfSrv	0	9,462	.00	.00	9,461.87	.00	100.0%	
01451002 40321 TeleChrg	2,500	2,500	337.13	.00	2,147.32	15.55	99.4%	
01451002 40384 VMEqRent	5,000	5,000	150.00	-540.00	1,250.00	3,600.00	28.0%	
01451002 40450 ContrSrv	51,100	52,550	19,240.57	6,277.50	8,617.41	24,692.02	53.0%	
01451002 40460 ContEduc	2,000	2,000	525.00	495.00	.00	1,475.00	26.3%	
01451002 40570 CommEvent	31,750	31,750	11,137.83	6,260.00	.00	20,612.17	35.1%	
01451002 40795 FacUseFee	5,000	5,000	.00	.00	.00	5,000.00	.0%	
01451002 40796 RecruitExp	750	750	500.25	462.00	.00	249.75	66.7%	
TOTAL Recreation Administration	316,278	327,190	136,945.08	53,099.18	21,476.60	168,768.02	48.4%	

YTD BUDGET EXPENSES
JULY 2023

FOR 2023 07

ACCOUNTS FOR:	ORIGINAL APPROP	REVISED BUDGET	YTD EXPENDED	MTD EXPENDED	ENC/REQ	AVAILABLE BUDGET	PCT USED
01 General Fund							
460 Community Development							
01414001 40110 SalWagApp	4,000	4,000	2,000.00	.00	.00	2,000.00	50.0%
01460001 40112 Wages	636,658	636,658	288,790.21	40,242.71	.00	347,868.16	45.4%
01460001 40172 HolidayPay	0	0	10,626.96	2,398.06	.00	-10,626.96	100.0%
01460001 40177 Sick Pay	0	0	10,997.50	14.64	.00	-10,997.50	100.0%
01460001 40180 OT Pay	14,500	14,500	4,623.23	180.14	.00	9,876.77	31.9%
01460001 40184 AttendInc	10,150	10,150	5,298.76	.00	.00	4,851.24	52.2%
01460001 40188 PTO	0	0	20,149.63	4,958.24	.00	-20,149.63	100.0%
01460002 40239 SafetySup	200	200	.00	.00	.00	200.00	.0%
01460002 40312 ConsultSrv	150,000	150,000	.00	.00	5,000.00	145,000.00	3.3%
01460002 40321 TeleChrg	2,700	2,700	878.77	.00	1,780.98	40.25	98.5%
01460002 40331 Travel	1,500	1,500	.00	.00	.00	1,500.00	.0%
01460002 40400 CourtCosts	1,200	1,200	-119.75	-119.75	.00	1,319.75	-10.0%
01460002 40420 DueSubMem	2,000	2,000	622.95	525.00	.00	1,377.05	31.1%
01460002 40450 ContrSrv	10,000	10,000	7,019.30	1,009.00	.00	2,980.70	70.2%
01460002 40454 StenoReim	0	0	-4,010.64	-3,249.39	.00	4,010.64	100.0%
01460002 40460 ContEduc	2,000	2,000	395.00	45.00	.00	1,605.00	19.8%
01460002 40573 GenGovtExp	200	200	.00	.00	.00	200.00	.0%
01460002 40952 Codificat	20,000	20,000	.00	.00	.00	20,000.00	.0%
01460002 40968 InspPResid	5,000	5,000	1,002.50	.00	.00	3,997.50	20.1%
TOTAL Community Development	860,108	860,108	348,274.42	46,003.65	6,780.98	505,052.97	41.3%
TOTAL General Fund	19,712,373	19,897,866	8,339,428.01	936,515.88	789,750.91	10,768,687.42	45.9%
TOTAL EXPENSES	19,712,373	19,897,866	8,339,428.01	936,515.88	789,750.91	10,768,687.42	

Fire Fund

BALANCE SHEET FOR 2023 7

FUND: 03 Fire Fund			NET CHANGE FOR PERIOD	ACCOUNT BALANCE
ASSETS				
03	10000	Checking	-48,569.85	801,294.45
03	10120	Money Market (Neffs)	11.50	37,494.76
03	10700	Fire Apparatus Fund 7859	.00	854,818.06
03	12450	Revenue Accrual	39,633.00	55,819.58
03	14201	Delinquent Taxes Receivable	.00	33,541.59
03	14530	Accounts Receivable - Other	62.26	6,691.60
03	15500	Prepaid	-7,328.47	39,861.53
TOTAL ASSETS			-16,191.56	1,829,521.57
LIABILITIES				
03	20025	Accounts Payable Accrual	-10,410.51	252,689.28
03	28000	Def Inflow - Unavail Tax Rev	.00	-30,222.86
03	29000	Interfund Transfer	341.49	-2,592.56
TOTAL LIABILITIES			-10,069.02	219,873.86
FUND BALANCE				
03	18300	Estimated Revenue Control	.00	1,334,500.00
03	18500	Revenue Control	-58,015.60	-1,113,818.31
03	27999	Fund Balance	.00	-1,311,941.36
03	29100	Encumbrance Control	.00	1,985,000.00
03	29200	Appropriation Control	.00	-904,497.75
03	29400	Expenditure Control	84,276.18	376,364.24
03	29600	Budgetary Fund Balance Control	.00	-430,002.25
03	29700	Fund Bal Res for Encumbrance	.00	-1,985,000.00
TOTAL FUND BALANCE			26,260.58	-2,049,395.43
TOTAL LIABILITIES + FUND BALANCE			16,191.56	-1,829,521.57

YTD BUDGET REVENUES
JULY 2023

FOR 2023 07

ACCOUNTS FOR:	ORIGINAL ESTIM REV	REVISED EST REV	ACTUAL YTD REVENUE	ACTUAL MTD REVENUE	REMAINING REVENUE	PCT COLL
03 Fire Fund						
411 Fire						
03000009 30161 Fr Tx Ex	-6,000	-6,000	-5,078.63	.00	-921.37	84.6%
03000009 31221 PenFireTxR	-3,000	-3,000	.00	.00	-3,000.00	.0%
03000009 34101 IntErnd	0	0	-88.23	-11.50	88.23	100.0%
03000009 36212 FaAlArRev	-1,500	-1,500	.00	.00	-1,500.00	.0%
03000009 36221 FirTaxRev	-1,130,000	-1,130,000	-1,118,828.86	-55,969.90	-11,171.14	99.0%
03000009 36222 DELFIRETAX	-15,000	-15,000	-11,006.91	-2,184.52	-3,993.09	73.4%
03000009 37221 DisFireTxO	21,000	21,000	21,184.32	150.32	-184.32	100.9%
03000009 39000 IntFundTra	-200,000	-200,000	.00	.00	-200,000.00	.0%
TOTAL Fire	-1,334,500	-1,334,500	-1,113,818.31	-58,015.60	-220,681.69	83.5%
TOTAL Fire Fund	-1,334,500	-1,334,500	-1,113,818.31	-58,015.60	-220,681.69	83.5%
TOTAL REVENUES	-1,334,500	-1,334,500	-1,113,818.31	-58,015.60	-220,681.69	

SOUTH WHITEHALL TOWNSHIP, PA



YTD BUDGET EXPENSES

JULY 2023

FOR 2023 07

ACCOUNTS	FOR:		ORIGINAL	REVISED	YTD EXPENDED	MTD EXPENDED	ENC/REQ	AVAILABLE	PCT
03	Fire Fund		APPROP	BUDGET				BUDGET	USED
411 Fire									
03411001	40195	WorkComIns	77,000	77,000	44,759.75	6,394.25	.00	32,240.25	58.1%
03411002	40230	Fuels	70,000	70,000	22,653.57	2,672.10	.00	47,346.43	32.4%
03411002	40238	UnifCloth	750	750	.00	.00	.00	750.00	.0%
03411002	40241	GenGovSup	3,000	3,000	962.70	.00	.00	2,037.30	32.1%
03411002	40242	PubSafSup	0	0	-8,376.16	-605.42	.00	8,376.16	100.0%
03411002	40321	TeleChrg	28,000	28,000	11,697.67	797.28	.00	16,302.33	41.8%
03411002	40326	EquVehLea	4,000	4,000	2,275.00	.00	.00	1,725.00	56.9%
03411002	40372	InsRepairs	0	0	2,194.62	.00	.00	-2,194.62	100.0%
03411002	40373	InsReimbur	0	0	-6,241.22	-1,000.00	.00	6,241.22	100.0%
03411002	40378	INSOPEX	25,000	25,000	4,471.23	804.83	.00	20,528.77	17.9%
03411002	40420	DueSubMem	500	500	405.00	.00	.00	95.00	81.0%
03411002	40460	ContEduc	5,000	5,000	100.00	55.00	.00	4,900.00	2.0%
03411002	40792	Contrib	22,000	22,000	.00	.00	.00	22,000.00	.0%
03411002	40799	FC Ret PRG	3,000	3,000	49,982.75	49,055.75	.00	-46,982.75	1666.1%
03411002	40800	Contingenc	25,000	25,000	150.00	150.00	.00	24,850.00	.6%
03411003	40290	FireAppCap	0	0	.00	.00	1,985,000.00	-1,985,000.00	100.0%
03411003	40800	Contingenc	0	34,498	34,497.75	.00	.00	.00	100.0%
03411102	40238	UnifCloth	6,000	6,000	946.34	772.34	.00	5,053.66	15.8%
03411102	40240	GenGovMat	1,000	1,000	1,000.00	.00	.00	.00	100.0%
03411102	40241	GenGovSup	3,000	3,000	1,537.67	459.12	.00	1,462.33	51.3%
03411102	40245	VEHMaint	50,000	50,000	44,915.67	783.36	.00	5,084.33	89.8%
03411102	40260	SmToMiPurc	500	500	.00	.00	.00	500.00	.0%
03411102	40311	AccAudSrv	5,600	5,600	3,080.47	338.00	.00	2,519.53	55.0%
03411102	40316	TestFees	5,000	5,000	35.00	.00	.00	4,965.00	.7%
03411102	40334	FrExpChg	500	500	66.73	.00	.00	433.27	13.3%
03411102	40361	Electric	7,000	7,000	3,392.77	448.13	.00	3,607.23	48.5%
03411102	40370	MainSerRep	5,000	5,000	2,111.40	.00	.00	2,888.60	42.2%
03411102	40401	Gas	4,000	4,000	3,896.22	439.00	.00	103.78	97.4%
03411102	40420	DueSubMem	6,500	6,500	1,119.57	145.52	.00	5,380.43	17.2%
03411102	40450	ContrSrv	20,000	20,000	4,925.80	1,397.52	.00	15,074.20	24.6%
03411102	40452	ContITNeSr	5,000	5,000	4,325.01	149.35	.00	674.99	86.5%
03411102	40460	ContEduc	11,500	11,500	791.67	.00	.00	10,708.33	6.9%
03411102	40799	FC Ret PRG	35,000	35,000	4,312.75	.00	.00	30,687.25	12.3%
03411103	40800	Contingenc	10,357	10,357	3,565.00	3,565.00	.00	6,792.00	34.4%
03411202	40238	UnifCloth	6,000	6,000	1,438.88	93.00	.00	4,561.12	24.0%
03411202	40240	GenGovMat	1,000	1,000	197.37	.00	.00	802.63	19.7%
03411202	40241	GenGovSup	9,000	9,000	5,568.63	336.40	.00	3,431.37	61.9%
03411202	40245	VEHMaint	60,000	60,000	13,434.38	1,417.92	.00	46,565.62	22.4%
03411202	40260	SmToMiPurc	2,000	2,000	88.04	31.97	.00	1,911.96	4.4%
03411202	40311	AccAudSrv	7,500	7,500	3,073.00	291.00	.00	4,427.00	41.0%

YTD BUDGET EXPENSES
JULY 2023

FOR 2023 07

ACCOUNTS	FOR:		ORIGINAL	REVISED	YTD EXPENDED	MTD EXPENDED	ENC/REQ	AVAILABLE	PCT
03	Fire Fund		APPROP	BUDGET				BUDGET	USED
03411202	40316	TestFees	5,000	5,000	3,520.40	.00	.00	1,479.60	70.4%
03411202	40334	FrExpChg	500	500	145.88	.00	.00	354.12	29.2%
03411202	40361	Electric	8,000	8,000	3,063.36	328.77	.00	4,936.64	38.3%
03411202	40370	MainSerRep	2,500	2,500	2,526.37	856.13	.00	-26.37	101.1%
03411202	40402	oil	8,000	8,000	5,333.64	-1,603.14	.00	2,666.36	66.7%
03411202	40420	DueSubMem	1,000	1,000	396.91	43.13	.00	603.09	39.7%
03411202	40450	ContrSrv	18,000	18,000	12,469.74	2,234.05	.00	5,530.26	69.3%
03411202	40452	ContITNeSr	2,930	2,930	405.61	.00	.00	2,524.39	13.8%
03411202	40460	ContEduc	10,000	10,000	5,157.26	155.00	.00	4,842.74	51.6%
03411202	40785	FirePolice	1,000	1,000	.00	.00	.00	1,000.00	.0%
03411202	40791	FirePreExp	1,000	1,000	.00	.00	.00	1,000.00	.0%
03411202	40799	FC Ret PRG	75,000	75,000	15,867.50	.00	.00	59,132.50	21.2%
03411202	40800	Contingenc	0	0	.00	-150.00	.00	.00	.0%
03411302	40238	UnifCloth	5,000	5,000	1,032.66	.00	.00	3,967.34	20.7%
03411302	40240	GenGovMat	3,500	3,500	38.14	.00	.00	3,461.86	1.1%
03411302	40241	GenGovSup	2,500	2,500	1,200.84	.00	.00	1,299.16	48.0%
03411302	40245	VEHMaint	40,000	40,000	13,999.03	9,657.29	.00	26,000.97	35.0%
03411302	40260	SmToMiPurc	400	400	.00	.00	.00	400.00	.0%
03411302	40311	AccAudSrv	5,000	5,000	2,934.75	479.00	.00	2,065.25	58.7%
03411302	40316	TestFees	4,500	4,500	3,413.80	.00	.00	1,086.20	75.9%
03411302	40334	FrExpChg	1,500	1,500	16.29	.00	.00	1,483.71	1.1%
03411302	40361	Electric	6,600	6,600	3,419.23	770.80	.00	3,180.77	51.8%
03411302	40370	MainSerRep	2,000	2,000	521.85	.00	.00	1,478.15	26.1%
03411302	40384	VMEqRent	600	600	.00	.00	.00	600.00	.0%
03411302	40402	oil	5,000	5,000	.00	.00	.00	5,000.00	.0%
03411302	40420	DueSubMem	1,500	1,500	301.91	43.13	.00	1,198.09	20.1%
03411302	40450	ContrSrv	10,000	10,000	7,155.94	742.29	.00	2,844.06	71.6%
03411302	40452	ContITNeSr	10,000	10,000	5,101.88	1,429.10	.00	4,898.12	51.0%
03411302	40460	ContEduc	3,263	3,263	1,197.69	.00	.00	2,065.31	36.7%
03411302	40785	FirePolice	5,000	5,000	487.54	299.21	.00	4,512.46	9.8%
03411302	40791	FirePreExp	3,000	3,000	387.64	.00	.00	2,612.36	12.9%
03411302	40799	FC Ret PRG	100,000	100,000	22,429.50	.00	.00	77,570.50	22.4%
03411302	40915	MedPhysica	3,000	3,000	483.85	.00	.00	2,516.15	16.1%
TOTAL Fire			870,000	904,498	376,364.24	84,276.18	1,985,000.00	-1,456,866.49	261.1%
TOTAL Fire Fund			870,000	904,498	376,364.24	84,276.18	1,985,000.00	-1,456,866.49	261.1%
TOTAL EXPENSES			870,000	904,498	376,364.24	84,276.18	1,985,000.00	-1,456,866.49	

Open Space Fund

BALANCE SHEET FOR 2023 7

FUND: 04 Open Space			NET CHANGE FOR PERIOD	ACCOUNT BALANCE
ASSETS				
04	10123	E/w Open Space Checking	208.13	55,485.03
04	10124	East Open Space Checking	.00	38,855.07
04	10125	West Open Space Checking	.00	271,697.39
TOTAL ASSETS			208.13	366,037.49
FUND BALANCE				
04	18300	Estimated Revenue Control	.00	144,614.00
04	18500	Revenue Control	-208.13	-5,208.13
04	27999	Fund Balance	.00	-414,068.36
04	29200	Appropriation Control	.00	-181,239.00
04	29400	Expenditure Control	.00	53,239.00
04	29600	Budgetary Fund Balance Control	.00	36,625.00
TOTAL FUND BALANCE			-208.13	-366,037.49
TOTAL LIABILITIES + FUND BALANCE			-208.13	-366,037.49

YTD BUDGET REVENUES
JULY 2023

FOR 2023 07

ACCOUNTS FOR:	ORIGINAL ESTIM REV	REVISED EST REV	ACTUAL YTD REVENUE	ACTUAL MTD REVENUE	REMAINING REVENUE	PCT COLL
04 Open Space						
000 Undefined						
04000009 37871 E/w Rev	-84,070	-84,070	-208.13	-208.13	-83,861.37	.2%
04000109 37871 East Rev	-9,979	-9,979	-5,000.00	.00	-4,979.25	50.1%
04000209 37871 West Rev	-50,565	-50,565	.00	.00	-50,565.25	.0%
TOTAL Undefined	-144,614	-144,614	-5,208.13	-208.13	-139,405.87	3.6%
TOTAL Open Space	-144,614	-144,614	-5,208.13	-208.13	-139,405.87	3.6%
TOTAL REVENUES	-144,614	-144,614	-5,208.13	-208.13	-139,405.87	

YTD BUDGET EXPENSES
JULY 2023

FOR 2023 07

ACCOUNTS FOR:	ORIGINAL APPROP	REVISED BUDGET	YTD EXPENDED	MTD EXPENDED	ENC/REQ	AVAILABLE BUDGET	PCT USED
04 Open Space							
451 Recreation Administration							
04451003 40981 CBPlay	13,000	13,000	.00	.00	.00	13,000.00	.0%
04451003 40982 Chase Park	0	53,239	53,239.00	.00	.00	.00	100.0%
04451003 40984 VISTASPARK	115,000	115,000	.00	.00	.00	115,000.00	.0%
TOTAL Recreation Administration	128,000	181,239	53,239.00	.00	.00	128,000.00	29.4%
TOTAL Open Space	128,000	181,239	53,239.00	.00	.00	128,000.00	29.4%
TOTAL EXPENSES	128,000	181,239	53,239.00	.00	.00	128,000.00	

American Rescue Plan Act Fund

BALANCE SHEET FOR 2023 7

FUND: 05 American Rescue Plan Act			NET CHANGE FOR PERIOD	ACCOUNT BALANCE
ASSETS				
05	10000	ARPA Checking	.00	1,673,606.27
	TOTAL ASSETS		.00	1,673,606.27
LIABILITIES				
05	29800	Deferred Rev.	.00	-2,095,277.96
	TOTAL LIABILITIES		.00	-2,095,277.96
FUND BALANCE				
05	27999	Fund Balance	.00	121,671.69
05	29200	Appropriation Control	.00	-147,403.59
05	29400	Expenditure Control	.00	300,000.00
05	29600	Budgetary Fund Balance Control	.00	147,403.59
	TOTAL FUND BALANCE		.00	421,671.69
	TOTAL LIABILITIES + FUND BALANCE		.00	-1,673,606.27

YTD BUDGET EXPENSES
JULY 2023

FOR 2023 07

ACCOUNTS FOR:	ORIGINAL APPROP	REVISED BUDGET	YTD EXPENDED	MTD EXPENDED	ENC/REQ	AVAILABLE BUDGET	PCT USED
05 American Rescue Plan Act							
431 Public Works - Authority							
05431003 40740 SystemImp	0	147,404	300,000.00	.00	.00	-152,596.41	203.5%
TOTAL Public Works - Authority	0	147,404	300,000.00	.00	.00	-152,596.41	203.5%
TOTAL American Rescue Plan Act	0	147,404	300,000.00	.00	.00	-152,596.41	203.5%
TOTAL EXPENSES	0	147,404	300,000.00	.00	.00	-152,596.41	

Water Fund

SOUTH WHITEHALL TOWNSHIP, PA



BALANCE SHEET FOR 2023 7

FUND: 06 Water			NET CHANGE FOR PERIOD	ACCOUNT BALANCE
ASSETS				
06	10000	Water Fund Checking	165,649.87	2,909,519.65
06	10130	MONEY MARKET (UNIVEST)	13,087.50	3,125,096.71
06	14530	Accounts Receivable	-18,672.25	78,421.41
06	14533	Allowance for Bad Debts	1,582.33	-263,842.78
06	14541	Usage Fees - Metered	48,303.46	656,021.63
06	14542	Penalties - Usage Fees	.00	2,218.17
06	15500	Prepaid	-4,645.83	23,229.19
06	16100	Land -Fixed Asset	.00	278,587.93
06	16200	Buildings - Fixed Asset	.00	751,331.11
06	16250	Accumulated Depreciation Build	.00	-243,312.68
06	16400	Machinery and Equipment - FA	.00	1,103,517.82
06	16450	Accumulated Depreciation Machi	.00	-426,654.95
06	16600	Infrastructure -FA	.00	19,096,398.27
06	16650	Accumulated Depreciation Infra	.00	-12,010,921.69
06	19001	Due From Primary Government	.00	28,444.00
TOTAL ASSETS			205,305.08	15,108,053.79
LIABILITIES				
06	20025	Accounts Payable Accrual	-137,175.00	-394,473.63
06	27976	Fund Balance Adjustment	.00	135,569.17
06	27977	Prior Period Adjustment	.00	-80,600.44
06	28000	UB Clearing	.00	-.50
06	29001	Due to Township	.00	-334,081.21
TOTAL LIABILITIES			-137,175.00	-673,586.61
FUND BALANCE				
06	18300	Estimated Revenue Control	.00	4,831,250.00
06	18500	Revenue Control	-327,091.74	-2,745,359.64
06	27300	Fund Balance - Res 4 Enc	.00	713.00
06	27998	Fund Balance Adjustment	.00	-2,085,665.52
06	27999	Fund Balance	.00	-6,667,402.36
06	28100	Contributed Capital	.00	-6,304,839.88
06	28101	Accumulated Amortization	.00	962,686.00
06	29100	Encumbrance Control	-48,984.53	1,708,594.52
06	29200	Appropriation Control	.00	-5,265,553.66
06	29400	Expenditure Control	258,961.66	2,405,401.22
06	29600	Budgetary Fund Balance Control	.00	434,303.66
06	29700	Fund Bal Reser for Encumbrance	48,984.53	-1,708,594.52
TOTAL FUND BALANCE			-68,130.08	-14,434,467.18
TOTAL LIABILITIES + FUND BALANCE			-205,305.08	-15,108,053.79

YTD BUDGET REVENUES
JULY 2023

FOR 2023 07

ACCOUNTS FOR:	ORIGINAL ESTIM REV	REVISED EST REV	ACTUAL YTD REVENUE	ACTUAL MTD REVENUE	REMAINING REVENUE	PCT COLL
06 Water						
000 Undefined						
06000009 34101 IntChecRev	-750	-750	-67,054.33	-13,087.50	66,304.33	8940.6%
06000009 35000 IntGovtRev	-89,000	-89,000	-47,903.76	-3,005.76	-41,096.24	53.8%
06000009 36252 wonPrev	-2,000	-2,000	-450.00	-225.00	-1,550.00	22.5%
06000009 36255 MiscellRev	-4,000	-4,000	-2,150.00	-500.00	-1,850.00	53.8%
06000009 36258 CertFee	-7,000	-7,000	-2,780.00	-420.00	-4,220.00	39.7%
06000009 36411 ConnTapRev	-175,000	-175,000	-36,164.00	-1,885.00	-138,836.00	20.7%
06000009 36412 UseCharRev	-3,000	-3,000	-1,500.00	-100.00	-1,500.00	50.0%
06000009 36413 PALFees	-4,500	-4,500	-3,653.38	-72.00	-846.62	81.2%
06000009 36414 GrantAlloc	-10,000	-10,000	-311,804.04	-553.83	301,804.04	3118.0%
06000009 37390 PortFeeOfR	0	0	-288.99	.00	288.99	100.0%
06000009 37811 Metsalrev	-4,536,000	-4,536,000	-2,271,611.14	-307,242.65	-2,264,388.86	50.1%
TOTAL Undefined	-4,831,250	-4,831,250	-2,745,359.64	-327,091.74	-2,085,890.36	56.8%
TOTAL Water	-4,831,250	-4,831,250	-2,745,359.64	-327,091.74	-2,085,890.36	56.8%
TOTAL REVENUES	-4,831,250	-4,831,250	-2,745,359.64	-327,091.74	-2,085,890.36	

SOUTH WHITEHALL TOWNSHIP, PA



YTD BUDGET EXPENSES JULY 2023

FOR 2023 07

ACCOUNTS	FOR:	ORIGINAL	REVISED	YTD EXPENDED	MTD EXPENDED	ENC/REQ	AVAILABLE	PCT	
06	Water	APPROP	BUDGET				BUDGET	USED	
431 Public Works - Authority									
06431001	40112	Wages	464,762	464,762	220,668.92	30,014.91	.00	244,092.86	47.5%
06431001	40172	HolidayPay	0	0	7,040.60	1,755.57	.00	-7,040.60	100.0%
06431001	40173	StandBy	7,000	7,000	2,548.00	343.00	.00	4,452.00	36.4%
06431001	40177	Sick Pay	0	0	9,234.81	123.51	.00	-9,234.81	100.0%
06431001	40180	OT Pay	30,000	30,000	8,803.38	1,240.92	.00	21,196.62	29.3%
06431001	40184	AttendInc	8,775	8,775	5,592.64	336.50	.00	3,182.36	63.7%
06431001	40188	PTO	0	0	18,598.60	5,849.13	.00	-18,598.60	100.0%
06431001	40192	FICAEmploy	38,385	38,385	22,358.84	3,226.19	.00	16,025.93	58.2%
06431001	40195	WorkComIns	15,750	15,750	7,875.00	1,312.50	.00	7,875.00	50.0%
06431001	40196	HealthIns	143,945	143,945	79,343.17	11,731.26	.00	64,602.01	55.1%
06431001	40197	Pension	142,718	142,718	.00	.00	.00	142,718.00	.0%
06431001	40198	Dental	4,518	4,518	2,404.29	329.30	.00	2,114.10	53.2%
06431001	40199	Life Ins	2,971	2,971	1,437.90	197.19	.00	1,533.40	48.4%
06431001	40221	BEREAV	0	0	289.39	.00	.00	-289.39	100.0%
06431001	40901	Thrift Sav	13,600	13,600	7,975.90	849.42	.00	5,624.10	58.6%
06431002	40195	WorkComIns	0	0	1,312.50	.00	.00	-1,312.50	100.0%
06431002	40215	Postage	18,500	18,500	8,481.67	1,344.60	.00	10,018.33	45.8%
06431002	40232	ValBoxLid	7,500	7,500	1,049.79	.00	.00	6,450.21	14.0%
06431002	40238	UnifCloth	2,000	2,000	623.63	.00	.00	1,376.37	31.2%
06431002	40240	GenGovMat	75,000	93,482	42,554.36	1,835.27	14,068.91	36,859.09	60.6%
06431002	40260	SmToMiPurc	5,000	5,000	3,827.62	.00	.00	1,172.38	76.6%
06431002	40311	AccAudSrv	9,000	9,500	7,325.00	.00	2,175.00	.00	100.0%
06431002	40313	EngSrv	250,000	250,000	50,994.11	5,181.60	.00	199,005.89	20.4%
06431002	40314	LglServ	15,000	15,000	.00	.00	.00	15,000.00	.0%
06431002	40316	TestFees	60,000	61,464	27,820.84	3,612.00	33,643.00	.00	100.0%
06431002	40321	TeleChrg	25,000	25,885	13,958.70	1,059.09	11,569.77	356.17	98.6%
06431002	40323	DEP Fees	32,000	32,000	22,762.00	.00	.00	9,238.00	71.1%
06431002	40325	InternFees	900	947	559.60	69.95	350.35	36.68	96.1%
06431002	40329	PaOneCall	4,000	4,000	.00	.00	.00	4,000.00	.0%
06431002	40334	FrExpChg	300	300	77.83	.00	.00	222.17	25.9%
06431002	40341	Advertise	2,000	2,000	.00	.00	2,000.00	.00	100.0%
06431002	40342	Printing	8,500	8,500	5,450.71	252.84	3,049.29	.00	100.0%
06431002	40361	Utilities	120,000	129,667	67,900.19	10,121.74	56,721.00	5,045.33	96.1%
06431002	40366	WaterPurch	1,646,108	2,355,880	816,005.64	137,351.44	1,427,117.90	112,756.47	95.2%
06431002	40370	MainSerRep	50,000	70,309	26,327.93	.00	15,926.56	28,054.07	60.1%
06431002	40378	INSOPEX	40,000	40,000	26,783.31	3,333.33	.00	13,216.69	67.0%
06431002	40384	VMEqRent	2,000	2,000	.00	.00	.00	2,000.00	.0%
06431002	40420	DueSubMem	1,800	1,800	1,527.00	.00	.00	273.00	84.8%
06431002	40440	LaunUnc1Sr	3,800	3,952	1,188.17	110.76	1,501.66	1,262.19	68.1%
06431002	40450	ContrSrv	157,695	159,095	67,486.12	6,869.20	15,683.21	75,925.77	52.3%

YTD BUDGET EXPENSES
JULY 2023

FOR 2023 07

ACCOUNTS FOR:	ORIGINAL	REVISED	YTD EXPENDED	MTD EXPENDED	ENC/REQ	AVAILABLE	PCT
06 Water	APPROP	BUDGET				BUDGET	USED
06431002 40460 ContEduc	6,000	6,000	1,760.00	.00	.00	4,240.00	29.3%
06431002 40573 GenGovtExp	45,000	51,653	36,423.50	29,300.00	.00	15,229.00	70.5%
06431002 40710 NoteIntExp	41,143	41,143	20,571.27	.00	.00	20,571.27	50.0%
06431002 40760 MajMachEqu	4,000	4,000	.00	.00	.00	4,000.00	.0%
06431002 40914 LicenReim	500	500	.00	.00	.00	500.00	.0%
06431002 40965 OpeEXReimb	57,363	57,363	28,681.26	.00	.00	28,681.26	50.0%
06431002 45533 BadDebExp	25,000	25,000	.00	.00	.00	25,000.00	.0%
06431003 40313 EngSrv	0	0	-3,753.79	.00	.00	3,753.79	100.0%
06431003 40730 Buildings	35,000	109,875	14,120.00	.00	77,546.48	18,208.52	83.4%
06431003 40740 SystemImp	387,590	676,155	647,390.61	.00	28,764.39	.00	100.0%
06431003 40745 WS Maint	65,300	65,300	14,720.71	1,210.44	19,640.00	30,939.29	52.6%
06431003 40760 MajMachEqu	10,000	57,362	57,299.50	.00	.00	62.50	99.9%
TOTAL Public works - Authority	4,085,422	5,265,554	2,405,401.22	258,961.66	1,709,757.52	1,150,394.92	78.2%
TOTAL Water	4,085,422	5,265,554	2,405,401.22	258,961.66	1,709,757.52	1,150,394.92	78.2%
TOTAL EXPENSES	4,085,422	5,265,554	2,405,401.22	258,961.66	1,709,757.52	1,150,394.92	

Sewer Fund

SOUTH WHITEHALL TOWNSHIP, PA



BALANCE SHEET FOR 2023 7

FUND: 08 Sewer			NET CHANGE FOR PERIOD	ACCOUNT BALANCE
ASSETS				
08	10000	Sewer Fund Checking	-344,223.50	2,483,085.45
08	10130	MONEY MARKET (UNIVEST)	12,893.47	3,078,765.29
08	12450	Revenue Accrual	.00	-6,787.92
08	13500	Due from Other Governments	.00	7,025.92
08	14530	Accounts Receivable	-4,164.67	194,126.35
08	14533	Allowance for Bad Debts	998.40	-352,583.54
08	14540	Usage Fees - Flat	50,688.61	57,097.21
08	14541	Usage Fees - Metered	32,078.38	448,908.21
08	14542	Penalties - Usage Fees	.00	4,233.45
08	15500	Prepaid	-2,033.33	10,166.69
08	16100	Land -Fixed Asset	.00	126,443.65
08	16250	Accumulated Depreciation Build	.00	-1,019.46
08	16400	Machinery and Equipment - FA	.00	641,878.88
08	16450	Accumulated Depreciation Machi	.00	-188,540.51
08	16500	Construction in Progress-FA	.00	1,923.50
08	16600	Infrastructure -FA	.00	18,695,342.68
08	16650	Accumulated Depreciation Infra	.00	-11,373,847.30
08	19001	Due From Township	.00	10,000.00
TOTAL ASSETS			-253,762.64	13,836,218.55
LIABILITIES				
08	20025	Accounts Payable Accrual	-204,662.86	-1,012,256.47
08	24600	Accrued Compensation Payable	.00	-.12
08	27976	Fund Balance Adjustment	.00	1,461.65
08	27977	Prior Period Adjustment	.00	58,991.55
08	29001	Due to Township	.00	-33,787.21
TOTAL LIABILITIES			-204,662.86	-985,590.60
FUND BALANCE				
08	18300	Estimated Revenue Control	.00	3,915,858.00
08	18500	Revenue Control	-342,218.82	-2,363,006.61
08	27998	Fund Balance Adjustment	.00	262,986.68
08	27999	Fund Balance	.00	-6,765,666.94
08	28100	Contributed Capital	.00	-7,852,909.10
08	28101	Accumulated Amortization	.00	1,622,510.00
08	29100	Encumbrance Control	-509,528.24	1,443,799.07
08	29200	Appropriation Control	.00	-4,428,965.34
08	29400	Expenditure Control	800,644.32	2,245,458.02
08	29600	Budgetary Fund Balance Control	.00	513,107.34
08	29700	Fund Bal Reser for Encumbrance	509,528.24	-1,443,799.07
TOTAL FUND BALANCE			458,425.50	-12,850,627.95
TOTAL LIABILITIES + FUND BALANCE			253,762.64	-13,836,218.55

YTD BUDGET REVENUES
JULY 2023

FOR 2023 07

ACCOUNTS FOR:	ORIGINAL ESTIM REV	REVISED EST REV	ACTUAL YTD REVENUE	ACTUAL MTD REVENUE	REMAINING REVENUE	PCT COLL
08 Sewer						
000 Undefined						
08000009 32821 FlatResRev	-333,858	-333,858	-250,393.50	-83,464.50	-83,464.50	75.0%
08000009 34101 IntChecRev	0	0	-69,526.85	-12,893.47	69,526.85	100.0%
08000009 35000 IntGovtRev	-74,000	-74,000	-27,895.21	-5,522.62	-46,104.79	37.7%
08000009 36257 InWaDiPe	-500	-500	-400.00	.00	-100.00	80.0%
08000009 36258 CertFee	-5,000	-5,000	-4,460.00	-1,980.00	-540.00	89.2%
08000009 36411 ConnTapRev	-200,000	-200,000	-58,666.00	-4,125.00	-141,334.00	29.3%
08000009 36413 PALFees	-4,000	-4,000	-3,901.72	.00	-98.28	97.5%
08000009 36414 GrantAlloc	-7,500	-7,500	-414,858.28	-766.84	407,358.28	5531.4%
08000009 37390 PortFeeOfR	0	0	-207.55	.00	207.55	100.0%
08000009 37812 MetRev	-3,291,000	-3,291,000	-1,532,697.50	-233,466.39	-1,758,302.50	46.6%
TOTAL Undefined	-3,915,858	-3,915,858	-2,363,006.61	-342,218.82	-1,552,851.39	60.3%
TOTAL Sewer	-3,915,858	-3,915,858	-2,363,006.61	-342,218.82	-1,552,851.39	60.3%
TOTAL REVENUES	-3,915,858	-3,915,858	-2,363,006.61	-342,218.82	-1,552,851.39	

SOUTH WHITEHALL TOWNSHIP, PA



YTD BUDGET EXPENSES JULY 2023

FOR 2023 07

ACCOUNTS	FOR:		ORIGINAL	REVISED	YTD EXPENDED	MTD EXPENDED	ENC/REQ	AVAILABLE	PCT
08	Sewer		APPROP	BUDGET				BUDGET	USED
431 Public Works - Authority									
08431001	40112	Wages	590,305	590,305	298,417.13	40,164.82	.00	291,888.35	50.6%
08431001	40172	HolidayPay	0	0	9,363.45	2,338.79	.00	-9,363.45	100.0%
08431001	40173	StandBy	9,000	9,000	4,263.00	588.00	.00	4,737.00	47.4%
08431001	40177	Sick Pay	0	0	10,059.52	465.24	.00	-10,059.52	100.0%
08431001	40180	OT Pay	40,000	40,000	15,265.41	1,716.28	.00	24,734.59	38.2%
08431001	40184	AttendInc	11,275	11,275	7,992.64	336.50	.00	3,282.36	70.9%
08431001	40188	PTO	0	0	21,867.69	6,673.81	.00	-21,867.69	100.0%
08431001	40192	FICAEmploy	48,907	48,907	29,879.16	4,220.07	.00	19,027.70	61.1%
08431001	40195	workComIns	22,500	22,500	13,125.00	1,875.00	.00	9,375.00	58.3%
08431001	40196	HealthIns	186,125	186,125	108,245.06	15,822.11	.00	77,880.12	58.2%
08431001	40197	Pension	142,718	142,718	.00	.00	.00	142,718.00	.0%
08431001	40198	Dental	6,554	6,554	3,556.90	492.13	.00	2,996.93	54.3%
08431001	40199	Life Ins	3,785	3,785	1,925.26	267.17	.00	1,860.13	50.9%
08431001	40221	BEREAV	0	0	1,013.68	.00	.00	-1,013.68	100.0%
08431001	40901	Thrift Sav	17,600	17,600	9,166.24	1,009.42	.00	8,433.76	52.1%
08431002	40215	Postage	18,500	18,500	9,016.39	1,642.80	.00	9,483.61	48.7%
08431002	40233	ManRis	7,500	10,992	7,399.80	.00	.00	3,592.20	67.3%
08431002	40238	UnifCloth	1,300	1,300	185.62	.00	.00	1,114.38	14.3%
08431002	40240	GenGovMat	10,000	10,000	2,324.77	840.00	1,000.00	6,675.23	33.2%
08431002	40260	SmToMiPurc	1,500	1,500	1,038.18	.00	.00	461.82	69.2%
08431002	40311	AccAudSrv	9,000	9,000	7,325.00	.00	1,675.00	.00	100.0%
08431002	40313	EngSrv	75,000	75,000	30,624.18	7,248.00	.00	44,375.82	40.8%
08431002	40314	LglSrv	20,000	20,000	1,742.50	.00	.00	18,257.50	8.7%
08431002	40321	TeleChrg	5,000	5,719	2,044.83	.00	3,127.51	546.33	90.4%
08431002	40329	PaOneCall	4,000	4,000	.00	.00	.00	4,000.00	.0%
08431002	40334	FrExpChg	500	500	38.04	.00	.00	461.96	7.6%
08431002	40341	Advertise	2,500	2,500	.00	.00	2,000.00	500.00	80.0%
08431002	40342	Printing	8,500	8,500	5,514.06	340.88	2,985.94	.00	100.0%
08431002	40361	Electric	2,500	2,681	1,022.36	77.57	1,706.44	-47.99	101.8%
08431002	40365	DisCOA	1,719,530	2,025,127	1,012,452.60	204,662.86	1,377,423.96	-364,749.48	118.0%
08431002	40370	MainSerRep	12,000	12,000	1,528.00	.00	3,852.50	6,619.50	44.8%
08431002	40378	INSOPEX	1,900	1,900	1,108.31	158.33	.00	791.69	58.3%
08431002	40384	VMEqRent	2,000	2,000	194.36	.00	.00	1,805.64	9.7%
08431002	40420	DueSubMem	400	400	.00	.00	.00	400.00	.0%
08431002	40440	LaunUnClSr	4,500	4,652	1,188.43	110.76	1,501.44	1,962.18	57.8%
08431002	40450	ContrSrv	38,000	40,612	8,861.19	510.78	15,220.78	16,530.50	59.3%
08431002	40460	ContEduc	4,000	4,000	726.00	.00	.00	3,274.00	18.2%
08431002	40573	GenGovtExp	4,000	4,000	.00	.00	.00	4,000.00	.0%
08431002	40914	LicenReim	450	450	120.00	.00	.00	330.00	26.7%
08431002	40965	OpeEXReimb	57,363	57,363	28,681.26	.00	.00	28,681.26	50.0%

YTD BUDGET EXPENSES
JULY 2023

FOR 2023 07

ACCOUNTS FOR: 08 Sewer	ORIGINAL APPROP	REVISED BUDGET	YTD EXPENDED	MTD EXPENDED	ENC/REQ	AVAILABLE BUDGET	PCT USED
08431002 45533 BadDebExp	50,000	50,000	.00	.00	.00	50,000.00	.0%
08431003 40322 EPA	285,000	595,000	322,363.50	254,350.00	686.50	271,950.00	54.3%
08431003 40730 Buildings	2,500	2,500	.00	.00	.00	2,500.00	.0%
08431003 40740 SystemImp	370,000	370,000	255,881.00	254,733.00	32,619.00	81,500.00	78.0%
08431003 40760 MajMachEqu	10,000	10,000	9,937.50	.00	.00	62.50	99.4%
TOTAL Public Works - Authority	3,806,212	4,428,965	2,245,458.02	800,644.32	1,443,799.07	739,708.25	83.3%
TOTAL Sewer	3,806,212	4,428,965	2,245,458.02	800,644.32	1,443,799.07	739,708.25	83.3%
TOTAL EXPENSES	3,806,212	4,428,965	2,245,458.02	800,644.32	1,443,799.07	739,708.25	

Refuse/Recycling Fund

SOUTH WHITEHALL TOWNSHIP, PA



BALANCE SHEET FOR 2023 7

FUND: 09 Refuse/Recycling			NET CHANGE FOR PERIOD	ACCOUNT BALANCE
ASSETS				
09	10000	Refuse Fund Checking	168,717.19	1,179,911.64
09	14530	Accounts Receivable	208.00	17,968.15
09	14533	Allowance for Bad Debts	.00	-170,750.86
09	14542	Penalties - Usage Fees	-3,341.26	25,596.81
09	14544	Refuse Recycling/Hauling Fees	314,557.34	588,774.88
09	16400	Machinery and Equipment - FA	.00	15,000.00
09	16450	Accumulated Depreciation Machi	.00	-5,250.00
09	19999	Deferred Outflow - Pension	.00	35,190.00
TOTAL ASSETS			480,141.27	1,686,440.62
LIABILITIES				
09	20025	Accounts Payable Accrual	.00	-219,950.00
09	24600	Accrued Compensation Payable	.00	-32.96
09	25999	Net Pension Liability	.00	-87,426.00
09	29999	Deferred Inflow - Pension	.00	-121,654.00
TOTAL LIABILITIES			.00	-429,062.96
FUND BALANCE				
09	18300	Estimated Revenue Control	.00	2,941,126.00
09	18500	Revenue Control	-712,169.00	-2,259,522.73
09	27998	Fund Balance Adjustment	.00	334,121.06
09	27999	Fund Balance	.00	-936,103.04
09	29100	Encumbrance Control	-224,282.26	1,391,091.54
09	29200	Appropriation Control	.00	-3,250,272.95
09	29400	Expenditure Control	232,027.73	1,604,127.05
09	29600	Budgetary Fund Balance Control	.00	309,146.95
09	29700	Fund Bal Reser for Encumbrance	224,282.26	-1,391,091.54
TOTAL FUND BALANCE			-480,141.27	-1,257,377.66
TOTAL LIABILITIES + FUND BALANCE			-480,141.27	-1,686,440.62

YTD BUDGET REVENUES
JULY 2023

FOR 2023 07

ACCOUNTS FOR:	ORIGINAL ESTIM REV	REVISED EST REV	ACTUAL YTD REVENUE	ACTUAL MTD REVENUE	REMAINING REVENUE	PCT COLL
09 Refuse/Recycling						
426 Refuse Recycling						
09000009 34101 IntChecRev	-400	-400	.00	.00	-400.00	.0%
09000009 36255 MiscellRev	-25,000	-25,000	-12,068.00	-1,368.00	-12,932.00	48.3%
09000009 36258 CertFee	-7,000	-7,000	-2,960.00	-420.00	-4,040.00	42.3%
09000009 36413 PALFees	-30,000	-30,000	-25,794.06	-161.00	-4,205.94	86.0%
09000009 36430 SolWasRev	-2,800,000	-2,800,000	-2,127,792.27	-710,220.00	-672,207.73	76.0%
09000009 37390 PortFeeOfR	0	0	-1,140.87	.00	1,140.87	100.0%
09016009 35400 GrantRev	-89,768	-89,768	-89,767.53	.00	-.47	100.0%
09016009 37399 GrOffRev	11,042	11,042	.00	.00	11,042.00	.0%
TOTAL Refuse Recycling	-2,941,126	-2,941,126	-2,259,522.73	-712,169.00	-681,603.27	76.8%
TOTAL Refuse/Recycling	-2,941,126	-2,941,126	-2,259,522.73	-712,169.00	-681,603.27	76.8%
TOTAL REVENUES	-2,941,126	-2,941,126	-2,259,522.73	-712,169.00	-681,603.27	

YTD BUDGET EXPENSES
JULY 2023

FOR 2023 07

ACCOUNTS FOR:	ORIGINAL APPROP	REVISED BUDGET	YTD EXPENDED	MTD EXPENDED	ENC/REQ	AVAILABLE BUDGET	PCT USED
09 Refuse/Recycling							
426 Refuse Recycling							
09426001 40112 Wages	48,687	48,687	25,324.36	2,471.80	.00	23,362.22	52.0%
09426001 40113 SpAlloc	194,588	194,588	.00	.00	.00	194,588.28	.0%
09426001 40172 HolidayPay	0	0	936.30	374.52	.00	-936.30	100.0%
09426001 40177 Sick Pay	0	0	605.46	.00	.00	-605.46	100.0%
09426001 40180 OT Pay	500	500	56.18	.00	.00	443.82	11.2%
09426001 40188 PTO	0	0	1,822.65	936.29	.00	-1,822.65	100.0%
09426002 40215 Postage	17,500	17,500	12,351.49	3,937.20	.00	5,148.51	70.6%
09426002 40241 GenGovSup	15,000	15,000	15,000.00	2,525.66	.00	.00	100.0%
09426002 40310 ProfSrv	2,000	2,000	.00	.00	.00	2,000.00	.0%
09426002 40314 LglServ	37,000	37,000	3,269.00	.00	.00	33,731.00	8.8%
09426002 40341 Adv/Print	9,000	9,000	5,894.48	565.11	605.52	2,500.00	72.2%
09426002 40347 RESEDU	3,000	3,000	2,168.00	.00	.00	832.00	72.3%
09426002 40365 DispFee	55,000	55,000	10,985.00	5,710.00	42,015.00	2,000.00	96.4%
09426002 40450 ContrServ	2,639,439	2,867,998	1,525,714.13	215,507.15	1,348,471.02	-6,187.06	100.2%
TOTAL Refuse Recycling	3,021,714	3,250,273	1,604,127.05	232,027.73	1,391,091.54	255,054.36	92.2%
TOTAL Refuse/Recycling	3,021,714	3,250,273	1,604,127.05	232,027.73	1,391,091.54	255,054.36	92.2%
TOTAL EXPENSES	3,021,714	3,250,273	1,604,127.05	232,027.73	1,391,091.54	255,054.36	

Campus Renovation Fund

BALANCE SHEET FOR 2023 7

FUND: 18 Campus Renovation			NET CHANGE FOR PERIOD	ACCOUNT BALANCE
ASSETS				
18	10000	Checking - Campus Reno	.00	88,827.65
	TOTAL ASSETS		.00	88,827.65
LIABILITIES				
18	20025	Accounts Payable Accrual	.00	-88,827.65
	TOTAL LIABILITIES		.00	-88,827.65
	TOTAL LIABILITIES + FUND BALANCE		.00	-88,827.65

Capital Reserve Fund

BALANCE SHEET FOR 2023 7

FUND: 30 Capital Reserve			NET CHANGE FOR PERIOD	ACCOUNT BALANCE
ASSETS				
30	10000	Capital Reserve Fund Checking	-41,773.84	615,358.25
30	19000	Interfund Transfer	.00	421,759.88
	TOTAL ASSETS		-41,773.84	1,037,118.13
LIABILITIES				
30	20025	Accounts Payable Accrual	.00	-9,100.00
30	29000	Interfund Transfer	.00	-289,625.00
30	29800	Deferred Rev.	.00	-74,214.38
	TOTAL LIABILITIES		.00	-372,939.38
FUND BALANCE				
30	18300	Estimated Revenue Control	.00	1,916,787.00
30	18500	Revenue Control	-34,510.00	-1,133,577.00
30	27998	Fund Balance Adjustment	.00	-6,651,974.56
30	27999	Fund Balance	.00	6,056,591.57
30	29100	Encumbrance Control	-76,283.84	578,808.41
30	29200	Appropriation Control	.00	-2,418,536.49
30	29400	Expenditure Control	76,283.84	1,064,781.24
30	29600	Budgetary Fund Balance Control	.00	501,749.49
30	29700	Fund Bal Reser for Encumbrance	76,283.84	-578,808.41
	TOTAL FUND BALANCE		41,773.84	-664,178.75
	TOTAL LIABILITIES + FUND BALANCE		41,773.84	-1,037,118.13

YTD BUDGET REVENUES
JULY 2023

FOR 2023 07

ACCOUNTS FOR:	ORIGINAL ESTIM REV	REVISED EST REV	ACTUAL YTD REVENUE	ACTUAL MTD REVENUE	REMAINING REVENUE	PCT COLL
30 Capital Reserve						
000 Undefined						
30000009 35830 PvmCstShr	0	0	-216,790.00	-34,510.00	216,790.00	100.0%
30000009 39000 IntFundTra	-1,916,787	-1,916,787	-916,787.00	.00	-1,000,000.00	47.8%
TOTAL Undefined	-1,916,787	-1,916,787	-1,133,577.00	-34,510.00	-783,210.00	59.1%
TOTAL Capital Reserve	-1,916,787	-1,916,787	-1,133,577.00	-34,510.00	-783,210.00	59.1%
TOTAL REVENUES	-1,916,787	-1,916,787	-1,133,577.00	-34,510.00	-783,210.00	

YTD BUDGET EXPENSES
JULY 2023

FOR 2023 07

ACCOUNTS FOR:	ORIGINAL APPROP	REVISED BUDGET	YTD EXPENDED	MTD EXPENDED	ENC/REQ	AVAILABLE BUDGET	PCT USED
30 Capital Reserve							
410 Police							
30410003 40720 Vehicles	287,712	383,536	124,664.12	.00	.00	258,871.76	32.5%
TOTAL Police	287,712	383,536	124,664.12	.00	.00	258,871.76	32.5%

YTD BUDGET EXPENSES
JULY 2023

FOR 2023 07

ACCOUNTS FOR:	ORIGINAL APPROP	REVISED BUDGET	YTD EXPENDED	MTD EXPENDED	ENC/REQ	AVAILABLE BUDGET	PCT USED
30 Capital Reserve							
430 Public Works - General Service							
30430003 40610 StreetCont	1,250,000	1,250,000	708,856.67	66,443.50	158,391.33	382,752.00	69.4%
30430003 40720 Vehicles	122,400	209,777	.00	.00	249,838.92	-40,061.92	119.1%
30430003 40760 MajMachEqu	155,000	155,000	.00	.00	.00	155,000.00	.0%
30430003 40800 Contingenc	0	112,431	104,704.84	.00	7,726.00	.00	100.0%
30430003 40801 PropImp	11,675	11,675	.00	.00	11,675.00	.00	100.0%
TOTAL Public Works - General serv	1,539,075	1,738,883	813,561.51	66,443.50	427,631.25	497,690.08	71.4%

YTD BUDGET EXPENSES
JULY 2023

FOR 2023 07

ACCOUNTS FOR:	ORIGINAL APPROP	REVISED BUDGET	YTD EXPENDED	MTD EXPENDED	ENC/REQ	AVAILABLE BUDGET	PCT USED
30 Capital Reserve							
451 Recreation Administration							
30451003 40801 PropImp	90,000	90,000	.00	.00	71,615.00	18,385.00	79.6%
30451003 40973 JC#3 DP	0	156,183	105,933.24	9,840.34	50,249.74	.00	100.0%
30451003 40981 CBPlay	0	49,935	20,622.37	.00	29,312.42	.00	100.0%
TOTAL Recreation Administration	90,000	296,118	126,555.61	9,840.34	151,177.16	18,385.00	93.8%
TOTAL Capital Reserve	1,916,787	2,418,536	1,064,781.24	76,283.84	578,808.41	774,946.84	68.0%
TOTAL EXPENSES	1,916,787	2,418,536	1,064,781.24	76,283.84	578,808.41	774,946.84	

State Highway Aid Fund

BALANCE SHEET FOR 2023 7

FUND: 35 State Highway Aid			NET CHANGE FOR PERIOD	ACCOUNT BALANCE
ASSETS				
35	10000	State Highway Aid Checking	-24,816.49	666,705.87
	TOTAL ASSETS		-24,816.49	666,705.87
LIABILITIES				
35	20025	Accounts Payable Accrual	.00	-23,997.27
	TOTAL LIABILITIES		.00	-23,997.27
FUND BALANCE				
35	18300	Estimated Revenue Control	.00	713,919.16
35	18500	Revenue Control	-568.93	-735,549.31
35	27998	Fund Balance Adjustment	.00	4,525.25
35	27999	Fund Balance	.00	-526,669.36
35	29100	Encumbrance Control	-25,385.42	326,639.41
35	29200	Appropriation Control	.00	-995,822.79
35	29400	Expenditure Control	25,385.42	614,984.82
35	29600	Budgetary Fund Balance Control	.00	281,903.63
35	29700	Fund Bal Reser for Encumbrance	25,385.42	-326,639.41
	TOTAL FUND BALANCE		24,816.49	-642,708.60
	TOTAL LIABILITIES + FUND BALANCE		24,816.49	-666,705.87

YTD BUDGET REVENUES
JULY 2023

FOR 2023 07

ACCOUNTS FOR:	ORIGINAL ESTIM REV	REVISED EST REV	ACTUAL YTD REVENUE	ACTUAL MTD REVENUE	REMAINING REVENUE	PCT COLL
35 State Highway Aid						
000 Undefined						
35000009 34101 IntChecRev	0	0	-3,398.80	-568.93	3,398.80	100.0%
35010009 35400 GrantRev	-713,919	-713,919	-732,150.51	.00	18,231.35	102.6%
TOTAL Undefined	-713,919	-713,919	-735,549.31	-568.93	21,630.15	103.0%
TOTAL State Highway Aid	-713,919	-713,919	-735,549.31	-568.93	21,630.15	103.0%
TOTAL REVENUES	-713,919	-713,919	-735,549.31	-568.93	21,630.15	

YTD BUDGET EXPENSES
JULY 2023

FOR 2023 07

ACCOUNTS FOR:	ORIGINAL APPROP	REVISED BUDGET	YTD EXPENDED	MTD EXPENDED	ENC/REQ	AVAILABLE BUDGET	PCT USED
35 State Highway Aid							
406 Administrative							
35406002 40376 strtLight	357,000	384,497	192,543.81	25,385.42	190,107.00	1,845.98	99.5%
TOTAL Administrative	357,000	384,497	192,543.81	25,385.42	190,107.00	1,845.98	99.5%

YTD BUDGET EXPENSES
JULY 2023

FOR 2023 07

ACCOUNTS FOR:	ORIGINAL APPROP	REVISED BUDGET	YTD EXPENDED	MTD EXPENDED	ENC/REQ	AVAILABLE BUDGET	PCT USED
35 State Highway Aid							
430 Public Works - General Service							
35430002 40216 Salt	150,000	150,000	56,235.59	.00	93,764.41	.00	100.0%
35430002 40798 TraffMaint	50,000	50,000	.00	.00	42,768.00	7,232.00	85.5%
35430003 40610 StreetCont	205,000	205,000	169,069.42	.00	.00	35,930.58	82.5%
35430003 40611 Bridge Mai	10,000	10,000	.00	.00	.00	10,000.00	.0%
35430003 40720 Vehicles	0	196,326	197,136.00	.00	.00	-810.00	100.4%
TOTAL Public Works - General serv	415,000	611,326	422,441.01	.00	136,532.41	52,352.58	91.4%
TOTAL State Highway Aid	772,000	995,823	614,984.82	25,385.42	326,639.41	54,198.56	94.6%
TOTAL EXPENSES	772,000	995,823	614,984.82	25,385.42	326,639.41	54,198.56	

EMA/EMS Fund

BALANCE SHEET FOR 2023 7

FUND: 45 EMA/EMS			NET CHANGE FOR PERIOD	ACCOUNT BALANCE
ASSETS				
	45	10000 Checking	.00	50,100.00
		TOTAL ASSETS	.00	50,100.00
FUND BALANCE				
	45	27999 Fund Balance	.00	-50,100.00
		TOTAL FUND BALANCE	.00	-50,100.00
		TOTAL LIABILITIES + FUND BALANCE	.00	-50,100.00

Fiscal Stability Fund

BALANCE SHEET FOR 2023 7

FUND: 50 Fiscal Stability Fund			NET CHANGE FOR PERIOD	ACCOUNT BALANCE
ASSETS				
50	10130	MONEY MARKET (UNIVEST)	36,010.80	8,598,840.18
		TOTAL ASSETS	36,010.80	8,598,840.18
LIABILITIES				
50	29000	Interfund Transfer	.00	-4,000,000.00
		TOTAL LIABILITIES	.00	-4,000,000.00
FUND BALANCE				
50	18500	Revenue Control	-36,010.80	-148,813.02
50	27998	Fund Balance Adjustment	.00	2,875.83
50	27999	Fund Balance	.00	-4,452,902.99
		TOTAL FUND BALANCE	-36,010.80	-4,598,840.18
		TOTAL LIABILITIES + FUND BALANCE	-36,010.80	-8,598,840.18

** END OF REPORT - Generated by Kristin Blahnik **